

# Junior Royals

Saturday 10:00 am

## Winnetka Bowl

Lanes 5 - 12

\*\*\* Have FUN! No points awarded this week! \*\*\*

USBC Certification: 936574 Lane Certification: 8846

### Team Standings

Place	Lane	#	Team Name	Points Won	Points Lost	Pins + HDCP	HDCP Game	HDCP Sers	Team Avg
1	5	1	Underdogs	45	19	30378	718	2089	403
2	10	6	Team 6	37½	26½	31659	765	2152	506
3	8	4	Alleygators	36½	27½	30991	759	2135	552
4	6	2	Team 2	33½	30½	25722	788	2117	588
5	9	5	Team 5	31	33	29864	771	1970	376
6	7	3	Team 3	27	37	28333	764	1983	513
7	12	8	Team 8	20½	43½	25904	696	1945	367
8	11	7	Team 7	16	48	17016	688	1991	505

### Review of Last Week's Bowling.....

Lanes	Team Name	HDCP -1-	HDCP -2-	HDCP -3-	HDCP Total	Last Wk WON	Team Name	HDCP -1-	HDCP -2-	HDCP -3-	HDCP Total	Last Wk WON
5-6	Underdogs	705	637	699	2041	4	<---> Alleygators	620	608	633	1861	0
7-8	Team 6	652	706	714	2072	1½	<---> Team 2	623	706	788	2117	2½
9-10	Team 5	576	640	550	1766	1	<---> Team 3	635	579	677	1891	3
11-12	Team 8	0	0	0	0	0	<---> Team 7	0	0	0	0	0

### Last Week's Top Scores

Team Scratch Game		Team Scratch Series		Team Handicap Game		Team Handicap Series	
719	Team 2	1910	Team 2	788	Team 2	2117	Team 2
Scratch Game		Scratch Series		Handicap Game		Handicap Series	
<b>Boys</b>	264 Justin Erickson	763 Justin Erickson	280 Justin Erickson	811 Justin Erickson	236 Jesus Gutierrez Jr	661 Jesus Gutierrez Jr	258 Jesus Gutierrez Jr
	234 Nathaniel Henerson	613 Nathaniel Henerson	251 Nathaniel Henerson	681 John Ostrow	216 Dylan Ingram	610 Dylan Ingram	244 John Ostrow
	215 Mason Kollstedt	575 Mason Kollstedt	240 Nicholas Ananyan	676 Jacob Branom	215 Mason Kollstedt	575 Mason Kollstedt	240 Nicholas Ananyan
<b>Girls</b>	248 Tiana Thoman-Smith	572 Tiana Thoman-Smith	281 Tiana Thoman-Smith	721 Shannon Sirody	178 Shannon Sirody	478 Shannon Sirody	259 Shannon Sirody
	153 Serenity Inthavong	414 Serenity Inthavong	210 Serenity Inthavong	671 Tiana Thoman-Smith	140 Johanna Earle	376 Johanna Earle	201 Johanna Earle
				585 Serenity Inthavong			
				559 Johanna Earle			

### Season High Scores

Team Scratch Series		Team Scratch Game		Team Handicap Series		Team Handicap Game	
1910	Team 2	639	Alleygators	2152	Team 6	788	Team 2
<i>Bowlers must have completed a minimum of 30 games to be eligible for any league award.</i>							
Scratch Series		Scratch Game		Handicap Series		Handicap Game	
<b>Boys</b>	763 Justin Erickson	278	Jesus Gutierrez Jr	811	Justin Erickson	321	Jaecob Branom
<b>Girls</b>	633 Tiana Thoman-Smith	236	Serenity Inthavong	738	Shannon Sirody	294	Serenity Inthavong
				738	Tiana Thoman-Smith		

### Lane Assignments

	5-6	7-8	9-10	11-12	
Wk17 04/27	1- 2	3- 4	5- 6	7- 8	No points Fun Nite - Nothing Counts- Start Lane - 5

**Team Rosters**

**1 - Underdogs** Lane 5 HDCP=230 Avg=403

Name	Book Avg	Sex	Avg HDCP	Pins	Gms	High Game	High Sers	HDCP Game	HDCP Sers	-1-	-2-	-3-	Total	HDCP Total
Shannon Sirody	124	G	132 79	5553	42	195	486	279	738	178	138	162	478	721
Vince Ghzanian	119	B	128 82	5011	39	192	453	278	711	136	108	154	398	644
Jaecob Branom	121	B	143 69	6894	48	244	555	321	786	158	158	150	466	676

**2 - Team 2** Lane 6 HDCP=63 Avg=588

Name	Book Avg	Sex	Avg HDCP	Pins	Gms	High Game	High Sers	HDCP Game	HDCP Sers	-1-	-2-	-3-	Total	HDCP Total
Mason Kollstedt	196	B	197 20	5914	30	247	677	273	746	157	203	215	575	635
Tiana Thoman-Smith	173	G	184 32	6084	33	265	633	304	738	133	191	248	572	671
Justin Erickson	219	B	207 11	6227	30	266	763	281	811	264	243	256	763	811

**3 - Team 3** Lane 7 HDCP=130 Avg=513

Name	Book Avg	Sex	Avg HDCP	Pins	Gms	High Game	High Sers	HDCP Game	HDCP Sers	-1-	-2-	-3-	Total	HDCP Total
Nicholas Ananyan	155	B	168 46	6555	39	235	565	285	715	171	157	193	521	662
Johanna Earle	—	G	148 64	3575	24	179	483	241	672	131	105	140	376	559
Dylan Ingram	195	B	197 20	4748	24	276	674	290	716	205	189	216	610	670

**4 - Alleygators** Lane 8 HDCP=95 Avg=552

Name	Book Avg	Sex	Avg HDCP	Pins	Gms	High Game	High Sers	HDCP Game	HDCP Sers	-1-	-2-	-3-	Total	HDCP Total
Ryan Dornfeld	162	B	167 47	6536	39	245	626	290	761	a157	a157	a157	471	612
Joshua Novoa	168	B	178 37	5875	33	250	585	291	705	171	159	184	514	625
Benaiah McElroy	219	B	207 11	3118	15	267	783	290	852	a197	a197	a197	591	624

**5 - Team 5** Lane 9 HDCP=254 Avg=376

Name	Book Avg	Sex	Avg HDCP	Pins	Gms	High Game	High Sers	HDCP Game	HDCP Sers	-1-	-2-	-3-	Total	HDCP Total
Yaniv Kopel	—	B	104 104	4692	45	161	394	274	733	64	132	79	275	584
Jaden Mendoza	116	B	118 91	4621	39	179	531	258	747	a108	a108	a108	324	597
Serenity Inthavong	148	G	154 59	6660	43	236	522	294	690	153	149	112	414	585

**6 - Team 6** Lane 10 HDCP=137 Avg=506

Name	Book Avg	Sex	Avg HDCP	Pins	Gms	High Game	High Sers	HDCP Game	HDCP Sers	-1-	-2-	-3-	Total	HDCP Total
John Ostrow	91	B	108 100	5204	48	163	389	266	692	131	143	104	378	681
Nathaniel Henerson	212	B	201 17	7863	39	258	725	274	776	177	202	234	613	664
Jesus Gutierrez Jr	198	B	197 20	7690	39	278	702	314	793	204	221	236	661	727

**7 - Team 7** Lane 11 HDCP=138 Avg=505

Name	Book Avg	Sex	Avg HDCP	Pins	Gms	High Game	High Sers	HDCP Game	HDCP Sers	-1-	-2-	-3-	Total	HDCP Total
Percila Garcia	140	G	154 59	3237	21	199	507	259	687	a144	a144	a144	432	609
Ethan Soto	144	B	143 69	1288	9	179	484			a133	a133	a133	399	606
Ashley Soto	197	G	208 10	3746	18	277	711	281	723	a198	a198	a198	594	624

**8 - Team 8** Lane 12 HDCP=262 Avg=367

Name	Book Avg	Sex	Avg HDCP	Pins	Gms	High Game	High Sers	HDCP Game	HDCP Sers	-1-	-2-	-3-	Total	HDCP Total
Nathan Fenstad	115	B	107 101	4190	39	159	419	257	713	a97	a97	a97	291	594
Scarlett Cobrae	—	G	63 141	190	3	76	190			a53	a53	a53	159	582
Ezekiel De Guzman	184	B	197 20	3551	18	237	677	260	746	a187	a187	a187	561	621

**Temporary Substitutes**

<u>Name</u>	<u>Book</u> <u>Avg</u>	<u>Sex</u>	<u>Avg HDCP</u>	<u>Pins</u>	<u>Gms</u>	<u>High</u> <u>Game</u>	<u>High</u> <u>Sers</u>	<u>HDCP</u> <u>Game</u>	<u>HDCP</u> <u>Sers</u>	<u>-1-</u>	<u>-2-</u>	<u>-3-</u>	<u>Total</u>	<u>HDCP</u> <u>Total</u>
-------------	---------------------------	------------	-----------------	-------------	------------	----------------------------	----------------------------	----------------------------	----------------------------	------------	------------	------------	--------------	-----------------------------

**Individual High Averages**

<b>Boys</b>	207.57	Justin Erickson
<b>Girls</b>	184.36	Tiana Thoman-Smith

**Most Improved Average**

<b>Boys</b>	121	to	143.63	=	+22.63	Jaacob Branom	<b>Girls</b>	173	to	184.36	=	+11.36	Tiana Thoman-Smith
-------------	-----	----	--------	---	--------	---------------	--------------	-----	----	--------	---	--------	--------------------

**National Association Awards Earned Last Week**

<u>Name</u>	<u>Age</u>	<u>Award Score</u>	<u>Award Received</u>	<u>Name</u>	<u>Age</u>	<u>Award Score</u>	<u>Award Received</u>
Team 3		549	525 Game 3 youth 13-16 (USBC Team A	Alleygators		1576	1575 Series 3 youth 13-16 (USBC Te
Team 2		719	675 Game 3 youth 17-20 (USBC Team A			525	525 Game 3 youth 13-16 (USBC Tea

**Local and Bowling Center Awards**

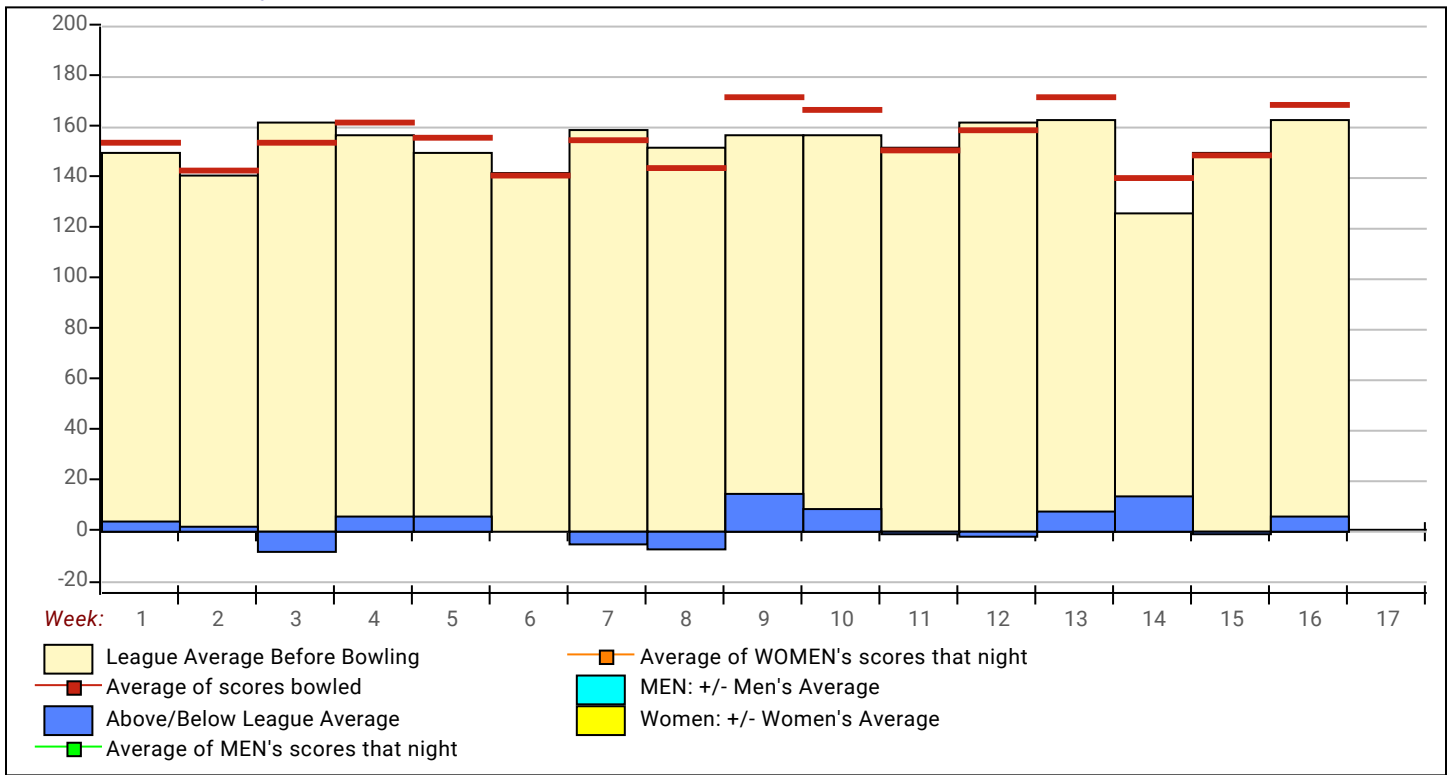
<u>Name</u>	<u>Age</u>	<u>Award Score</u>	<u>Award Received</u>	<u>Name</u>	<u>Age</u>	<u>Award Score</u>	<u>Award Received</u>
Justin Erickson		763	750 Series (GLAC USBC YOUTH)	Shannon Sirody		478	450 Series (GLAC USBC YOUTH)
		763	140 Pins Over Average - Series (GLAC U			178	175 Game (GLAC USBC YOUTH)
		264	250 Game (GLAC USBC YOUTH)	Tiana Thoman-Smith		248	225 Game (GLAC USBC YOUTH)
		264	50 Pins Over Average - Game (GLAC USB			248	50 Pins Over Average - Game (GLAC

**View Standings on the Web**

Visit [LeagueSecretary.com](http://LeagueSecretary.com) - This league's ID number is **122955**  
 View standings, bowler history, statistics and more. Also check out the Mobile App.  
 Visit [bowl.com](http://bowl.com) - This league's ID number is **9559**



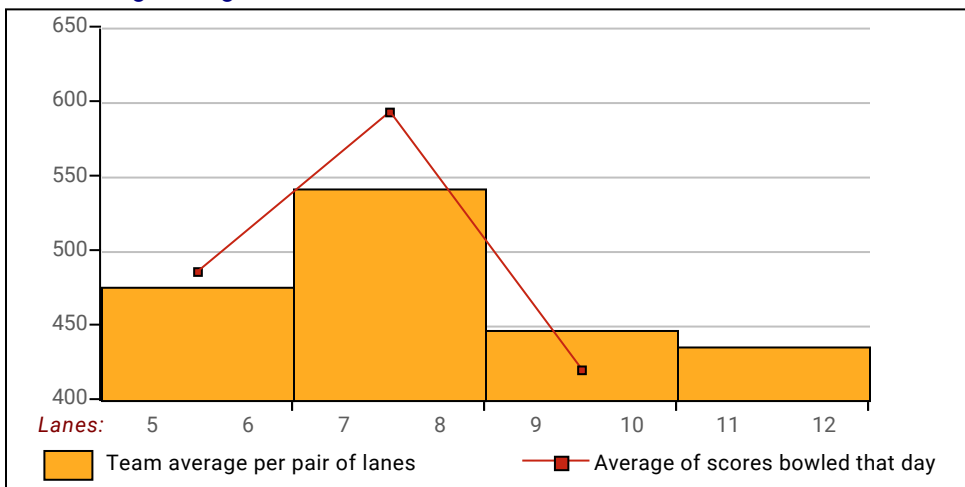
League Average Week-by-Week



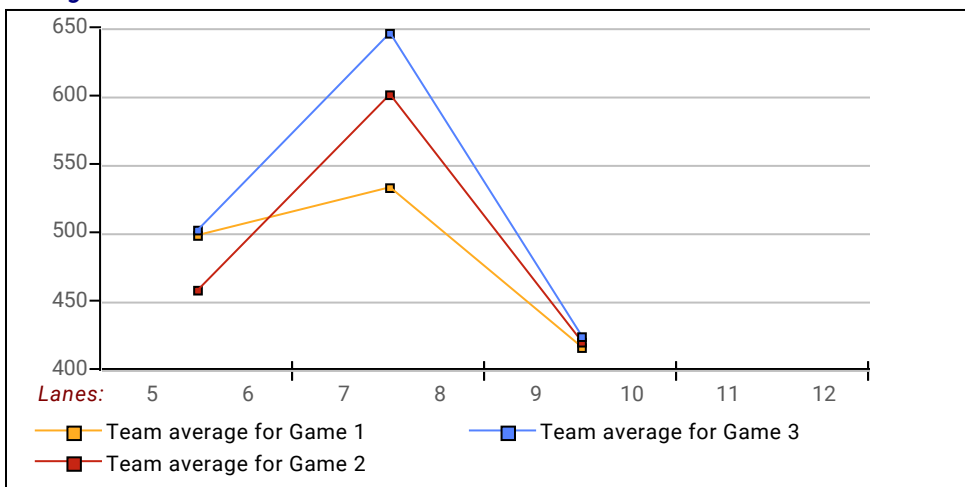
***This Week's Statistics***

	<u>Over All</u>	<u>Boys</u>	<u>Girls</u>
How many people bowled	15	11	4
Number of games bowled	45	33	12
Actual average of week's scores	169.20	174.97	153.33
How many games above average	28	23	5
How many games below average	17	10	7
Pins above/below average per game	6.53	9.61	-1.92
How many people raised average	10	8	2
by this amount	1.36	1.36	1.36
How many people went down	5	3	2
by this amount	-1.36	-0.73	-2.32
League average before bowling	163.06	165.77	155.59
League average after bowling	163.51	166.57	155.10
Change in league average	0.45	0.79	-0.48
800s	--	--	--
775s	--	--	--
750s	1	1	--
725s	--	--	--
700s	--	--	--
675s	--	--	--
650s	1	1	--
625s	--	--	--
600s	2	2	--
575s	1	1	--
550s	1	--	1
525s	--	--	--
500s	2	2	--
475s	1	--	1
450s	1	1	--
425s	--	--	--
400s	1	--	1
below 400	4	3	1
300s	--	--	--
275s	--	--	--
250s	2	2	--
225s	4	3	1
200s	7	7	--
175s	6	4	2
150s	11	9	2
125s	9	4	5
100s	4	2	2
below 100	2	2	--

**Team Average vs Avg of Scores**



**Average of Scores for Each Game**



**Amount Over/Under Team Average**

