

Thursday 6:15 pm

Lanes 11 - 18

President: Tom Hofbauer

Team Standings

Place	#	Team Name	%Won	Points Won	Points Lost	UnEarned Points	Y-T-D % WON	Year-To-Date WON	Y-T-D LOST	Games Won	Scratch Pins	Pins + HDCP
1	2	Kurt&Jordan	73.2	20½	7½		59.8	33½	22½	13½	13214	17978
2	1	Tom&Tom	60.7	17	11		61.6	34½	21½	12	15782	18452
3	4	Tom&Rob	60.7	17	11		55.4	31	25	13	14573	17966
4	7	Jason&Pete	53.6	15	13		51.8	29	27	11	12472	17644
5	6	Lloyd&Jordan	44.6	12½	15½		47.3	26½	29½	9½	13223	17801
6	3	JC&Hess	42.9	12	16		37.5	21	35	9	13763	17426
7	5	Kent&Rob	39.3	11	17		50.0	28	28	9	13122	18039
8	8	BJ&Scott	25.0	7	21		36.6	20½	35½	7	11666	17717

Review of Last Week's Bowling.....

Lanes	Team Name	HDCP -1-	HDCP -2-	HDCP -3-	HDCP Total	Last Wk WON	Team Name	HDCP -1-	HDCP -2-	HDCP -3-	HDCP Total	Last Wk WON
11-12	BJ&Scott	438	388	465	1291	1	<---> Kurt&Jordan	444	467	444	1355	3
13-14	JC&Hess	351	374	410	1135	0	<---> Kent&Rob	482	456	413	1351	4
15-16	Lloyd&Jordan	415	477	465	1357	1	<---> Tom&Tom	464	460	526	1450	3
17-18	Tom&Rob	359	463	476	1298	1	<---> Jason&Pete	401	432	513	1346	3

Lane Assignments

	11-12	13-14	15-16	17-18
Wk14 04/04	8- 2	3- 5	6- 1	4- 7

Last Week's Top Scores

Scratch Game	485	Tom&Tom	392	Tom&Rob	390	Jason&Pete
Scratch Series	1327	Tom&Tom	1046	Tom&Rob	1033	Lloyd&Jordan
Handicap Game	526	Tom&Tom	513	Jason&Pete	482	Kent&Rob
Handicap Series	1450	Tom&Tom	1357	Lloyd&Jordan	1355	Kurt&Jordan
Scratch Game	265	Tom Hofbauer	247	Rob Vogelsong	220	Tom Smith
Scratch Series	739	Tom Hofbauer	588	Tom Smith	575	Rob Vogelsong
Handicap Game	273	Rob Vogelsong	266	Tom Hofbauer	260	Pete Kos
					260	Tom Smith
Handicap Series	742	Tom Hofbauer	732	Jordan Spiess	727	Taylor Medina

Season High Scores

Scratch Game	486	Tom&Tom	437	JC&Hess	424	Tom&Rob
Scratch Series	1336	Tom&Tom	1179	Tom&Rob	1072	JC&Hess
Handicap Game	542	Tom&Tom	516	JC&Hess	515	Kent&Rob
					515	Jason&Pete
Handicap Series	1504	Tom&Tom	1423	Kent&Rob	1411	Jason&Pete


Bowlers must have completed a minimum of 24 games to be eligible for any league award.

Scratch Game	279	Tom Hofbauer	258	Steve Hess	247	Rob Vogelsong
Scratch Series	739	Tom Hofbauer	663	Rob Vogelsong	611	Kent North
					611	Steve Hess
Handicap Game	292	Tex Jackson	283	Tom Hofbauer	282	Jason Kos
Handicap Series	762	Tom Hofbauer	756	Rob Vogelsong	742	Tom Smith

Team Rosters

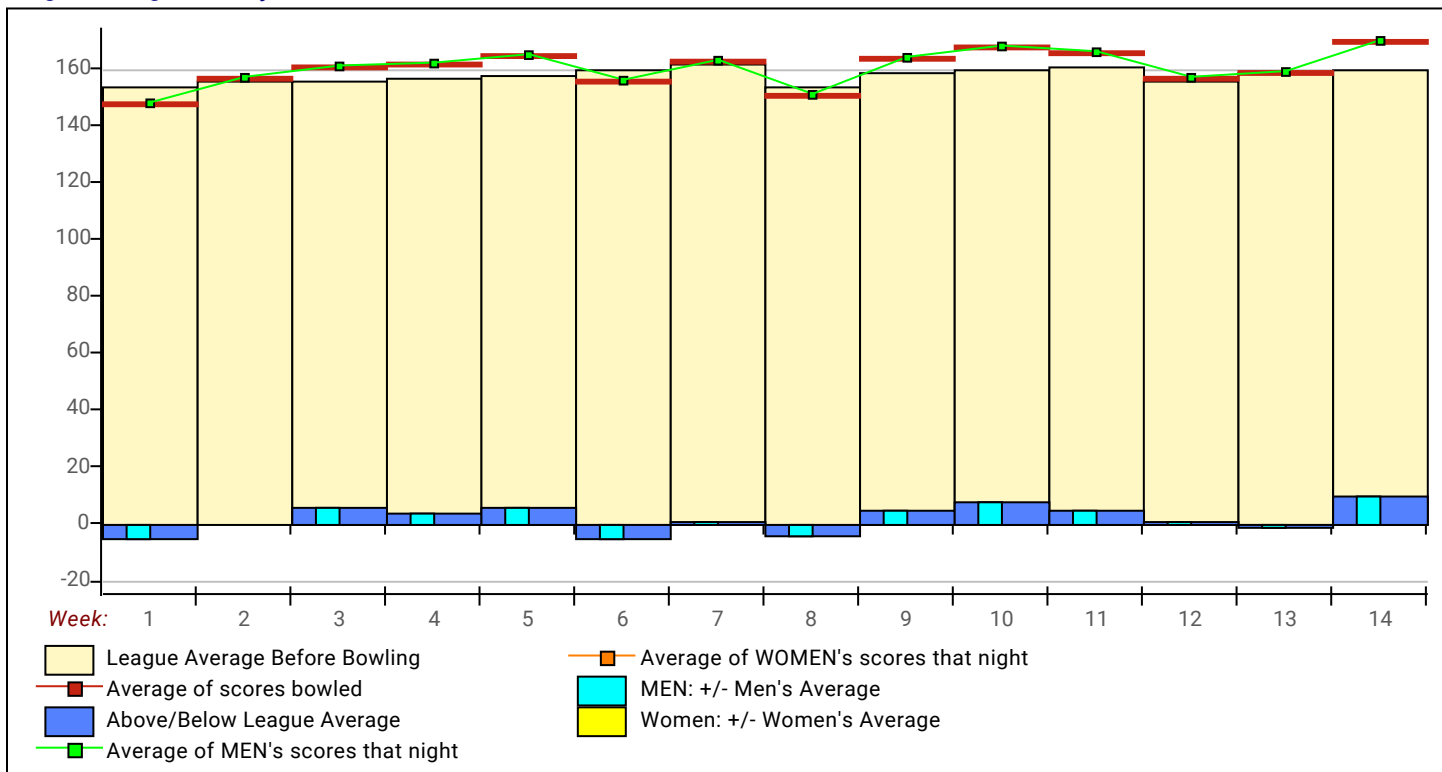
ID #	Bowling Hand	Name	Avg HDCP		Pins Gms		To Raise	To Drop	-1-	-2-	-3-	Total	HDCP
							Avg +1	Avg -1					Total
1 - Tom&Tom													
20		Tom Smith	172	38	7247	42	538	492	186	182	220	588	708
19		Tom W. Hofbauer	212	0	7639	36	668	628	237	237	265	739	742
2 - Kurt&Jordan													
28		Kurt A. Bostater	141	69	4667	33	445	408	131	157	133	421	628
14		Jordan Bostater	178	32	5356	30	551	517				0	0
40		Tayler Medina	161	49	5333	33	499	462	192	189	190	571	727
3 - JC&Hess													
23		Jc Moore	147	63	3551	24	445	417	118	125	172	415	598
37		Steve B. Hess	189	21	5691	30	579	545	154	170	159	483	537
4 - Tom&Rob													
2		Cole Burggar	152	58	5048	33	460	423	150	132	189	471	645
22		Rob Vogelsong	184	26	7756	42	569	523	125	247	203	575	653
21		Tom Mack	190	20	2862	15	576	557				0	0
5 - Kent&Rob													
27		Kent L. North	178	32	5895	33	549	512	201	197	171	569	668
10		Rob Watson	132	78	4755	36	432	392	168	146	129	443	683
6 - Lloyd&Jordan													
1		Jordan Spiess	129	81	5456	42	394	348	148	176	159	483	732
29		Lloyd Fox	184	26	7767	42	558	512	159	193	198	550	625
7 - Jason&Pete													
15		Pete Kos	144	66	5616	39	474	431	144	145	192	481	685
17		Jason E. Kos	156	54	5617	36	506	466	134	164	198	496	661
8 - BJ&Scott													
25		Tex Jackson	140	70	5476	39	446	403	145	119	170	434	644
26		Scott Kellogg	138	72	4969	36	452	412	150	126	152	428	647

Temporary Substitutes Division 1: Enter Div Label

 **Division 1: Enter Div Label**

Name	Avg HDCP		Pins Gms		High Game	High Sers	HDCP Game	HDCP Sers	-1-	-2-	-3-	Total	HDCP
								Total					Total
Greg Andrews	bk111	99	0	0	0	0						0	0
Bart Ankney	bk162	48	0	0	0	0						0	0
Collin Bacan	120	90	0	0	0	0						0	0
Bobby L. Coker	120	90	0	0	0	0						0	0
Mat Dixon	120	90	0	0	0	0						0	0
John Dubias	bk180	30	0	0	0	0						0	0
Hunter Fritch	128	82	1541	12	155	416	237	662				0	0
Christian Grube	bk108	102	0	0	0	0						0	0
Nate Hess	87	123	261	3	107	261						0	0
Jay Hornish	120	90	0	0	0	0						0	0
Steve Kerr	120	90	0	0	0	0						0	0
Dennis Kimpel	146	64	2193	15	192	485	253	668				0	0
Cole Kos	120	90	0	0	0	0						0	0
Clay Martin	143	67	2151	15	212	492	284	708				0	0
Tayler Medina	161	49	5333	33	222	571	281	727	192	189	190	571	727
Dennis Miller	120	90	0	0	0	0						0	0
Jeff F. Miller	120	90	0	0	0	0						0	0
Randy Peters	bk121	89	0	0	0	0						0	0
Josh Schlade	120	90	0	0	0	0						0	0
Brian Smith	140	70	422	3	169	422						0	0
Shawn Stark	bk133	77	0	0	0	0						0	0
Chad Tinkel	120	90	0	0	0	0						0	0
Steve Voigt	120	90	0	0	0	0						0	0
Sean Welling	bk153	57	0	0	0	0						0	0
Phil Whittington	120	90	0	0	0	0						0	0

League Average Week-by-Week



Individual High Averages

212.19 Tom Hofbauer 189.70 Steve Hess 184.93 Lloyd Fox 184.67 Rob Vogelsong 178.64 Kent North

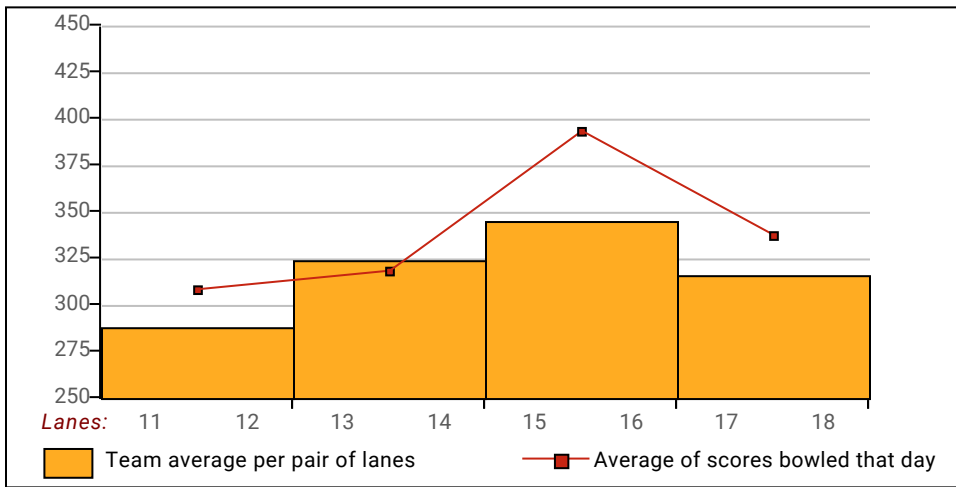
**** Last Week's High Scores for Immediate Release ****

Scratch Game	265 Tom Hofbauer	247 Rob Vogelsong	237 Tom Hofbauer
	237 Tom Hofbauer	220 Tom Smith	203 Rob Vogelsong
	201 Kent North	198 Jason Kos	198 Lloyd Fox
			197 Kent North
Scratch Series	739 Tom Hofbauer	588 Tom Smith	575 Rob Vogelsong
	571 Tayler Medina	569 Kent North	550 Lloyd Fox
	496 Jason Kos	483 Jordan Spiess	483 Steve Hess
			481 Pete Kos

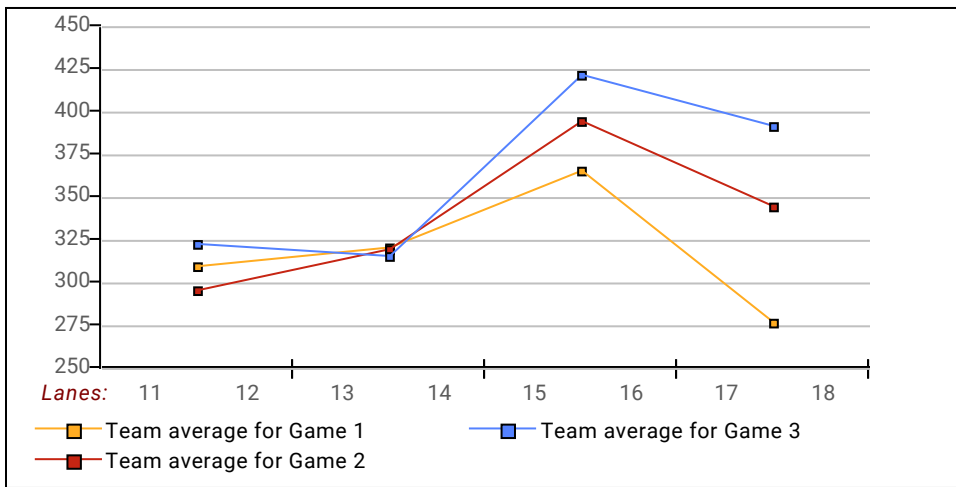
This Week's Statistics

	<u>Men</u>
How many people bowled	16
Number of games bowled	48
Actual average of week's scores	169.73
How many games above average	32
How many games below average	16
Pins above/below average per game	10.48
How many people raised average	12
by this amount	1.38
How many people went down	4
by this amount	-1.20
League average before bowling	159.70
League average after bowling	160.44
Change in league average	0.74
800s	--
775s	--
750s	--
725s	1
700s	--
675s	--
650s	--
625s	--
600s	--
575s	2
550s	3
525s	--
500s	--
475s	4
450s	1
425s	3
400s	2
below 400	--
300s	--
275s	--
250s	1
225s	3
200s	3
175s	12
150s	14
125s	13
100s	2
below 100	--

Team Average vs Avg of Scores



Average of Scores for Each Game



Amount Over/Under Team Average

