

Monday 7:00 pm

Winnetka Bowl

Lanes 15 - 32

USBC Certification: 686342 Lane Certification: 8846
 President: Jesse Gutierrez is on Lane 22 jessegutierrez@gmail.com
 Vice President: Ray Plasse is on Lane 29 raymattecc@yahoo.com
 Secretary/Treasurer: John Thoman is on Lane 22 johnthoman57@gmail.com
 Sergeant at Arms: Alex Schwartz is on Lane 17 ASchwartz9522@gmail.com

Team Standings

Place	#	Team Name	Points Won	Points Lost	Year-To-Date WON	Pins + HDCP	HDCP Game	HDCP Sers	Team Avg
1	9	Drinking Joes	17	7	17	15970	988	2784	546
2	4	Team 4	16	8	16	16506	1002	2914	877
3	11	Team 11	15½	8½	15½	16115	982	2778	745
4	17	Nacho Average Bowler	15	9	15	16522	1029	2981	685
5	18	Git UR Wood!!	15	9	15	16493	1033	2847	733
6	1	Team 1	14	10	14	16192	1001	2806	667
7	12	WTF	14	10	14	16046	980	2737	670
8	6	Team 6	13	11	13	16328	1071	2899	771
9	5	Team 5	12	12	12	16158	1012	2885	795
10	16	Sheila's Angels	12	12	12	15563	969	2722	636
11	2	Anchor's Away	11½	12½	11½	15882	986	2825	695
12	14	Team Shake & Bake	10	14	10	16079	1021	2882	644
13	7	Pin Heads	10	14	10	15727	962	2758	405
14	15	Cookies n Cream	9	15	9	16239	964	2838	664
15	3	The Good Frame Boys!	8	16	8	16244	1027	2847	759
16	13	Purple Haze	8	16	8	15942	963	2728	682
17	10	Team 10	8	16	8	15934	958	2760	609
18	8	Beans Team	8	16	8	15862	931	2722	547

Review of Last Week's Bowling.....

Lanes	Team Name	HDCP -1-	HDCP -2-	HDCP -3-	HDCP Total	Last Wk WON	Team Name	HDCP -1-	HDCP -2-	HDCP -3-	HDCP Total	Last Wk WON
15-16	Team 6	855	903	913	2671	4	<--> Sheila's Angels	835	816	820	2471	0
17-18	Team 1	887	890	918	2695	1	<--> Nacho Average Bowle	920	783	1016	2719	3
19-20	Team 4	940	972	1002	2914	4	<--> Team Shake & Bake	903	897	842	2642	0
21-22	Team 10	880	910	917	2707	2	<--> Git UR Wood!!	891	909	910	2710	2
23-24	WTF	839	860	945	2644	3	<--> Purple Haze	830	867	921	2618	1
25-26	Beans Team	843	931	911	2685	3	<--> Cookies n Cream	901	877	897	2675	1
27-28	Drinking Joes	857	830	833	2520	0	<--> Team 5	863	908	889	2660	4
29-30	Team 11	849	947	976	2772	3½	<--> Anchor's Away	849	914	892	2655	0½
31-32	The Good Frame Boys	947	895	831	2673	1	<--> Pin Heads	818	924	944	2686	3

Lane Assignments

	15-16	17-18	19-20	21-22	23-24	25-26	27-28	29-30	31-32	
Wk07 04/22	9- 4	11-17	18- 1	12- 6	5-16	2-14	7-15	3-13	10- 8	Position Round- Start Lane - 15
Wk08 04/29	4-17	6-14	1-16	12-15	8-18	10-13	11- 3	7- 5	2- 9	
Wk09 05/06	13- 7	9-11	15-18	14- 2	17-16	5- 3	8- 1	4- 6	10-12	

IMPORTANT DATES

Monday May 27: Memorial Day No Bowling
 Tuesday July 16: Cut off date to reserve a room at the Orleans Hotel and receive the group discount.
 Saturday August 17: Sweeper Day Orleans Bowling Center Las Vegas Noon
 Monday August 19: 2nd Chance Sweeper Winnetka Bowl 7 PM

Strike Pot 50/50

\$220.00 \$127.00

HOTEL INFORMATION

The Orleans Hotel is holding hotel rooms for our league (August 15-August 18) and is offering a group discount. Friday and Saturday \$111 per night, Thursday and Sunday \$49 per night.
 To reserve please go to: <https://book.passkey.com/e/50804022> or call 800.675.3267 and use group code RMBH24C. Last day to reserve is July 16.

Team Rosters

1 - Team 1 Lane 20 HDCP=226 Avg=667

Name	Avg HDCP		Pins Gms		High Game	High Sers	HDCP Game	HDCP Sers	-1-	-2-	-3-	Total	HDCP Total
Fred Miller	156	66	2815	18	192	499			147	96	192	435	627
Shelly Steinborn	119	99	1797	15	141	385			103	118	117	338	632
Jared Miller	172	52	3108	18	226	600			137	201	159	497	647
Jesse Chastain	220	9	3960	18	274	747			274	249	224	747	789

2 - Anchor's Away Lane 25 HDCP=201 Avg=695

Name	Avg HDCP		Pins Gms		High Game	High Sers	HDCP Game	HDCP Sers	-1-	-2-	-3-	Total	HDCP Total
Howard Bender	181	44	2179	12	208	584			175	189	191	555	690
Don Eisman	170	54	3062	18	214	557			151	201	170	522	684
Jerry Simmons	165	58	1982	12	222	558						0	0
Neal Veis	179	45	3230	18	249	604			160	175	177	512	644

3 - The Good Frame Boys! Lane 29 HDCP=143 Avg=759

Name	Avg HDCP		Pins Gms		High Game	High Sers	HDCP Game	HDCP Sers	-1-	-2-	-3-	Total	HDCP Total
Morgan Demeter	166	57	2828	17	214	564			169	148	119	436	598
Chris Mintz-Plasse	199	27	3595	18	245	633			216	182	221	619	703
Dan Musselman	192	34	2882	15	256	662			197	190	178	565	664
Ray Plasse	202	25	3650	18	245	677			224	234	172	630	708

4 - Team 4 Lane 16 HDCP=41 Avg=877

Name	Avg HDCP		Pins Gms		High Game	High Sers	HDCP Game	HDCP Sers	-1-	-2-	-3-	Total	HDCP Total
Shawn Tamjidi	225	4	3840	17	297	775			233	297	245	775	805
Ynes Zavala	188	37	3208	17	237	622			190	157	209	556	664
Robert Pellicci	231	0	3940	17	279	732			238	235	259	732	732
Justin Pluchino	233	0	3969	17	300	724			233	237	243	713	713

5 - Team 5 Lane 23 HDCP=110 Avg=795

Name	Avg HDCP		Pins Gms		High Game	High Sers	HDCP Game	HDCP Sers	-1-	-2-	-3-	Total	HDCP Total
Ronnie Young Jr	199	27	3596	18	259	651			185	215	191	591	672
DeLeon Howard III	182	43	3278	18	258	643			186	198	163	547	676
Ellis Trotter	199	27	3585	18	245	659			208	161	212	581	662
Randall Williams	215	13	3878	18	266	693			176	226	215	617	650

6 - Team 6 Lane 22 HDCP=132 Avg=771

Name	Avg HDCP		Pins Gms		High Game	High Sers	HDCP Game	HDCP Sers	-1-	-2-	-3-	Total	HDCP Total
George Ritter	178	46	2674	15	245	612			146	159	146	451	571
Maile Robertson	160	63	2892	18	234	565			159	145	182	486	675
Jesse Gutierrez	216	12	3905	18	279	709			212	248	249	709	754
John Thoman	217	11	3919	18	279	753			210	223	208	641	671

7 - Pin Heads Lane 27 HDCP=462 Avg=405

Name	Avg HDCP		Pins Gms		High Game	High Sers	HDCP Game	HDCP Sers	-1-	-2-	-3-	Total	HDCP Total
Dorene Hartman	118	100	2124	18	157	376			80	157	132	369	672
Steve Soft	64	149	961	15	95	223			81	41	79	201	651
Tammy Soft	93	123	1408	15	116	320			106	116	98	320	698
Destry Walker	130	90	2357	18	215	504			84	143	168	395	665

8 - Beans Team Lane 32 HDCP=335 Avg=547

Name	Avg HDCP		Pins Gms		High Game	High Sers	HDCP Game	HDCP Sers	-1-	-2-	-3-	Total	HDCP Total
Betty Hogan	111	107	2011	18	165	391			120	165	106	391	718
William Bridle	141	80	2542	18	198	510			123	144	124	391	625
Shane Cornejo	135	85	2433	18	166	430			139	118	155	412	670
Mike Abbott	160	63	2888	18	207	538			125	168	190	483	672

9 - Drinking Joes Lane 15 HDCP=334 Avg=546

Name	Avg HDCP		Pins Gms		High Game	High Sers	HDCP Game	HDCP Sers	-1-	-2-	-3-	Total	HDCP Total
Nigel O'Reilly	147	74	1764	12	194	485			a137	a137	a137	411	633
Stacey Tauson	124	95	1870	15	163	391						0	0
Ian Clasby	137	83	2473	18	194	467			121	131	136	388	631
Taryn West	138	82	1656	12	174	452			174	110	109	393	636

10 - Team 10 Lane 31 HDCP=278 Avg=609

Name	Avg HDCP		Pins Gms		High Game	High Sers	HDCP Game	HDCP Sers	-1-	-2-	-3-	Total	HDCP Total
Sarah Macklin	114	104	2067	18	153	401			118	104	112	334	643
Rudy Villa	141	80	2541	18	166	452			163	134	155	452	695
Randy Vargas	167	56	2855	17	214	547			141	214	192	547	724
Neema Khazaie	187	38	2815	15	234	611			a177	a177	a177	531	645

11 - Team 11 Lane 17 HDCP=155 Avg=745

Name	Avg HDCP		Pins Gms		High Game	High Sers	HDCP Game	HDCP Sers	-1-	-2-	-3-	Total	HDCP Total
Brittney Gonzalez	169	54	3053	18	214	546			155	164	205	524	689
Matt Mintz-Plasse	175	49	3153	18	243	609			190	243	176	609	771
Paul Martin	188	37	3384	18	235	682			164	167	188	519	624
Alex Schwartz	213	15	3840	18	279	719			181	214	248	643	688

12 - WTF Lane 21 HDCP=224 Avg=670

Name	Avg HDCP		Pins Gms		High Game	High Sers	HDCP Game	HDCP Sers	-1-	-2-	-3-	Total	HDCP Total
Matt Stevens	151	71	2279	15	188	506			121	153	165	439	646
Ben Vered	161	62	2910	18	213	529			175	143	159	477	660
Tal Nelkin	177	47	3190	18	218	576			146	165	194	505	640
Owen Kato	181	44	2715	15	231	615						0	0

13 - Purple Haze Lane 30 HDCP=213 Avg=682

Name	Avg HDCP		Pins Gms		High Game	High Sers	HDCP Game	HDCP Sers	-1-	-2-	-3-	Total	HDCP Total
P-Dog Manansala	163	60	2621	16	201	526			139	139	167	445	613
Colleen Van Zandt	164	59	2470	15	208	549			167	175	154	496	673
Hank Patten	171	53	2571	15	201	538			189	155	194	538	700
Myron Stevens	184	41	2767	15	244	675			128	191	199	518	632

14 - Team Shake & Bake Lane 26 HDCP=246 Avg=644

Name	Avg HDCP		Pins Gms		High Game	High Sers	HDCP Game	HDCP Sers	-1-	-2-	-3-	Total	HDCP Total
Luke Surmeian	136	84	2454	18	175	456			175	159	122	456	717
Alex Monteagudo	156	66	2818	18	215	527			174	167	144	485	686
Kim Alanya	169	54	2546	15	203	571			153	155	151	459	612
Sebastian Morales	183	42	2753	15	236	598			157	172	181	510	627

15 - Cookies n Cream Lane 28 HDCP=228 Avg=664

Name	Avg HDCP		Pins Gms		High Game	High Sers	HDCP Game	HDCP Sers	-1-	-2-	-3-	Total	HDCP Total
Dina Duke	144	77	2161	15	173	459			137	152	146	435	669
Brett Martin	162	61	1946	12	213	514			137	138	173	448	619
Veronica Patton	189	36	3410	18	239	643			239	214	190	643	766
Mathew Roy	169	54	3059	18	225	571			160	145	160	465	621

16 - Sheila's Angels Lane 24 HDCP=253 Avg=636

Name	Avg HDCP		Pins Gms		High Game	High Sers	HDCP Game	HDCP Sers	-1-	-2-	-3-	Total	HDCP Total
Shelley Thoman	158	64	2852	18	204	512			154	177	138	469	661
Vincent Alcalá	133	87	2395	18	178	461			141	143	86	370	625
Breeanne Esterson	bk148	73	770	8	113	315			111	67	a138	316	535
Jaelyn Thoman	197	29	1779	9	245	627						0	0
Bobby Ballard	195	31	1762	9	235	682						0	0

17 - Nacho Average Bowler Lane 18 HDCP=210 Avg=685

Name	Avg HDCP		Pins Gms		High Game	High Sers	HDCP Game	HDCP Sers	-1-	-2-	-3-	Total	HDCP Total
David Molina	218	10	3281	15	266	751						0	0
Eleonora Handal Molina	90	126	1631	18	125	298			84	63	125	272	650
Mike Molina	166	57	2996	18	225	575			166	141	168	475	640
Ryan Lunsford	211	17	3798	18	258	680			197	162	247	606	654

18 - Git UR Wood!! Lane 19 HDCP=166 Avg=733

Name	Avg HDCP		Pins Gms		High Game	High Sers	HDCP Game	HDCP Sers	-1-	-2-	-3-	Total	HDCP Total
Sean Drury	178	46	3221	18	232	586			148	211	192	551	689
Pat Cornish	172	52	3104	18	231	563			175	156	162	493	643
Joe Vallance	189	36	3407	18	235	640			200	214	168	582	693
Samuel Rodriguez	194	32	3503	18	235	615			203	163	223	589	685

Temporary Substitutes

Name	Avg HDCP		Pins	Gms	High Game	High Sers	HDCP Game	HDCP Sers	-1-	-2-	-3-	Total	HDCP Total
Joel Andrade	bk205	22	635	3	222	635						0	0
Brent Brehm	bk194	32	679	3	247	679			244	188	247	679	775
Richard Deem	166	57	1501	9	183	543			171	157	162	490	637
Emmanuel Dizon	bk217	11	689	3	259	689						0	0
Blake Jozwiakowski	bk212	16	650	3	236	650			206	208	236	650	698
Karl Kurtz	bk226	3	619	3	246	619						0	0
Joe Macklin	bk199	27	215	1	215	215						0	0
Jerome Pereyra	187	38	2246	12	246	583			171	171	200	542	650
James Svastics	bk155	67	419	3	149	419			122	149	148	419	620
Taylor Tattersall	149	72	299	2	153	299						0	0

Last Week's Top Scores

Team Scratch Game		Team Scratch Series		Team Handicap Game		Team Handicap Series	
956 Team 4		2776 Team 4		1016 Nacho Average Bowler		2914 Team 4	
<u>Scratch Game</u>		<u>Scratch Series</u>		<u>Handicap Game</u>		<u>Handicap Series</u>	
Men	297 Shawn Tamjidi	775 Shawn Tamjidi	747 Jesse Chastain				
	274 Jesse Chastain	732 Robert Pellicci	713 Justin Pluchino				
	259 Robert Pellicci	709 Jesse Gutierrez					
	249 Jesse Gutierrez						
	248 Alex Schwartz						
Women	239 Veronica Patton	643 Veronica Patton	524 Brittney Gonzalez				
	205 Brittney Gonzalez	496 Colleen Van Zandt	493 Pat Cornish				
	182 Maile Robertson	486 Maile Robertson					
	177 Shelley Thoman						
	175 Colleen Van Zandt						
	175 Pat Cornish						

Season High Scores

Team Scratch Series		Team Scratch Game		Team Handicap Series		Team Handicap Game	
2776 Team 4		930 Team 6		2981 Nacho Average Bowler		1071 Team 6	
<i>Bowlers must have a minimum of 21 games (after bowling) to be listed for high handicap game and series.</i>							
<u>Scratch Series</u>		<u>Scratch Game</u>		<u>Handicap Series</u>		<u>Handicap Game</u>	
Men	775 Shawn Tamjidi	300 Justin Pluchino					
Women	643 Veronica Patton	245 Jaelyn Thoman					

Individual High Averages

Bowlers must have a minimum of 21 games before they will be listed for high average recognition.

Most Improved Average

Men	139 to 166.44 = +27.44	Mike Molina	Women	144 to 160.67 = +16.67	Maile Robertson
------------	------------------------	-------------	--------------	------------------------	-----------------

Local and Bowling Center Awards

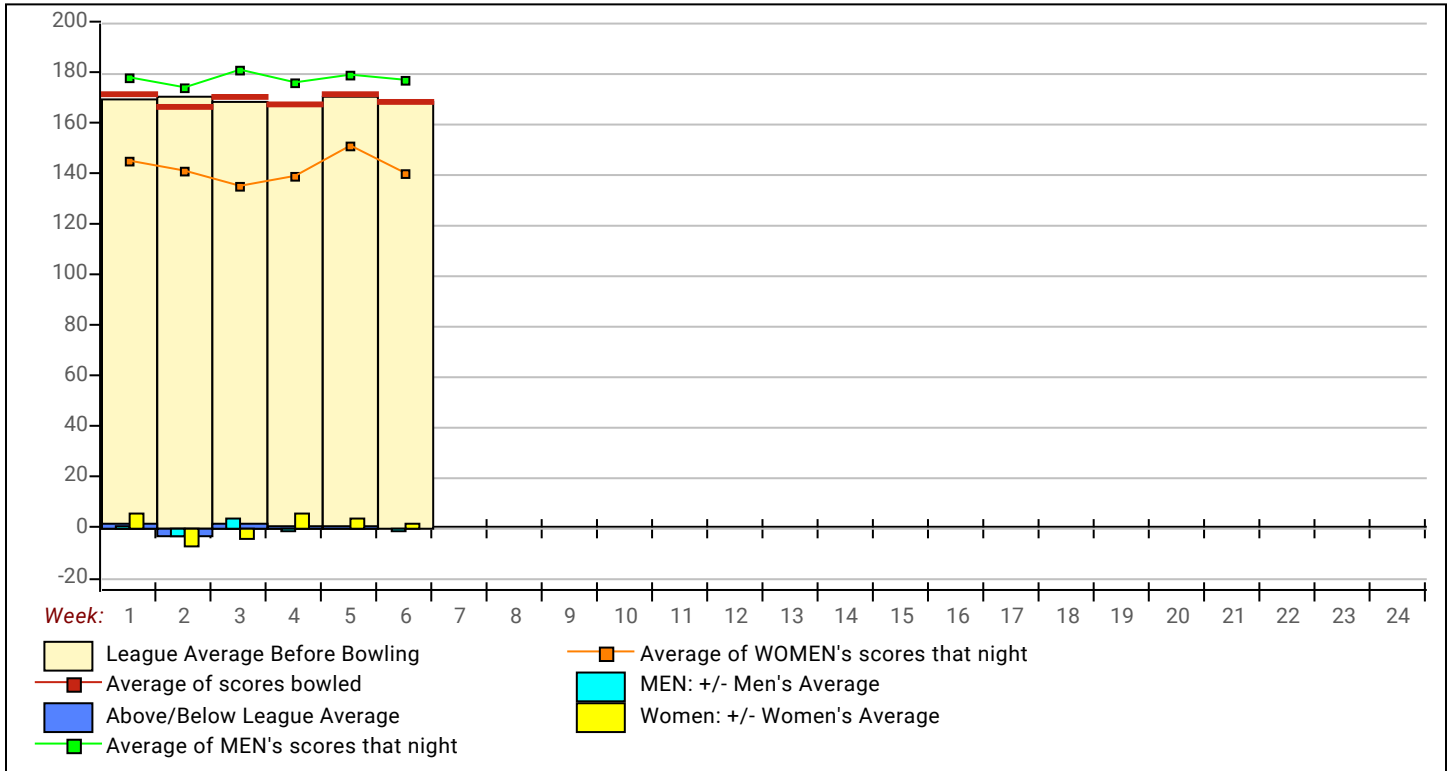
Name	Award Score	Award Received	Name	Award Score	Award Received
Brent Brehm	244	50 Pins Over Average - Game (GLAC USBC)	Matt Mintz-Plasse	243	50 Pins Over Average - Game (GLAC U
Jesse Chastain	747	100 Pins Over Average - Series (GLAC US)		243	225 Game (GLAC USBC)
Eleonora Handal Molina	125	125 Game (GLAC USBC)	Shawn Tamjidi	775	100 Pins Over Average - Series (GLAC
Betty Hogan	165	150 Game (GLAC USBC)		297	75 Pins Over Average - Game (GLAC U
	165	50 Pins Over Average - Game (GLAC USBC)	Randy Vargas	214	50 Pins Over Average - Game (GLAC U
Matt Mintz-Plasse	609	100 Pins Over Average - Series (GLAC US)			

View Standings on the Web

Visit LeagueSecretary.com - This league's ID number is **123108**
 View standings, bowler history, statistics and more. Also check out the Mobile App.
 Visit bowl.com - This league's ID number is **43**



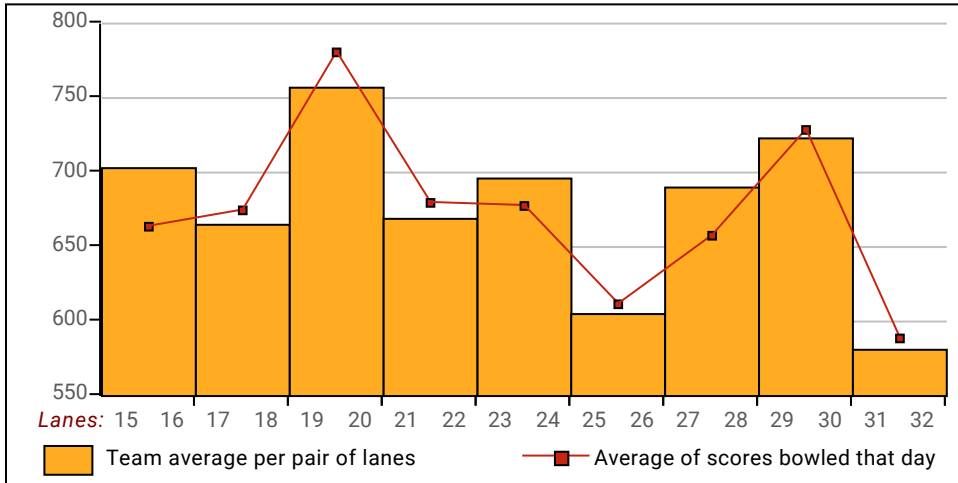
League Average Week-by-Week



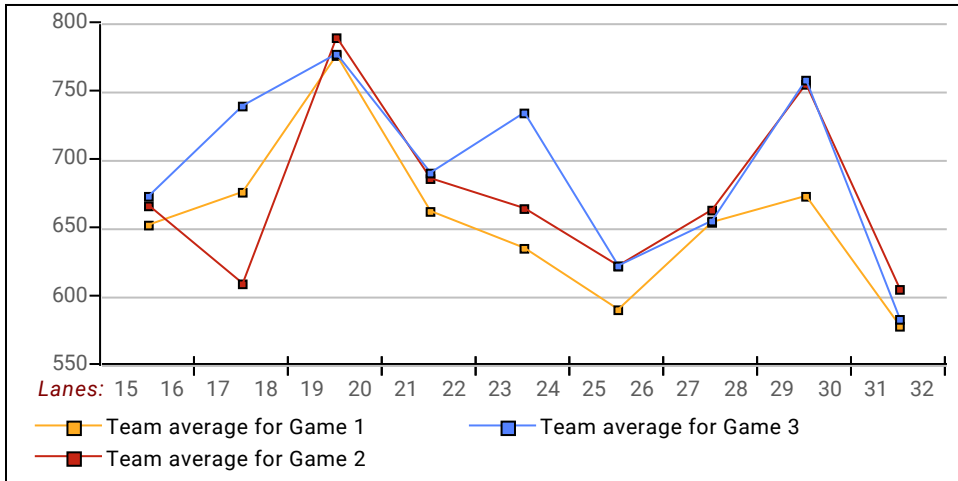
This Week's Statistics

	<u>Over All</u>	<u>Men</u>	<u>Women</u>
How many people bowled	70	54	16
Number of games bowled	209	162	47
Actual average of week's scores	168.95	177.22	140.43
How many games above average	100	78	22
How many games below average	106	81	25
Pins above/below average per game	0.17	-0.33	1.89
How many people raised average	35	26	9
by this amount	2.77	3.17	1.62
How many people went down	35	28	7
by this amount	-2.54	-2.69	-1.92
League average before bowling	168.83	177.91	138.19
League average after bowling	168.95	178.04	138.26
Change in league average	0.12	0.13	0.07
800s	--	--	--
775s	1	1	--
750s	--	--	--
725s	2	2	--
700s	2	2	--
675s	1	1	--
650s	1	1	--
625s	4	3	1
600s	4	4	--
575s	4	4	--
550s	4	4	--
525s	4	4	--
500s	7	6	1
475s	9	6	3
450s	6	4	2
425s	6	5	1
400s	2	2	--
below 400	13	5	8
300s	--	--	--
275s	1	1	--
250s	2	2	--
225s	19	18	1
200s	27	25	2
175s	38	33	5
150s	56	41	15
125s	34	28	6
100s	21	8	13
below 100	11	6	5

Team Average vs Avg of Scores



Average of Scores for Each Game



Amount Over/Under Team Average

