

Monday 7:00 pm

Winnetka Bowl

Lanes 15 - 32

USBC Certification: 686342 Lane Certification: 8846
 President: Jesse Gutierrez is on Lane 15 jessegutierrez@gmail.com
 Vice President: Ray Plasse is on Lane 31 raymattecc@yahoo.com
 Secretary/Treasurer: John Thoman is on Lane 15 johnthoman57@gmail.com
 Sergeant at Arms: Alex Schwartz is on Lane 29 ASchwartz9522@gmail.com

Team Standings

Place	#	Team Name	Points Won	Points Lost	Year-To-Date WON	Pins + HDCP	HDCP Game	HDCP Sers	Team Avg
1	9	Drinking Joes	17	3	17	13450	988	2784	550
2	18	Git UR Wood!!	13	7	13	13783	1033	2847	734
3	1	Team 1	13	7	13	13497	1001	2806	667
4	17	Nacho Average Bowler	12	8	12	13803	1029	2981	688
5	4	Team 4	12	8	12	13592	991	2821	868
6	11	Team 11	12	8	12	13343	982	2778	741
7	16	Sheila's Angels	12	8	12	13092	969	2722	638
8	12	WTF	11	9	11	13402	980	2737	675
9	2	Anchor's Away	11	9	11	13227	986	2825	695
10	14	Team Shake & Bake	10	10	10	13437	1021	2882	647
11	6	Team 6	9	11	9	13657	1071	2899	776
12	15	Cookies n Cream	8	12	8	13564	964	2838	665
13	5	Team 5	8	12	8	13498	1012	2885	799
14	3	The Good Frame Boys!	7	13	7	13571	1027	2847	762
15	13	Purple Haze	7	13	7	13324	963	2728	687
16	7	Pin Heads	7	13	7	13041	962	2758	400
17	10	Team 10	6	14	6	13227	958	2760	605
18	8	Beans Team	5	15	5	13177	928	2722	545

Review of Last Week's Bowling.....

Lanes	Team Name	HDCP -1-	HDCP -2-	HDCP -3-	HDCP Total	Last Wk WON		Team Name	HDCP -1-	HDCP -2-	HDCP -3-	HDCP Total	Last Wk WON
15-16	Team Shake & Bake	921	909	885	2715	1	<-->	Team 1	890	963	889	2742	3
17-18	Team 4	840	802	799	2441	0	<-->	Sheila's Angels	921	914	887	2722	4
19-20	Team 6	905	956	945	2806	1	<-->	Nacho Average Bowle	928	996	899	2823	3
21-22	Beans Team	886	905	900	2691	1	<-->	Purple Haze	851	932	945	2728	3
23-24	Team 10	831	891	954	2676	1	<-->	Cookies n Cream	938	947	953	2838	3
25-26	WTF	872	929	851	2652	1	<-->	Git UR Wood!!	889	863	944	2696	3
27-28	Pin Heads	841	853	861	2555	0	<-->	Anchor's Away	986	877	962	2825	4
29-30	Drinking Joes	867	840	893	2600	3	<-->	The Good Frame Boys	905	825	802	2532	1
31-32	Team 5	932	805	973	2710	3	<-->	Team 11	826	856	934	2616	1

Lane Assignments

	15-16	17-18	19-20	21-22	23-24	25-26	27-28	29-30	31-32
Wk06 04/15	6-16	1-17	4-14	10-18	12-13	8-15	9-5	11-2	3-7
Wk07 04/22	👉 Position Round- Start Lane - 15								
Wk08 04/29	4-17	6-14	1-16	12-15	8-18	10-13	11-3	7-5	2-9

IMPORTANT DATES

Monday May 27: Memorial Day No Bowling
 Tuesday July 16: Cut off date to reserve a room at the Orleans Hotel and receive the group discount.
 Saturday August 17: Sweeper Day Orleans Bowling Center Las Vegas Noon
 Monday August 19: 2nd Chance Sweeper Winnetka Bowl 7 PM

Strike Pot 50/50

\$189.00 \$127.00

HOTEL INFORMATION

The Orleans Hotel is holding hotel rooms for our league (August 15-August 18) and is offering a group discount. Friday and Saturday \$111 per night, Thursday and Sunday \$49 per night.
 To reserve please go to: <https://book.passkey.com/e/50804022> or call 800.675.3267 and use group code RMBH24C. Last day to reserve is July 16.

Team Rosters

1 - Team 1 Lane 17 HDCP=226 Avg=667

Name	Avg HDCP		Pins Gms		High Game	High Sers	HDCP Game	HDCP Sers	-1-	-2-	-3-	Total	HDCP Total
Fred Miller	158	64	2380	15	183	499			177	176	146	499	697
Shelly Steinborn	121	98	1459	12	141	385			107	129	120	356	647
Jared Miller	174	50	2611	15	226	600			176	193	159	528	681
Jesse Chastain	214	14	3213	15	269	734			200	235	234	669	717

2 - Anchor's Away Lane 30 HDCP=201 Avg=695

Name	Avg HDCP		Pins Gms		High Game	High Sers	HDCP Game	HDCP Sers	-1-	-2-	-3-	Total	HDCP Total
Howard Bender	180	45	1624	9	208	584			208	141	177	526	691
Don Eisman	169	54	2540	15	214	557			211	172	145	528	696
Jerry Simmons	165	58	1982	12	222	558						0	0
Neal Veis	181	44	2718	15	249	604			180	175	249	604	748

3 - The Good Frame Boys! Lane 31 HDCP=141 Avg=762

Name	Avg HDCP		Pins Gms		High Game	High Sers	HDCP Game	HDCP Sers	-1-	-2-	-3-	Total	HDCP Total
Morgan Demeter	170	54	2392	14	214	564			171	126	157	454	598
Chris Mintz-Plasse	198	28	2976	15	245	633			192	211	184	587	668
Dan Musselman	193	33	2317	12	256	662			a183	a183	a183	549	648
Ray Plasse	201	26	3020	15	245	677			229	175	148	552	618

4 - Team 4 Lane 19 HDCP=46 Avg=868

Name	Avg HDCP		Pins Gms		High Game	High Sers	HDCP Game	HDCP Sers	-1-	-2-	-3-	Total	HDCP Total
Shawn Tamjidi	218	10	3065	14	265	707			148	221	i189	558	573
Ynes Zavala	189	36	2652	14	237	622			159	176	i177	512	611
Robert Pellicci	229	0	3208	14	279	730			194	154	i177	525	525
Justin Pluchino	232	0	3256	14	300	724			300	212	i217	729	732

5 - Team 5 Lane 28 HDCP=108 Avg=799

Name	Avg HDCP		Pins Gms		High Game	High Sers	HDCP Game	HDCP Sers	-1-	-2-	-3-	Total	HDCP Total
Ronnie Young Jr	200	27	3005	15	259	651			233	195	223	651	741
DeLeon Howard III	182	43	2731	15	258	643			184	140	181	505	625
Ellis Trotter	200	27	3004	15	245	659			199	172	220	591	669
Randall Williams	217	11	3261	15	266	693			210	192	243	645	675

6 - Team 6 Lane 15 HDCP=128 Avg=776

Name	Avg HDCP		Pins Gms		High Game	High Sers	HDCP Game	HDCP Sers	-1-	-2-	-3-	Total	HDCP Total
George Ritter	185	40	2223	12	245	612			211	204	166	581	710
Maile Robertson	160	63	2406	15	234	565			125	166	169	460	643
Jesse Gutierrez	213	15	3196	15	279	692			214	215	263	692	749
John Thoman	218	10	3278	15	279	753			221	237	213	671	704

7 - Pin Heads Lane 32 HDCP=467 Avg=400

Name	Avg HDCP		Pins Gms		High Game	High Sers	HDCP Game	HDCP Sers	-1-	-2-	-3-	Total	HDCP Total
Dorene Hartman	117	101	1755	15	135	376			125	120	131	376	688
Steve Soft	63	150	760	12	95	223			a53	a53	a53	159	609
Tammy Soft	90	126	1088	12	105	295			a80	a80	a80	240	618
Destry Walker	130	90	1962	15	215	504			115	132	129	376	640

8 - Beans Team Lane 25 HDCP=336 Avg=545

Name	Avg HDCP		Pins Gms		High Game	High Sers	HDCP Game	HDCP Sers	-1-	-2-	-3-	Total	HDCP Total
Betty Hogan	108	109	1620	15	138	362			124	124	114	362	701
William Bridle	143	78	2151	15	198	510			131	124	145	400	628
Shane Cornejo	134	86	2021	15	166	430			152	143	135	430	694
Mike Abbott	160	63	2405	15	207	538			139	174	166	479	668

9 - Drinking Joes Lane 27 HDCP=331 Avg=550

Name	Avg HDCP		Pins Gms		High Game	High Sers	HDCP Game	HDCP Sers	-1-	-2-	-3-	Total	HDCP Total
Nigel O'Reilly	147	74	1764	12	194	485			a137	a137	a137	411	633
Stacey Tauson	124	95	1870	15	163	391			120	119	146	385	673
Ian Clasby	139	81	2085	15	194	467			102	104	159	365	599
Taryn West	140	81	1263	9	168	452			168	140	111	419	695

10 - Team 10 Lane 21 HDCP=281 Avg=605

Name	Avg HDCP		Pins Gms		High Game	High Sers	HDCP Game	HDCP Sers	-1-	-2-	-3-	Total	HDCP Total
Sarah Macklin	115	103	1733	15	153	401			114	98	151	363	675
Rudy Villa	139	81	2089	15	166	436			135	124	127	386	626
Randy Vargas	164	59	2308	14	202	529			134	178	201	513	693
Neema Khazaie	187	38	2815	15	234	611			166	209	193	568	682

11 - Team 11 Lane 29 HDCP=159 Avg=741

Name	Avg HDCP		Pins Gms		High Game	High Sers	HDCP Game	HDCP Sers	-1-	-2-	-3-	Total	HDCP Total
Matt Mintz-Plasse	169	54	2544	15	207	566			147	149	172	468	621
Brittney Gonzalez	168	55	2529	15	214	546			181	181	184	546	720
Paul Martin	191	35	2865	15	235	682			150	158	190	498	585
Alex Schwartz	213	15	3197	15	279	719			194	214	234	642	690

12 - WTF Lane 23 HDCP=219 Avg=675

Name	Avg HDCP		Pins Gms		High Game	High Sers	HDCP Game	HDCP Sers	-1-	-2-	-3-	Total	HDCP Total
Matt Stevens	153	69	1840	12	188	506			133	153	144	430	628
Ben Vered	162	61	2433	15	213	529			208	190	131	529	721
Tal Nelkin	179	45	2685	15	218	576			165	218	170	553	694
Owen Kato	181	44	2715	15	231	615			149	151	189	489	609

13 - Purple Haze Lane 24 HDCP=207 Avg=687

Name	Avg HDCP		Pins Gms		High Game	High Sers	HDCP Game	HDCP Sers	-1-	-2-	-3-	Total	HDCP Total
P-Dog Manansala	167	56	2176	13	201	526			148	165	169	482	644
Colleen Van Zandt	164	59	1974	12	208	549			142	208	199	549	741
Hank Patten	169	54	2033	12	201	530			172	170	188	530	698
Myron Stevens	187	38	2249	12	244	675			a177	a177	a177	531	645

14 - Team Shake & Bake Lane 20 HDCP=244 Avg=647

Name	Avg HDCP		Pins Gms		High Game	High Sers	HDCP Game	HDCP Sers	-1-	-2-	-3-	Total	HDCP Total
Luke Surmeian	133	87	1998	15	160	433			137	129	120	386	644
Alex Monteagudo	155	67	2333	15	215	527			141	152	174	467	668
Kim Alanya	173	51	2087	12	203	571			203	169	151	523	676
Sebastian Morales	186	39	2243	12	236	598			193	212	193	598	727

15 - Cookies n Cream Lane 26 HDCP=228 Avg=665

Name	Avg HDCP		Pins Gms		High Game	High Sers	HDCP Game	HDCP Sers	-1-	-2-	-3-	Total	HDCP Total
Dina Duke	143	78	1726	12	173	459			159	124	173	456	696
Brett Martin	166	57	1498	9	213	514			a156			156	213
Veronica Patton	184	41	2767	15	238	615			213	238	164	615	750
Mathew Roy	172	52	2594	15	225	571			173	187	211	571	736

16 - Sheila's Angels Lane 16 HDCP=251 Avg=638

Name	Avg HDCP		Pins Gms		High Game	High Sers	HDCP Game	HDCP Sers	-1-	-2-	-3-	Total	HDCP Total
Shelley Thoman	158	64	2383	15	204	512			175	146	147	468	657
Vincent Alcalá	135	85	2025	15	178	461			137	172	110	419	680
Breeanne Esterson	bk148	73	592	6	113	315						0	0
Jaelyn Thoman	197	29	1779	9	245	627			199	164	199	562	637
Bobby Ballard	195	31	1762	9	235	682			213	235	234	682	748

17 - Nacho Average Bowler Lane 18 HDCP=207 Avg=688

Name	Avg HDCP		Pins Gms		High Game	High Sers	HDCP Game	HDCP Sers	-1-	-2-	-3-	Total	HDCP Total
David Molina	218	10	3281	15	266	751			217	257	219	693	732
Eleonora Handal Molina	90	126	1359	15	123	298			71	98	63	232	601
Mike Molina	168	55	2521	15	225	575			167	225	181	573	756
Ryan Lunsford	212	16	3192	15	258	680			258	201	221	680	734

18 - Git UR Wood!! Lane 22 HDCP=165 Avg=734

Name	Avg HDCP		Pins Gms		High Game	High Sers	HDCP Game	HDCP Sers	-1-	-2-	-3-	Total	HDCP Total
Sean Drury	178	46	2670	15	232	586			154	181	156	491	623
Pat Cornish	174	50	2611	15	231	563			171	155	185	511	658
Joe Vallance	188	37	2825	15	235	640			223	182	235	640	769
Samuel Rodriguez	194	32	2914	15	235	615			175	179	202	556	646

Temporary Substitutes

<u>Name</u>	<u>Avg HDCP</u>		<u>Pins</u>	<u>Gms</u>	<u>High</u>	<u>High</u>	<u>HDCP</u>	<u>HDCP</u>	<u>-1-</u>	<u>-2-</u>	<u>-3-</u>	<u>Total</u>	<u>HDCP</u>
					<u>Game</u>	<u>Sers</u>	<u>Game</u>	<u>Sers</u>					<u>Total</u>
Joel Andrade	bk205	22	635	3	222	635						0	0
Richard Deem	bk175	49	1011	6	183	543			179	181	183	543	690
Emmanuel Dizon	bk217	11	689	3	259	689						0	0
Karl Kurtz	bk226	3	619	3	246	619						0	0
Joe Macklin	bk199	27	215	1	215	215						0	0
Jerome Pereyra	189	36	1704	9	246	583						0	0
Taylor Tattersall	149	72	299	2	153	299				146	153	299	443

Last Week's Top Scores

Team Scratch Game		Team Scratch Series		Team Handicap Game		Team Handicap Series	
867 Team 5		2404 Team 6		996 Nacho Average Bowler		2838 Cookies n Cream	
Scratch Game		Scratch Series		Handicap Game		Handicap Series	
Men	300 Justin Pluchino	693 David Molina	692 Jesse Gutierrez				
	263 Jesse Gutierrez	682 Bobby Ballard	680 Ryan Lunsford				
	258 Ryan Lunsford	671 John Thoman					
	257 David Molina						
	249 Neal Veis						
Women	238 Veronica Patton	615 Veronica Patton	562 Jaelyn Thoman				
	208 Colleen Van Zandt	549 Colleen Van Zandt	546 Brittney Gonzalez				
	203 Kim Alanya	523 Kim Alanya					
	199 Jaelyn Thoman						
	185 Pat Cornish						

Season High Scores

Team Scratch Series		Team Scratch Game		Team Handicap Series		Team Handicap Game	
2683 Team 4		930 Team 6		2981 Nacho Average Bowler		1071 Team 6	
<i>Bowlers must have a minimum of 21 games (after bowling) to be listed for high handicap game and series.</i>							
Scratch Series		Scratch Game		Handicap Series		Handicap Game	
Men	753 John Thoman	300 Justin Pluchino					
Women	627 Jaelyn Thoman	238 Veronica Patton					

Individual High Averages

Bowlers must have a minimum of 21 games before they will be listed for high average recognition.

Most Improved Average

Men	139 to 168.07 = +29.07	Mike Molina	Women	144 to 160.40 = +16.40	Maile Robertson
------------	------------------------	-------------	--------------	------------------------	-----------------

National Association Awards Earned Last Week

Name	Award Score	Award Received	Name	Award Score	Award Received
Justin Pluchino	300	300 Game (USBC Awards)			

Local and Bowling Center Awards

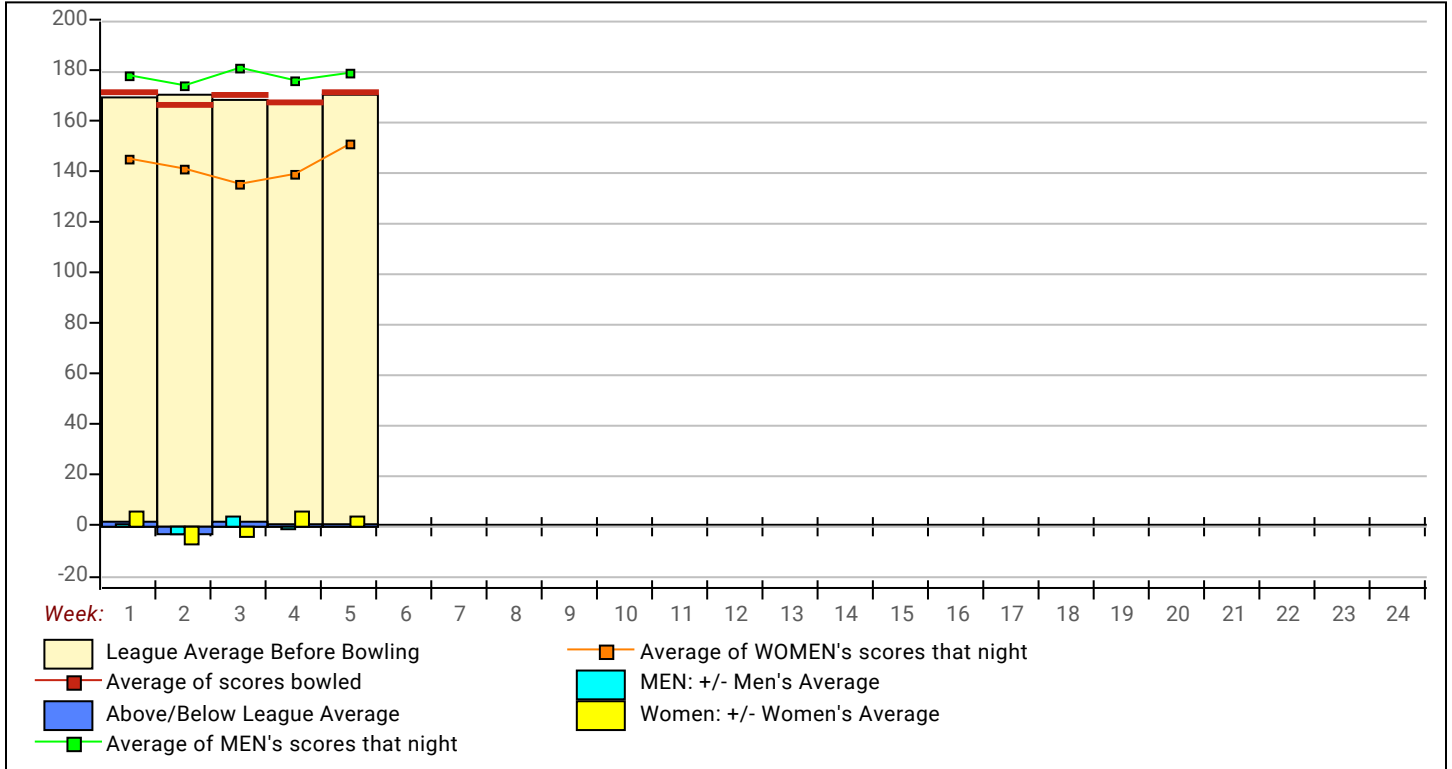
Name	Award Score	Award Received	Name	Award Score	Award Received
Veronica Patton	238	50 Pins Over Average - Game (GLAC USBC)	Joe Vallance	235	50 Pins Over Average - Game (GLAC U
Justin Pluchino	300	300 Game (GLAC USBC)	Neal Veis	249	50 Pins Over Average - Game (GLAC U
	300	50 Pins Over Average - Game (GLAC USBC)			

View Standings on the Web

Visit LeagueSecretary.com - This league's ID number is 123108
 View standings, bowler history, statistics and more. Also check out the Mobile App.
 Visit bowl.com - This league's ID number is 43



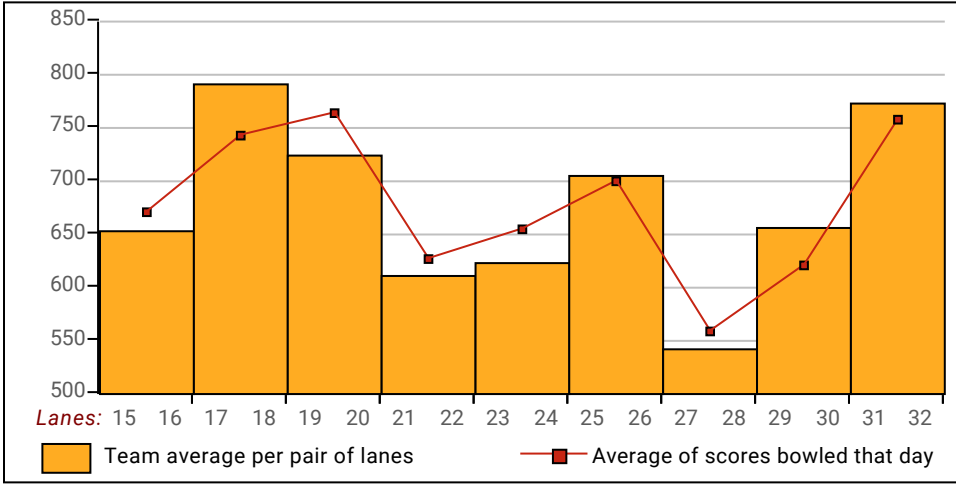
League Average Week-by-Week



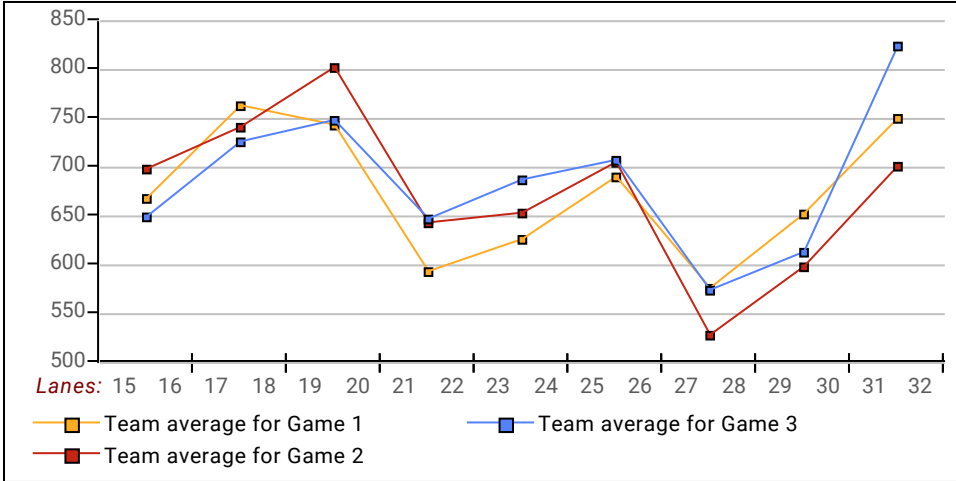
This Week's Statistics

	<u>Over All</u>	<u>Men</u>	<u>Women</u>
How many people bowled	67	52	15
Number of games bowled	196	151	45
Actual average of week's scores	172.28	178.60	151.07
How many games above average	97	73	24
How many games below average	92	73	19
Pins above/below average per game	2.13	1.48	4.33
How many people raised average	36	28	8
by this amount	3.36	3.46	3.02
How many people went down	30	23	7
by this amount	-2.90	-3.21	-1.89
League average before bowling	171.48	178.47	147.23
League average after bowling	171.99	178.92	147.96
Change in league average	0.51	0.45	0.73
800s	--	--	--
775s	--	--	--
750s	--	--	--
725s	1	1	--
700s	--	--	--
675s	4	4	--
650s	3	3	--
625s	3	3	--
600s	2	1	1
575s	4	4	--
550s	8	7	1
525s	9	7	2
500s	5	3	2
475s	6	6	--
450s	6	3	3
425s	2	2	--
400s	3	2	1
below 400	11	6	5
300s	1	1	--
275s	--	--	--
250s	3	3	--
225s	13	12	1
200s	32	29	3
175s	43	35	8
150s	44	32	12
125s	38	30	8
100s	18	9	9
below 100	4	--	4

Team Average vs Avg of Scores



Average of Scores for Each Game



Amount Over/Under Team Average

