

Monday 7:00 pm

Winnetka Bowl

Lanes 15 - 32

USBC Certification: Lane Certification: 8846
 President: Jesse Gutierrez is on Lane 32 jessegutierrez@gmail.com
 Vice President: Ray Plasse is on Lane 23 raymattecc@yahoo.com
 Secretary/Treasurer: John Thoman is on Lane 32
 Sergeant at Arms: Alex Schwartz is on Lane 20 ASchwartz9522@gmail.com

Team Standings

Place	#	Team Name	Points Won	Points Lost	Year-To-Date WON	Pins + HDCP	HDCP Game	HDCP Sers	Team Avg
1	9	Drinking Joes	11	1	11	8225	988	2784	539
2	4	Team 4	10	2	10	8396	991	2821	886
3	17	Nacho Ave Bowler	9	3	9	8435	1029	2981	693
4	18	Git UR Wood!!	9	3	9	8359	1033	2847	732
5	6	Team 6	8	4	8	8285	1071	2899	778
6	14	Team Shake & Bake	8	4	8	8170	1021	2882	649
7	1	Team 1	8	4	8	7985	1001	2806	656
8	11	Team 11	8	4	8	7949	982	2711	741
9	12	WTF	6	6	6	8057	980	2737	677
10	7	Pin Heads	6	6	6	7942	962	2758	404
11	16	Sheila's Angels	5	7	5	7812	969	2691	632
12	2	Anchor's Away	5	7	5	7791	930	2672	678
13	3	The Good Frame Boys!	4	8	4	8329	1027	2847	772
14	8	Beans Team	4	8	4	7949	928	2722	552
15	13	Purple Haze	3	9	3	7879	932	2698	678
16	15	Cookies n Cream	2	10	2	7985	951	2703	645
17	5	Team 5	1	11	1	7903	1012	2747	784
18	10	Team 10	1	11	1	7791	927	2638	599

Review of Last Week's Bowling.....

Lanes	Team Name	HDCP -1-	HDCP -2-	HDCP -3-	HDCP Total	Last Wk WON		Team Name	HDCP -1-	HDCP -2-	HDCP -3-	HDCP Total	Last Wk WON
15-16	Team 5	941	885	921	2747	1	<-->	Team 4	963	991	867	2821	3
17-18	Anchor's Away	809	832	916	2557	1	<-->	Team 6	1071	930	826	2827	3
19-20	The Good Frame Boys	943	921	890	2754	1	<-->	Team 1	872	1001	933	2806	3
21-22	Drinking Joes	910	902	934	2746	4	<-->	WTF	858	893	920	2671	0
23-24	Team 11	884	845	982	2711	3	<-->	Beans Team	810	907	928	2645	1
25-26	Pin Heads	883	835	913	2631	3	<-->	Team 10	871	797	927	2595	1
27-28	Cookies n Cream	951	833	919	2703	0	<-->	Nacho Ave Bowler	1007	1029	945	2981	4
29-30	Git UR Wood!!	1033	891	845	2769	3	<-->	Team Shake & Bake	895	860	863	2618	1
31-32	Sheila's Angels	869	816	811	2496	1	<-->	Purple Haze	868	840	875	2583	3

Lane Assignments

	<u>15-16</u>	<u>17-18</u>	<u>19-20</u>	<u>21-22</u>	<u>23-24</u>	<u>25-26</u>	<u>27-28</u>	<u>29-30</u>	<u>31-32</u>
Wk04 04/01	7- 9	13- 15	18- 11	16- 14	3- 2	17- 5	1- 4	8- 10	12- 6
Wk05 04/08	14- 1	4- 16	6- 17	8- 13	10- 15	12- 18	7- 2	9- 3	5- 11
Wk06 04/15	6- 16	1- 17	4- 14	10- 18	12- 13	8- 15	9- 5	11- 2	3- 7

IMPORTANT DATES

Monday May 27: Memorial Day No Bowling
 Tuesday July 16: Cut off date to reserve a room at the Orleans Hotel and receive the group discount.
 Saturday August 17: Sweeper Day Orleans Bowling Center Las Vegas Noon
 Monday August 19: 2nd Chance Sweeper Winnetka Bowl 7 PM

Strike Pot 50/50

\$112.00 \$60.00

HOTEL INFORMATION

The Orleans Hotel is holding hotel rooms for our league (August 15-August 18) and is offering a group discount. Friday and Saturday \$111 per night, Thursday and Sunday \$49 per night.
 To reserve please go to: <https://book.passkey.com/e/50804022> or call 800.675.3267 and use group code RMBH24C. Last day to reserve is July 16.

Team Rosters

1 - Team 1 Lane 27 HDCP=236 Avg=656

Name	Avg	HDCP	Pins	Gms	High Game	High Sers	HDCP Game	HDCP Sers	-1-	-2-	-3-	Total	HDCP Total
Fred Miller	154	68	1392	9	183	494			149	183	162	494	695
Shelly Steinborn	bk123	96	732	6	140	385			137	140	108	385	673
Jared Miller	176	48	1592	9	226	600			170	226	204	600	777
Jesse Chastain	203	24	1833	9	269	734			183	219	226	628	661

2 - Anchor's Away Lane 24 HDCP=216 Avg=678

Name	Avg	HDCP	Pins	Gms	High Game	High Sers	HDCP Game	HDCP Sers	-1-	-2-	-3-	Total	HDCP Total
Howard Bender	bk168	55	1098	6	196	584						0	0
Don Eisman	170	54	1533	9	214	557			157	120	190	467	611
Jerry Simmons	167	56	1504	9	222	558			155	181	222	558	687
Neal Veis	173	51	1558	9	198	532			191	191	150	532	643

3 - The Good Frame Boys! Lane 23 HDCP=131 Avg=772

Name	Avg	HDCP	Pins	Gms	High Game	High Sers	HDCP Game	HDCP Sers	-1-	-2-	-3-	Total	HDCP Total
Morgan Demeter	171	53	1374	8	207	564			200	207	157	564	747
Chris Mintz-Plasse	199	27	1797	9	245	633			199	187	160	546	663
Dan Musselman	189	36	1707	9	256	662			169	183	195	547	631
Ray Plasse	213	15	1917	9	245	677			224	193	227	644	713

4 - Team 4 Lane 28 HDCP=40 Avg=886

Name	Avg	HDCP	Pins	Gms	High Game	High Sers	HDCP Game	HDCP Sers	-1-	-2-	-3-	Total	HDCP Total
Shawn Tamjidi	223	6	2009	9	254	707			195	237	224	656	695
Ynes Zavala	192	34	1730	9	237	622			224	188	210	622	709
Robert Pellicci	239	0	2153	9	279	730			222	279	214	715	727
Justin Pluchino	232	0	2090	9	276	724			276	241	173	690	690

5 - Team 5 Lane 26 HDCP=120 Avg=784

Name	Avg	HDCP	Pins	Gms	High Game	High Sers	HDCP Game	HDCP Sers	-1-	-2-	-3-	Total	HDCP Total
Ronnie Young Jr	197	29	1780	9	259	620			203	188	158	549	630
DeLeon Howard III	175	49	1583	9	217	573			164	192	217	573	684
Ellis Trotter	195	31	1763	9	243	659			236	180	243	659	713
Randall Williams	217	11	1958	9	250	693			247	234	212	693	720

6 - Team 6 Lane 32 HDCP=127 Avg=778

Name	Avg	HDCP	Pins	Gms	High Game	High Sers	HDCP Game	HDCP Sers	-1-	-2-	-3-	Total	HDCP Total
George Ritter	182	43	1642	9	245	612			245	191	176	612	717
Maile Robertson	164	59	1476	9	234	565			160	182	116	458	689
Jesse Gutierrez	211	17	1906	9	279	658			279	202	177	658	715
John Thoman	221	8	1992	9	279	753			246	214	216	676	706

7 - Pin Heads Lane 15 HDCP=463 Avg=404

Name	Avg	HDCP	Pins	Gms	High Game	High Sers	HDCP Game	HDCP Sers	-1-	-2-	-3-	Total	HDCP Total
Dorene Hartman	113	105	1022	9	135	356			121	104	107	332	662
Steve Soft	66	147	600	9	95	223			70	52	90	212	632
Tammy Soft	90	126	817	9	105	295			82	91	102	275	650
Destry Walker	135	85	1219	9	215	504			134	112	138	384	687

8 - Beans Team Lane 29 HDCP=330 Avg=552

Name	Avg	HDCP	Pins	Gms	High Game	High Sers	HDCP Game	HDCP Sers	-1-	-2-	-3-	Total	HDCP Total
Betty Hogan	101	116	912	9	138	349			83	80	120	283	595
William Bridle	154	68	1386	9	198	510			141	149	127	417	639
Shane Cornejo	133	87	1203	9	166	417			115	158	144	417	663
Mike Abbott	164	59	1478	9	207	538			141	190	207	538	748

9 - Drinking Joes Lane 16 HDCP=341 Avg=539

Name	Avg	HDCP	Pins	Gms	High Game	High Sers	HDCP Game	HDCP Sers	-1-	-2-	-3-	Total	HDCP Total
Nigel O'Reilly	150	72	1350	9	194	485			147	157	143	447	687
Stacey Tauson	123	96	1115	9	163	391			146	133	112	391	685
Ian Clasby	139	81	1253	9	194	453			132	127	194	453	747
Taryn West	bk127	92	844	6	156	452			a117	a117	a117	351	627

10 - Team 10 Lane 30 HDCP=287 Avg=599

Name	Avg HDCP		Pins	Gms	High Game	High Sers	HDCP Game	HDCP Sers	-1-	-2-	-3-	Total	HDCP Total
Sarah Macklin	107	110	969	9	140	348			105	93	101	299	632
Rudy Villa	142	79	1278	9	166	436			160	105	143	408	651
Randy Vargas	bk164	59	1291	8	193	529			157	139		296	414
Neema Khazaie	186	39	1676	9	234	611			183	194	234	611	656

11 - Team 11 Lane 20 HDCP=159 Avg=741

Name	Avg HDCP		Pins	Gms	High Game	High Sers	HDCP Game	HDCP Sers	-1-	-2-	-3-	Total	HDCP Total
Matt Mintz-Plasse	173	51	1564	9	207	566			166	170	186	522	648
Brittney Gonzalez	165	58	1486	9	214	528			170	174	184	528	678
Paul Martin	187	38	1685	9	216	585			192	171	212	575	650
Alex Schwartz	216	12	1945	9	279	719			215	189	259	663	735

12 - WTF Lane 31 HDCP=217 Avg=677

Name	Avg HDCP		Pins	Gms	High Game	High Sers	HDCP Game	HDCP Sers	-1-	-2-	-3-	Total	HDCP Total
Matt Stevens	bk153	69	904	6	164	478			a143	a143	a143	429	636
Ben Vered	156	66	1404	9	213	502			138	138	168	444	630
Tal Nelkin	175	49	1583	9	211	576			155	180	182	517	670
Owen Kato	193	33	1739	9	231	615			200	210	205	615	735

13 - Purple Haze Lane 17 HDCP=216 Avg=678

Name	Avg HDCP		Pins	Gms	High Game	High Sers	HDCP Game	HDCP Sers	-1-	-2-	-3-	Total	HDCP Total
P-Dog Manansala	174	50	1571	9	201	526			137	199	184	520	694
Colleen Van Zandt	bk164	59	944	6	178	475			178	155	136	469	646
Hank Patten	bk166	57	1006	6	195	506			a156	a156	a156	468	639
Myron Stevens	174	50	1574	9	203	574			191	124	193	508	604

14 - Team Shake & Bake Lane 22 HDCP=242 Avg=649

Name	Avg HDCP		Pins	Gms	High Game	High Sers	HDCP Game	HDCP Sers	-1-	-2-	-3-	Total	HDCP Total
Luke Surmeian	135	85	1223	9	160	433			140	143	120	403	670
Alex Monteagudo	159	63	1434	9	215	527			170	135	161	466	709
Kim Alanya	173	51	1564	9	203	571			140	164	159	463	613
Sebastian Morales	182	43	1645	9	236	583			189	162	167	518	626

15 - Cookies n Cream Lane 18 HDCP=246 Avg=645

Name	Avg HDCP		Pins	Gms	High Game	High Sers	HDCP Game	HDCP Sers	-1-	-2-	-3-	Total	HDCP Total
Dina Duke	135	85	811	6	147	429			141	141	147	429	705
Brett Martin	bk161	62	984	6	185	508			185	142	181	508	694
Veronica Patton	178	46	1606	9	224	583			190	181	164	535	661
Mathew Roy	171	53	1539	9	225	553			189	123	181	493	643

16 - Sheila's Angels Lane 21 HDCP=257 Avg=632

Name	Avg HDCP		Pins	Gms	High Game	High Sers	HDCP Game	HDCP Sers	-1-	-2-	-3-	Total	HDCP Total
Shelley Thoman	155	67	1403	9	192	485			192	155	138	485	686
Vincent Alcalá	127	92	1145	9	156	398			136	148	110	394	676
Breeanne Esterson	bk148	73	277	3	103	277			103	79	95	277	496
Jaelyn Thoman	bk202	25	1217	6	245	627						0	0
Bobby Ballard	bk205	22	572	3	212	572			182	178	212	572	638

17 - Nacho Ave Bowler Lane 25 HDCP=203 Avg=693

Name	Avg HDCP		Pins	Gms	High Game	High Sers	HDCP Game	HDCP Sers	-1-	-2-	-3-	Total	HDCP Total
David Molina	217	11	1953	9	266	751			266	258	227	751	805
Eleonora Handal Molina	93	123	838	9	107	298			106	107	85	298	703
Mike Molina	173	51	1557	9	225	575			201	173	180	554	797
Ryan Lunsford	210	18	1891	9	247	646			190	247	209	646	676

18 - Git UR Wood!! Lane 19 HDCP=167 Avg=732

Name	Avg HDCP		Pins	Gms	High Game	High Sers	HDCP Game	HDCP Sers	-1-	-2-	-3-	Total	HDCP Total
Sean Drury	177	47	1593	9	232	569			183	176	156	515	704
Pat Cornish	176	48	1584	9	231	563			231	159	159	549	705
Joe Vallance	180	45	1620	9	226	572			226	166	145	537	672
Samuel Rodriguez	199	27	1798	9	235	615			197	194	189	580	688

Temporary Substitutes

<u>Name</u>	<u>Avg HDCP</u>		<u>Pins</u>	<u>Gms</u>	<u>High</u>	<u>High</u>	<u>HDCP</u>	<u>HDCP</u>	<u>-1-</u>	<u>-2-</u>	<u>-3-</u>	<u>Total</u>	<u>HDCP</u>
					<u>Game</u>	<u>Sers</u>	<u>Game</u>	<u>Sers</u>					<u>Total</u>
Joel Andrade	bk205	22	635	3	222	635						0	0
Emmanuel Dizon	bk217	11	689	3	259	689						0	0
Karl Kurtz	bk226	3	619	3	246	619						0	0
Joe Macklin	bk199	27	215	1	215	215					215	215	242
Jerome Pereyra	bk206	21	1136	6	246	583			157	191	205	553	616

Last Week's Top Scores

<u>Team Scratch Game</u>		<u>Team Scratch Series</u>		<u>Team Handicap Game</u>		<u>Team Handicap Series</u>	
945 Team 4		2683 Team 4		1071 Team 6		2981 Nacho Ave Bowler	
<u>Scratch Game</u>		<u>Scratch Series</u>		<u>Handicap Game</u>		<u>Handicap Series</u>	
Men	279 Jesse Gutierrez	751 David Molina	715 Robert Pellicci	693 Randall Williams	690 Justin Pluchino	676 John Thoman	
	279 Robert Pellicci						
	276 Justin Pluchino						
	266 David Molina						
	259 Alex Schwartz						
Women	231 Pat Cornish	549 Pat Cornish	535 Veronica Patton	528 Brittney Gonzalez	485 Shelley Thoman	469 Colleen Van Zandt	
	192 Shelley Thoman						
	190 Veronica Patton						
	184 Brittney Gonzalez						
	182 Maile Robertson						

Season High Scores

<u>Team Scratch Series</u>		<u>Team Scratch Game</u>		<u>Team Handicap Series</u>		<u>Team Handicap Game</u>	
2683 Team 4		930 Team 6		2981 Nacho Ave Bowler		1071 Team 6	
<i>Bowlers must have a minimum of 21 games (after bowling) to be listed for high handicap game and series.</i>							
<u>Scratch Series</u>		<u>Scratch Game</u>		<u>Handicap Series</u>		<u>Handicap Game</u>	
Men	753 John Thoman	279 Jesse Gutierrez	279 Robert Pellicci	279 Alex Schwartz			
Women	627 Jaelyn Thoman	234 Maile Robertson					

Individual High Averages

Bowlers must have a minimum of 21 games before they will be listed for high average recognition.

Most Improved Average

Bowlers must have a minimum of 12 games to be listed for most improved average recognition unless they have a book average.

Men 139 to 173.00 = +34.00 Mike Molina **Women** 144 to 164.00 = +20.00 Maile Robertson

Local and Bowling Center Awards

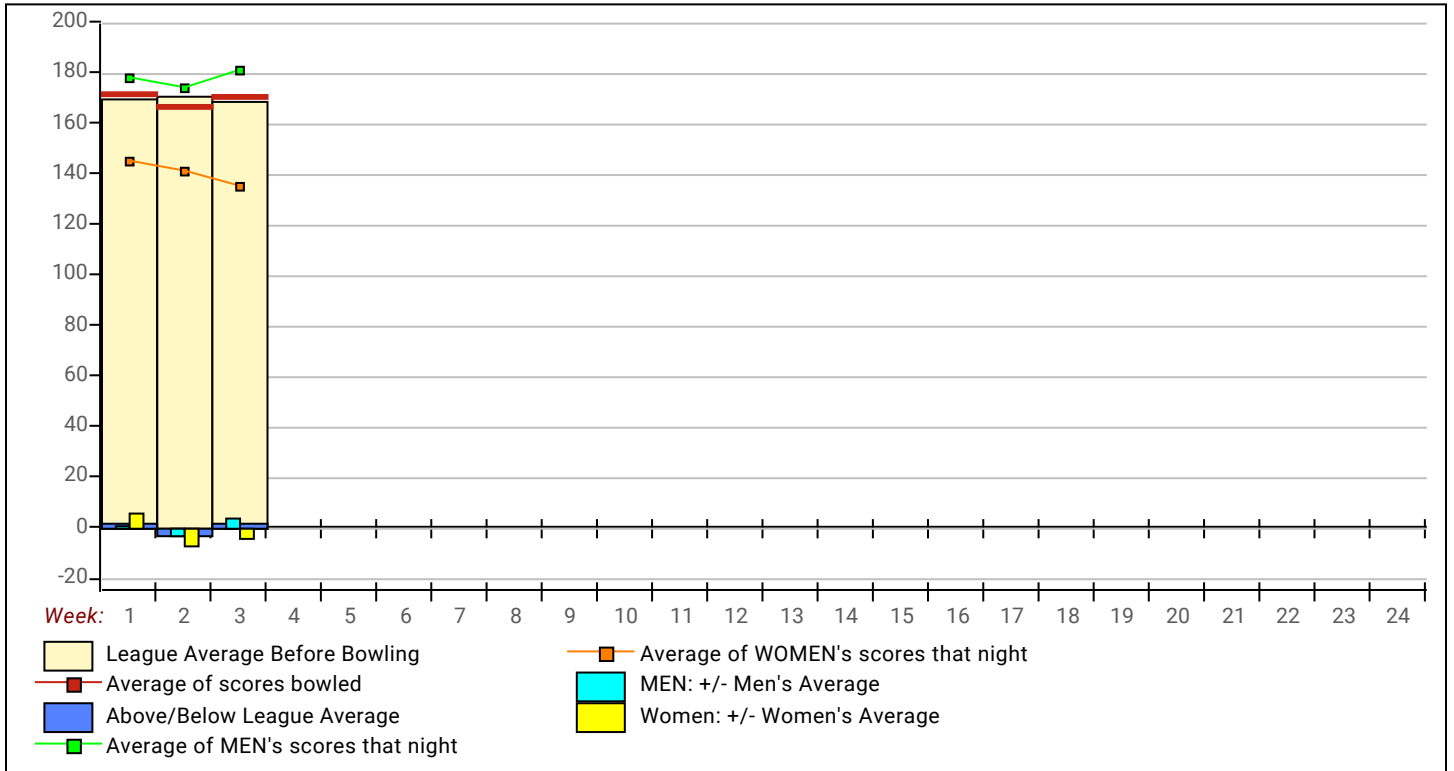
<u>Name</u>	<u>Award Score</u>	<u>Award Received</u>	<u>Name</u>	<u>Award Score</u>	<u>Award Received</u>
Mike Abbott	207	50 Pins Over Average - Game (GLAC USBC)	David Molina	751	100 Pins Over Average - Series (GLAC USBC)
Ian Clasby	194	50 Pins Over Average - Game (GLAC USBC)	266	50 Pins Over Average - Game (GLAC USBC)	
	194	175 Game (GLAC USBC)	Mike Molina	554	100 Pins Over Average - Series (GLAC USBC)
Pat Cornish	231	50 Pins Over Average - Game (GLAC USBC)	Robert Pellicci	279	275-289 Game (GLAC USBC)
Jesse Gutierrez	279	50 Pins Over Average - Game (GLAC USBC)	279	50 Pins Over Average - Game (GLAC USBC)	
	279	275-289 Game (GLAC USBC)	Justin Pluchino	276	275-289 Game (GLAC USBC)
Jared Miller	600	100 Pins Over Average - Series (GLAC USBC)	George Ritter	245	50 Pins Over Average - Game (GLAC USBC)
	226	225 Game (GLAC USBC)	Alex Schwartz	259	50 Pins Over Average - Game (GLAC USBC)
	226	50 Pins Over Average - Game (GLAC USBC)			

View Standings on the Web

Visit LeagueSecretary.com - This league's ID number is 123108
 View standings, bowler history, statistics and more. Also check out the Mobile App.
 Visit bowl.com - This league's ID number is 43



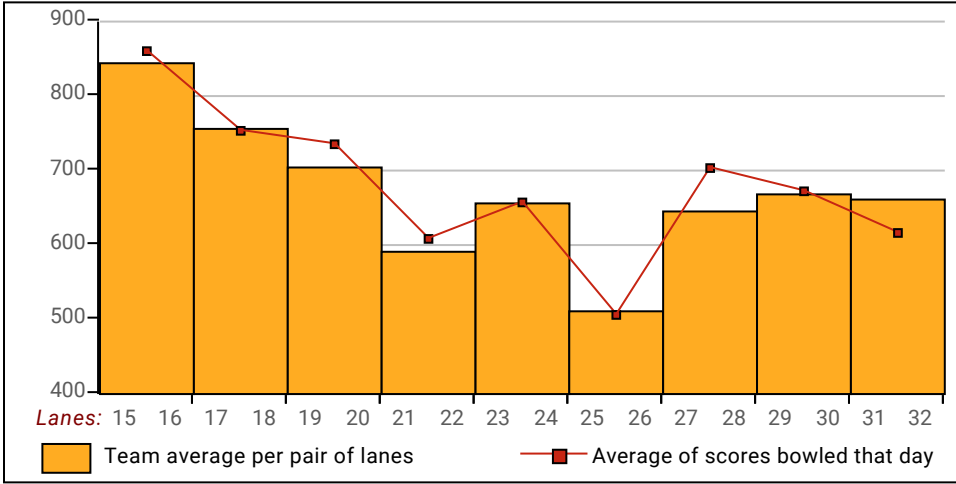
League Average Week-by-Week



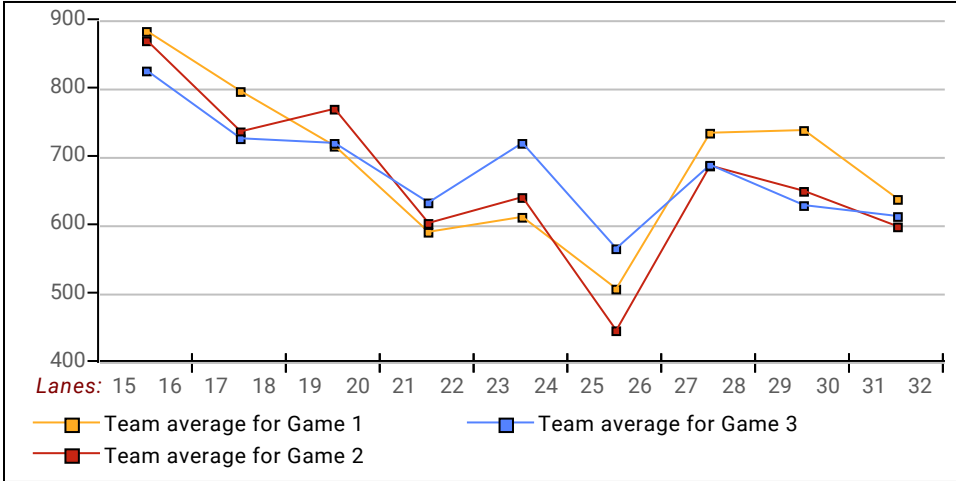
This Week's Statistics

	<u>Over All</u>	<u>Men</u>	<u>Women</u>
How many people bowled	70	55	15
Number of games bowled	207	162	45
Actual average of week's scores	170.97	181.02	134.78
How many games above average	109	88	21
How many games below average	96	72	24
Pins above/below average per game	3.04	4.81	-3.36
How many people raised average by this amount	37	30	7
	5.69	6.03	4.22
How many people went down by this amount	33	25	8
	-5.37	-3.85	-10.13
League average before bowling	168.62	176.82	138.53
League average after bowling	169.09	178.36	135.10
Change in league average	0.47	1.54	-3.43
800s	--	--	--
775s	--	--	--
750s	1	1	--
725s	--	--	--
700s	1	1	--
675s	3	3	--
650s	4	4	--
625s	3	3	--
600s	5	5	--
575s	2	2	--
550s	6	6	--
525s	9	6	3
500s	7	7	--
475s	3	2	1
450s	6	3	3
425s	3	2	1
400s	4	4	--
below 400	13	6	7
300s	--	--	--
275s	3	3	--
250s	3	3	--
225s	16	15	1
200s	28	28	--
175s	53	47	6
150s	38	28	10
125s	34	26	8
100s	21	9	12
below 100	11	3	8

Team Average vs Avg of Scores



Average of Scores for Each Game



Amount Over/Under Team Average

