

Junior Royals

Saturday 10:00 am

Winnetka Bowl

Lanes 5 - 12

USBC Certification:

Team Standings

Place	#	Team Name	%Won	Points Won	Points Lost	UnEarned Points	Y-T-D % WON	Year-To-Date WON	Y-T-D LOST	Games Won	Scratch Pins	Pins + HDCP
1	2	Team 2		0	0			0	0	2	1670	1949
2	6	Team 6		0	0			0	0	2	1586	1913
3	4	Team 4		0	0			0	0	3	1510	1933
4	1	Team 1		0	0			0	0	1	1390	1918
5	5	Team 5		0	0			0	0	1	1164	1872
6	3	Team 3		0	0			0	0		1142	1895
7	8	Team 8		0	0			0	0	2	1071	1833
8	7	Team 7		0	0			0	0	1	1015	1855

Review of Last Week's Bowling.....

Lanes	Team Name	HDCP -1-	HDCP -2-	HDCP -3-	HDCP Total	Last Wk WON	Team Name	HDCP -1-	HDCP -2-	HDCP -3-	HDCP Total	Last Wk WON
5-6	Team 1	636	625	657	1918	0	<---> Team 2	708	578	663	1949	0
7-8	Team 3	630	599	666	1895	0	<---> Team 4	643	602	688	1933	0
9-10	Team 5	644	602	626	1872	0	<---> Team 6	626	651	636	1913	0
11-12	Team 7	616	620	619	1855	0	<---> Team 8	619	591	623	1833	0

Lane Assignments

	<u>5-6</u>	<u>7-8</u>	<u>9-10</u>	<u>11-12</u>
Wk02 05/11	6- 8	5- 7	2- 4	1- 3
Wk03 05/18	5- 4	1- 8	7- 3	2- 6
Wk04 05/25	3- 6	7- 2	1- 5	8- 4

Team Rosters

1 - Team 1 Lane 11 HDCP=176 Avg=463

ID #	Bowling		Avg HDCP	Pins	Gms	To Raise Avg +1	To Drop Avg -1	-1-	-2-	-3-	Total	HDCP Total	
	Hand	Name											
1	R	Ryan Dornfeld	168	46	505	3	509	502	153	176	176	505	643
2		Carter Phillips	110	99	330	3	336	329	104	114	112	330	627
3	R	Joshua Novoa	185	31	555	3	561	554	203	159	193	555	648

2 - Team 2 Lane 9 HDCP=93 Avg=555

ID #	Bowling		Avg HDCP	Pins	Gms	To Raise Avg +1	To Drop Avg -1	-1-	-2-	-3-	Total	HDCP Total	
	Hand	Name											
4	R	Serenity Inthavong	168	46	505	3	509	502	203	153	149	505	643
5	R	Mason Kollstedt	195	22	587	3	589	582	203	165	219	587	653
6	R	Tiana Thoman-Smith	192	25	578	3	580	573	209	167	202	578	653

3 - Team 3 Lane 12 HDCP=251 Avg=380

ID #	Bowling		Avg HDCP	Pins	Gms	To Raise Avg +1	To Drop Avg -1	-1-	-2-	-3-	Total	HDCP Total	
	Hand	Name											
7	R	John Ostrow	98	109	294	3	300	293	98	78	118	294	621
8	R	Nicholas Ananyan	162	52	488	3	490	483	161	150	177	488	644
24		VACANT	120	90	0	0			v120	v120	v120	360	630

4 - Team 4 Lane 10 HDCP=141 Avg=502

ID #	Bowling		Avg HDCP	Pins	Gms	To Raise Avg +1	To Drop Avg -1	-1-	-2-	-3-	Total	HDCP Total	
	Hand	Name											
9	R	Yaniv Kopel	120	90	362	3	364	357	126	108	128	362	632
10	R	Nathaniel Henerson	183	33	550	3	554	547	159	169	222	550	649
11	R	Ezekiel De Guzman	199	18	598	3	602	595	217	184	197	598	652

5 - Team 5 Lane 7 HDCP=236 Avg=397

ID #	Bowling		Avg HDCP	Pins	Gms	To Raise Avg +1	To Drop Avg -1	-1-	-2-	-3-	Total	HDCP Total	
	Hand	Name											
12	R	Jaecob Branom	152	61	458	3	460	453	161	149	148	458	641
13	R	Shannon Sirody	125	85	376	3	380	373	137	107	132	376	631
14	R	Vince Ghzanian	120	90	0	0			a110	a110	a110	330	600

6 - Team 6 Lane 5 HDCP=109 Avg=538

ID #	Bowling		Avg HDCP	Pins	Gms	To Raise Avg +1	To Drop Avg -1	-1-	-2-	-3-	Total	HDCP Total	
	Hand	Name											
15	R	Jesus Gutierrez Jr	212	7	636	3	642	635	235	208	193	636	657
16	R	Benaiah McElroy	120	90	0	0			a110	a110	a110	330	600
17	R	Justin Erickson	206	12	620	3	622	615	172	224	224	620	656

7 - Team 7 Lane 8 HDCP=280 Avg=348

ID #	Bowling		Avg HDCP	Pins	Gms	To Raise Avg +1	To Drop Avg -1	-1-	-2-	-3-	Total	HDCP Total	
	Hand	Name											
18	R	Jaden Mendoza	108	100	325	3	329	322	106	110	109	325	625
19		VACANT	120	90	0	0			v120	v120	v120	360	630
20	R	Kylar Niitsuma	120	90	0	0			a110	a110	a110	330	600

8 - Team 8 Lane 6 HDCP=254 Avg=377

ID #	Bowling		Avg HDCP	Pins	Gms	To Raise Avg +1	To Drop Avg -1	-1-	-2-	-3-	Total	HDCP Total	
	Hand	Name											
21	R	Percila Garcia	137	74	411	3	417	410	145	117	149	411	633
22	R	Johanna Earle	120	90	0	0			a110	a110	a110	330	600
23	R	Dylan Ingram	120	90	0	0			a110	a110	a110	330	600

Temporary Substitutes

ID #	Bowling Hand	Name	Avg HDCP	Pins Gms	To Raise Avg +1	To Drop Avg -1	-1-	-2-	-3-	Total	HDCP Total
------	--------------	------	----------	----------	-----------------	----------------	-----	-----	-----	-------	------------

Last Week's Top Scores

Team Scratch Game		Team Scratch Series		Team Handicap Game		Team Handicap Series	
615 Team 2		1670 Team 2		708 Team 2		1949 Team 2	
Scratch Game		Scratch Series		Handicap Game		Handicap Series	
Boys	235 Jesus Gutierrez Jr	636 Jesus Gutierrez Jr	242 Jesus Gutierrez Jr	657 Jesus Gutierrez Jr	657 Jesus Gutierrez Jr	656 Justin Erickson	653 Mason Kollstedt
	224 Justin Erickson	620 Justin Erickson	241 Mason Kollstedt	236 Justin Erickson	652 Ezekiel De Guzman	649 Nathaniel Henerson	
	222 Nathaniel Henerson	598 Ezekiel De Guzman	235 Ezekiel De Guzman	249 Serenity Inthavong	653 Tiana Thoman-Smith		
	219 Mason Kollstedt	587 Mason Kollstedt	234 Tiana Thoman-Smith	223 Percila Garcia	643 Serenity Inthavong		
	217 Ezekiel De Guzman	555 Joshua Novoa	222 Shannon Sirody	633 Percila Garcia	631 Shannon Sirody		
Girls	209 Tiana Thoman-Smith	578 Tiana Thoman-Smith					
	203 Serenity Inthavong	505 Serenity Inthavong					
	149 Percila Garcia	411 Percila Garcia					
	137 Shannon Sirody	376 Shannon Sirody					

Season High Scores

Team Scratch Series		Team Scratch Game		Team Handicap Series		Team Handicap Game	
1670 Team 2		547 Team 4		1949 Team 2		688 Team 4	
Scratch Series		Scratch Game		Handicap Series		Handicap Game	
Boys	636 Jesus Gutierrez Jr	224 Justin Erickson	657 Jesus Gutierrez Jr	255 Nathaniel Henerson			
Girls	578 Tiana Thoman-Smith	203 Serenity Inthavong	653 Tiana Thoman-Smith	249 Serenity Inthavong			

Most Improved Average

Bowlers must have a minimum of 12 games to be listed for most improved average recognition unless they have a book average.

Boys to 168.33 = Ryan Dornfeld **Girls** to 168.33 = Serenity Inthavong

Individual High Averages

Bowlers must have a minimum of 12 games before they will be listed for high average recognition.

National Association Awards Earned Last Week

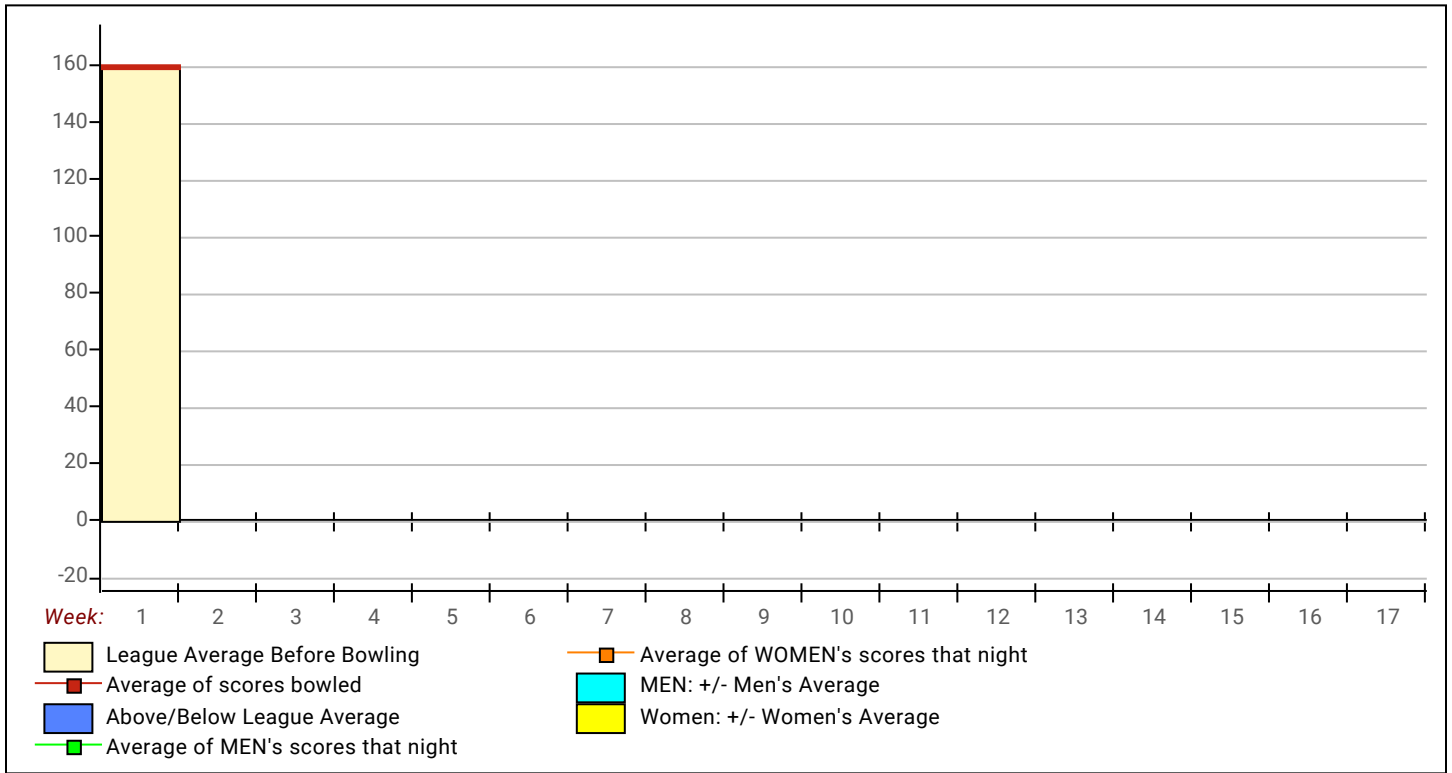
Name	Age	Award Score	Award Received	Name	Age	Award Score	Award Received
Team 4		547	525 Game 3 youth 13-16 (USBC Team A				

View Standings on the Web

Visit LeagueSecretary.com - This league's ID number is 122955
 View standings, bowler history, statistics and more. Also check out the Mobile App.
 Visit bowl.com - This league's ID number is 6715



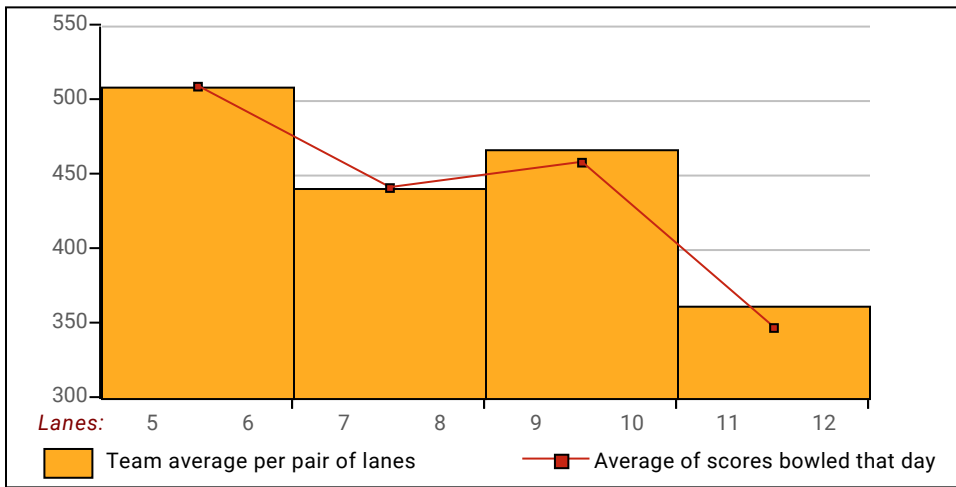
League Average Week-by-Week



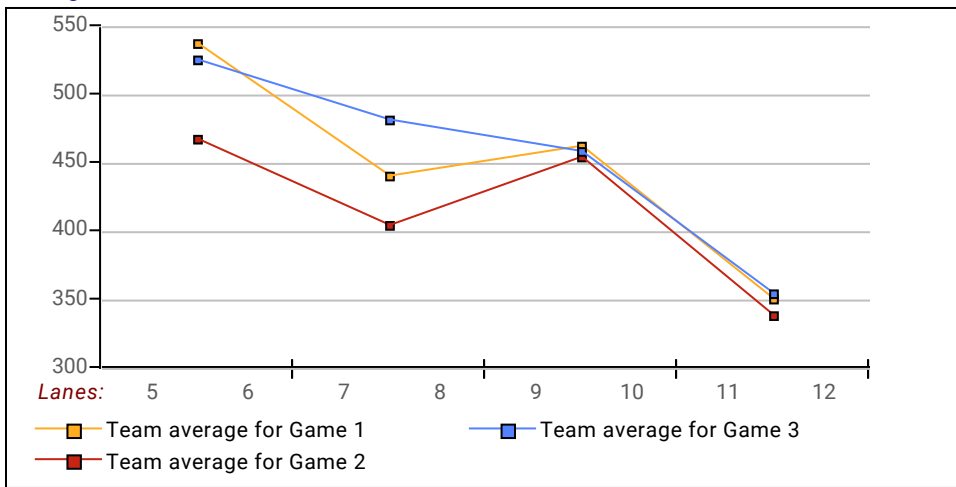
This Week's Statistics

	<u>Over All</u>	<u>Boys</u>	<u>Girls</u>
How many people bowled	17	13	4
Number of games bowled	51	39	12
Actual average of week's scores	160.35	161.74	155.83
How many games above average	27	20	7
How many games below average	23	18	5
Pins above/below average per game	0.35	0.36	0.33
How many people raised average	--	--	--
by this amount	0.00	0.00	0.00
How many people went down	--	--	--
by this amount	0.00	0.00	0.00
League average before bowling	160.35	161.74	155.83
League average after bowling	160.35	161.74	155.83
Change in league average	0.00	0.00	0.00
800s	--	--	--
775s	--	--	--
750s	--	--	--
725s	--	--	--
700s	--	--	--
675s	--	--	--
650s	--	--	--
625s	1	1	--
600s	1	1	--
575s	3	2	1
550s	2	2	--
525s	--	--	--
500s	2	1	1
475s	1	1	--
450s	1	1	--
425s	--	--	--
400s	1	--	1
below 400	5	4	1
300s	--	--	--
275s	--	--	--
250s	--	--	--
225s	1	1	--
200s	11	8	3
175s	7	7	--
150s	11	9	2
125s	9	4	5
100s	10	8	2
below 100	2	2	--

Team Average vs Avg of Scores



Average of Scores for Each Game



Amount Over/Under Team Average

