

Friday 7:00 pm

Winnetka Bowl

Lanes 1 - 12

USBC Certification: Lane Certification: 8846
 President: Don Kobayashi is on Lane 4 Vice President: Tami Shiotani is on Lane 4
 Secretary/Treasurer: Stan Date is on Lane 12

Team Standings

| Place | # | Team Name | Year-To-Date WON | Y-T-D LOST | Pins + HDCP | HDCP Game | HDCP Sers | High Game | High Sers | Team Avg |
|-------|----|-----------|---------------------|---------------|----------------|--------------|--------------|--------------|--------------|-------------|
| 1 | 7 | Team 7 | 4 | 0 | 2122 | 714 | 2122 | 632 | 1876 | 578 |
| 2 | 9 | Team 9 | 4 | 0 | 1991 | 692 | 1991 | 568 | 1619 | 536 |
| 3 | 11 | Team 11 | 3 | 1 | 2084 | 720 | 2084 | 552 | 1580 | 492 |
| 4 | 6 | Team 6 | 3 | 1 | 2004 | 682 | 2004 | 495 | 1443 | 473 |
| 5 | 3 | Team 3 | 3 | 1 | 2001 | 718 | 2001 | 567 | 1548 | 509 |
| 6 | 2 | Team 2 | 2 | 2 | 1846 | 631 | 1846 | 462 | 1339 | 491 |
| 7 | 1 | Team 1 | 2 | 2 | 1825 | 645 | 1825 | 531 | 1483 | 546 |
| 8 | 12 | Team 12 | 1 | 3 | 2015 | 702 | 2015 | 539 | 1526 | 461 |
| 9 | 4 | Team 4 | 1 | 3 | 1962 | 675 | 1962 | 573 | 1656 | 558 |
| 10 | 5 | Team 5 | 1 | 3 | 1947 | 687 | 1947 | 588 | 1650 | 540 |
| 11 | 8 | Team 8 | 0 | 4 | 1955 | 668 | 1955 | 522 | 1517 | 514 |
| 12 | 10 | Team 10 | 0 | 4 | 1870 | 634 | 1870 | 480 | 1408 | 457 |

Review of Last Week's Bowling.....

| Lanes | Team Name | HDCP -1- | HDCP -2- | HDCP -3- | HDCP Total | Last Wk WON | Team Name | HDCP -1- | HDCP -2- | HDCP -3- | HDCP Total | Last Wk WON |
|-------|-----------|-------------|-------------|-------------|---------------|----------------|---------------|-------------|-------------|-------------|---------------|----------------|
| 1-2 | Team 1 | 633 | 645 | 547 | 1825 | 2 | <---> Team 2 | 631 | 628 | 587 | 1846 | 2 |
| 3-4 | Team 3 | 598 | 685 | 718 | 2001 | 3 | <---> Team 4 | 675 | 655 | 632 | 1962 | 1 |
| 5-6 | Team 5 | 687 | 601 | 659 | 1947 | 1 | <---> Team 6 | 673 | 649 | 682 | 2004 | 3 |
| 7-8 | Team 7 | 709 | 714 | 699 | 2122 | 4 | <---> Team 8 | 660 | 668 | 627 | 1955 | 0 |
| 9-10 | Team 9 | 647 | 652 | 692 | 1991 | 4 | <---> Team 10 | 620 | 616 | 634 | 1870 | 0 |
| 11-12 | Team 11 | 706 | 720 | 658 | 2084 | 3 | <---> Team 12 | 702 | 620 | 693 | 2015 | 1 |

Lane Assignments

| | 1-2 | 3-4 | 5-6 | 7-8 | 9-10 | 11-12 |
|------------|-------|-------|-------|-------|-------|-------|
| Wk02 05/10 | 4- 5 | 6- 2 | 12- 3 | 9- 11 | 1- 7 | 10- 8 |
| Wk03 05/17 | 9- 3 | 1- 10 | 11- 4 | 5- 12 | 8- 2 | 6- 7 |
| Wk04 05/24 | 7- 12 | 5- 8 | 9- 2 | 10- 4 | 11- 6 | 1- 3 |



Team Rosters

1 - Team 1 Lane 9 HDCP=114 Avg=546

| Name | Avg HDCP | Pins | Gms | High Game | High Sers | HDCP Game | HDCP Sers | -1- | -2- | -3- | Total | HDCP Total |
|------------------|----------|------|-----|-----------|-----------|-----------|-----------|-----|-----|-----|-------|------------|
| Nikkita Mitchell | bk183 37 | 541 | 3 | 201 | 541 | | | 181 | 201 | 159 | 541 | 652 |
| Eiji Fukumoto | bk160 60 | 421 | 3 | 170 | 421 | | | 144 | 170 | 107 | 421 | 601 |
| San Mitchell | bk203 17 | 521 | 3 | 194 | 521 | | | 194 | 160 | 167 | 521 | 572 |

2 - Team 2 Lane 4 HDCP=169 Avg=491

| Name | Avg HDCP | Pins | Gms | High Game | High Sers | HDCP Game | HDCP Sers | -1- | -2- | -3- | Total | HDCP Total |
|---------------|----------|------|-----|-----------|-----------|-----------|-----------|-----|-----|-----|-------|------------|
| Don Kobayashi | bk140 80 | 409 | 3 | 150 | 409 | | | 143 | 150 | 116 | 409 | 649 |
| Tami Shiotani | bk164 56 | 457 | 3 | 162 | 457 | | | 138 | 162 | 157 | 457 | 625 |
| Ryan Tomita | bk187 33 | 473 | 3 | 181 | 473 | | | 181 | 147 | 145 | 473 | 572 |

3 - Team 3 Lane 6 HDCP=151 Avg=509

| Name | Avg HDCP | Pins | Gms | High Game | High Sers | HDCP Game | HDCP Sers | -1- | -2- | -3- | Total | HDCP Total |
|------------------|----------|------|-----|-----------|-----------|-----------|-----------|-----|-----|-----|-------|------------|
| Joanne Kobayashi | bk156 64 | 497 | 3 | 174 | 497 | | | 155 | 174 | 168 | 497 | 689 |
| Mark Yamashita | bk177 43 | 523 | 3 | 211 | 523 | | | 138 | 174 | 211 | 523 | 652 |
| Sandra Yamamoto | bk176 44 | 528 | 3 | 188 | 528 | | | 154 | 186 | 188 | 528 | 660 |

4 - Team 4 Lane 1 HDCP=102 Avg=558

| Name | Avg HDCP | Pins | Gms | High Game | High Sers | HDCP Game | HDCP Sers | -1- | -2- | -3- | Total | HDCP Total |
|----------------|----------|------|-----|-----------|-----------|-----------|-----------|-----|-----|-----|-------|------------|
| Brendan Hirano | bk187 33 | 561 | 3 | 212 | 561 | | | 157 | 192 | 212 | 561 | 660 |
| Kevin Hirano | bk191 29 | 569 | 3 | 218 | 569 | | | 218 | 190 | 161 | 569 | 656 |
| Kyle Deshazo | bk180 40 | 526 | 3 | 198 | 526 | | | 198 | 171 | 157 | 526 | 646 |

5 - Team 5 Lane 2 HDCP=120 Avg=540

| Name | Avg HDCP | Pins | Gms | High Game | High Sers | HDCP Game | HDCP Sers | -1- | -2- | -3- | Total | HDCP Total |
|----------------|----------|------|-----|-----------|-----------|-----------|-----------|-----|-----|-----|-------|------------|
| Donny Chitwood | bk176 44 | 0 | 0 | 0 | 0 | | | | | | 0 | 0 |
| Dean Morikawa | bk162 58 | 516 | 3 | 175 | 516 | | | 175 | 169 | 172 | 516 | 690 |
| Bing Lau Jr | bk202 18 | 601 | 3 | 215 | 601 | | | 206 | 180 | 215 | 601 | 655 |

6 - Team 6 Lane 3 HDCP=187 Avg=473

| Name | Avg HDCP | Pins | Gms | High Game | High Sers | HDCP Game | HDCP Sers | -1- | -2- | -3- | Total | HDCP Total |
|--------------|----------|------|-----|-----------|-----------|-----------|-----------|-----|-----|-----|-------|------------|
| Noreen Endow | bk125 95 | 425 | 3 | 152 | 425 | | | 133 | 140 | 152 | 425 | 710 |
| Kris Minami | bk137 83 | 376 | 3 | 129 | 376 | | | 129 | 120 | 127 | 376 | 625 |
| Tyler Minami | bk211 9 | 642 | 3 | 224 | 642 | | | 224 | 202 | 216 | 642 | 669 |

7 - Team 7 Lane 10 HDCP=82 Avg=578

| Name | Avg HDCP | Pins | Gms | High Game | High Sers | HDCP Game | HDCP Sers | -1- | -2- | -3- | Total | HDCP Total |
|------------------|----------|------|-----|-----------|-----------|-----------|-----------|-----|-----|-----|-------|------------|
| Rai Dela Rama | bk160 60 | 547 | 3 | 202 | 547 | | | 202 | 168 | 177 | 547 | 727 |
| Bing Tre Lau III | bk212 8 | 606 | 3 | 223 | 606 | | | 177 | 206 | 223 | 606 | 630 |
| Jacey Opiana | bk206 14 | 723 | 3 | 258 | 723 | | | 248 | 258 | 217 | 723 | 765 |

8 - Team 8 Lane 12 HDCP=146 Avg=514

| Name | Avg HDCP | Pins | Gms | High Game | High Sers | HDCP Game | HDCP Sers | -1- | -2- | -3- | Total | HDCP Total |
|----------------|----------|------|-----|-----------|-----------|-----------|-----------|-----|-----|-----|-------|------------|
| Mamo Tashima | bk143 77 | 451 | 3 | 158 | 451 | | | 140 | 158 | 153 | 451 | 682 |
| Stan Date | bk183 37 | 545 | 3 | 193 | 545 | | | 191 | 193 | 161 | 545 | 656 |
| Kenneth Morita | bk188 32 | 521 | 3 | 183 | 521 | | | 183 | 171 | 167 | 521 | 617 |

9 - Team 9 Lane 7 HDCP=124 Avg=536

| Name | Avg HDCP | | Pins Gms | | High Game | High Sers | HDCP Game | HDCP Sers | -1- | -2- | -3- | Total | HDCP Total |
|-----------------|----------|----|----------|---|-----------|-----------|-----------|-----------|-----|-----|-----|-------|------------|
| Noriko Fukunaga | bk167 | 53 | 446 | 3 | 170 | 446 | | | 117 | 159 | 170 | 446 | 605 |
| Shoji Takeshima | bk176 | 44 | 567 | 3 | 193 | 567 | | | 193 | 186 | 188 | 567 | 699 |
| Todd Niitsuma | bk193 | 27 | 606 | 3 | 213 | 606 | | | 213 | 183 | 210 | 606 | 687 |

10 - Team 10 Lane 11 HDCP=203 Avg=457

| Name | Avg HDCP | | Pins Gms | | High Game | High Sers | HDCP Game | HDCP Sers | -1- | -2- | -3- | Total | HDCP Total |
|--------------|----------|----|----------|---|-----------|-----------|-----------|-----------|-----|-----|-----|-------|------------|
| Tom Fukunaga | bk132 | 88 | 378 | 3 | 136 | 378 | | | 118 | 124 | 136 | 378 | 642 |
| Diane Date | bk153 | 67 | 0 | 0 | 0 | 0 | | | | | | 0 | 0 |
| Mas Suruki | bk172 | 48 | 498 | 3 | 178 | 498 | | | 178 | 168 | 152 | 498 | 642 |

11 - Team 11 Lane 8 HDCP=168 Avg=492

| Name | Avg HDCP | | Pins Gms | | High Game | High Sers | HDCP Game | HDCP Sers | -1- | -2- | -3- | Total | HDCP Total |
|--------------|----------|----|----------|---|-----------|-----------|-----------|-----------|-----|-----|-----|-------|------------|
| Revon Mahuna | bk143 | 77 | 379 | 3 | 147 | 379 | | | 147 | 129 | 103 | 379 | 610 |
| Steve Mikuni | 150 | 70 | 542 | 3 | 195 | 542 | | | 159 | 195 | 188 | 542 | 752 |
| Randy Tomita | bk199 | 21 | 659 | 3 | 232 | 659 | | | 232 | 228 | 199 | 659 | 722 |

12 - Team 12 Lane 5 HDCP=199 Avg=461

| Name | Avg HDCP | | Pins Gms | | High Game | High Sers | HDCP Game | HDCP Sers | -1- | -2- | -3- | Total | HDCP Total |
|--------------|----------|----|----------|---|-----------|-----------|-----------|-----------|-----|-----|-----|-------|------------|
| Gary Endow | bk146 | 74 | 425 | 3 | 170 | 425 | | | 123 | 132 | 170 | 425 | 647 |
| Kyle Minami | 150 | 70 | 0 | 0 | 0 | 0 | | | | | | 0 | 0 |
| Ryuto Murata | bk165 | 55 | 529 | 3 | 212 | 529 | | | 212 | 141 | 176 | 529 | 694 |

Temporary Substitutes

 Men

| Name | Avg HDCP | | Pins Gms | | High Game | High Sers | HDCP Game | HDCP Sers | -1- | -2- | -3- | Total | HDCP Total |
|-----------------|----------|----|----------|---|-----------|-----------|-----------|-----------|-----|-----|-----|-------|------------|
| Daniel Maxfield | bk186 | 34 | 572 | 3 | 204 | 572 | | | 204 | 184 | 184 | 572 | 674 |
| David Shimizu | bk202 | 18 | 532 | 3 | 192 | 532 | | | 170 | 170 | 192 | 532 | 586 |
| Paul Shimizu | bk197 | 23 | 533 | 3 | 207 | 533 | | | 207 | 153 | 173 | 533 | 602 |

 Women

| Name | Avg HDCP | | Pins Gms | | High Game | High Sers | HDCP Game | HDCP Sers | -1- | -2- | -3- | Total | HDCP Total |
|------|----------|--|----------|--|-----------|-----------|-----------|-----------|-----|-----|-----|-------|------------|
|------|----------|--|----------|--|-----------|-----------|-----------|-----------|-----|-----|-----|-------|------------|

Last Week's Top Scores

| Team Scratch Game | | Team Scratch Series | | Team Handicap Game | | Team Handicap Series | |
|---------------------|---|---|--|----------------------|--|------------------------|--|
| 632 Team 7 | | 1876 Team 7 | | 720 Team 11 | | 2122 Team 7 | |
| <u>Scratch Game</u> | | <u>Scratch Series</u> | | <u>Handicap Game</u> | | <u>Handicap Series</u> | |
| Men | 232 Randy Tomita 224 Tyler Minami 223 Bing Tre Lau III 218 Kevin Hirano 215 Bing Lau Jr | 659 Randy Tomita 642 Tyler Minami 606 Todd Niitsuma 606 Bing Tre Lau III 601 Bing Lau Jr | | | | | |
| Women | 258 Jacey Opiana 201 Nikkita Mitchell 194 San Mitchell 188 Sandra Yamamoto 174 Joanne Kobayashi | 723 Jacey Opiana 541 Nikkita Mitchell 528 Sandra Yamamoto 521 San Mitchell 497 Joanne Kobayashi | | | | | |

Season High Scores

| Team Scratch Series | | Team Scratch Game | | Team Handicap Series | | Team Handicap Game | |
|--|------------------|----------------------|--|------------------------|--|----------------------|--|
| 1876 Team 7 | | 588 Team 5 | | 2122 Team 7 | | 720 Team 11 | |
| <i>Bowlers must have a minimum of 21 games (after bowling) to be listed for high handicap game and series.</i> | | | | | | | |
| <u>Scratch Series</u> | | <u>Scratch Game</u> | | <u>Handicap Series</u> | | <u>Handicap Game</u> | |
| Men | 659 Randy Tomita | 224 Tyler Minami | | | | | |
| Women | 723 Jacey Opiana | 201 Nikkita Mitchell | | | | | |

Individual High Averages

Bowlers must have a minimum of 12 games before they will be listed for high average recognition.

Most Improved Average

Bowlers must have a minimum of 12 games to be listed for most improved average recognition unless they have a book average.

| | | | |
|------------|--------------------------------------|--------------|-------------------------------------|
| Men | 160 to 182.33 = +22.33 Rai Dela Rama | Women | 206 to 241.00 = +35.00 Jacey Opiana |
|------------|--------------------------------------|--------------|-------------------------------------|

Local and Bowling Center Awards

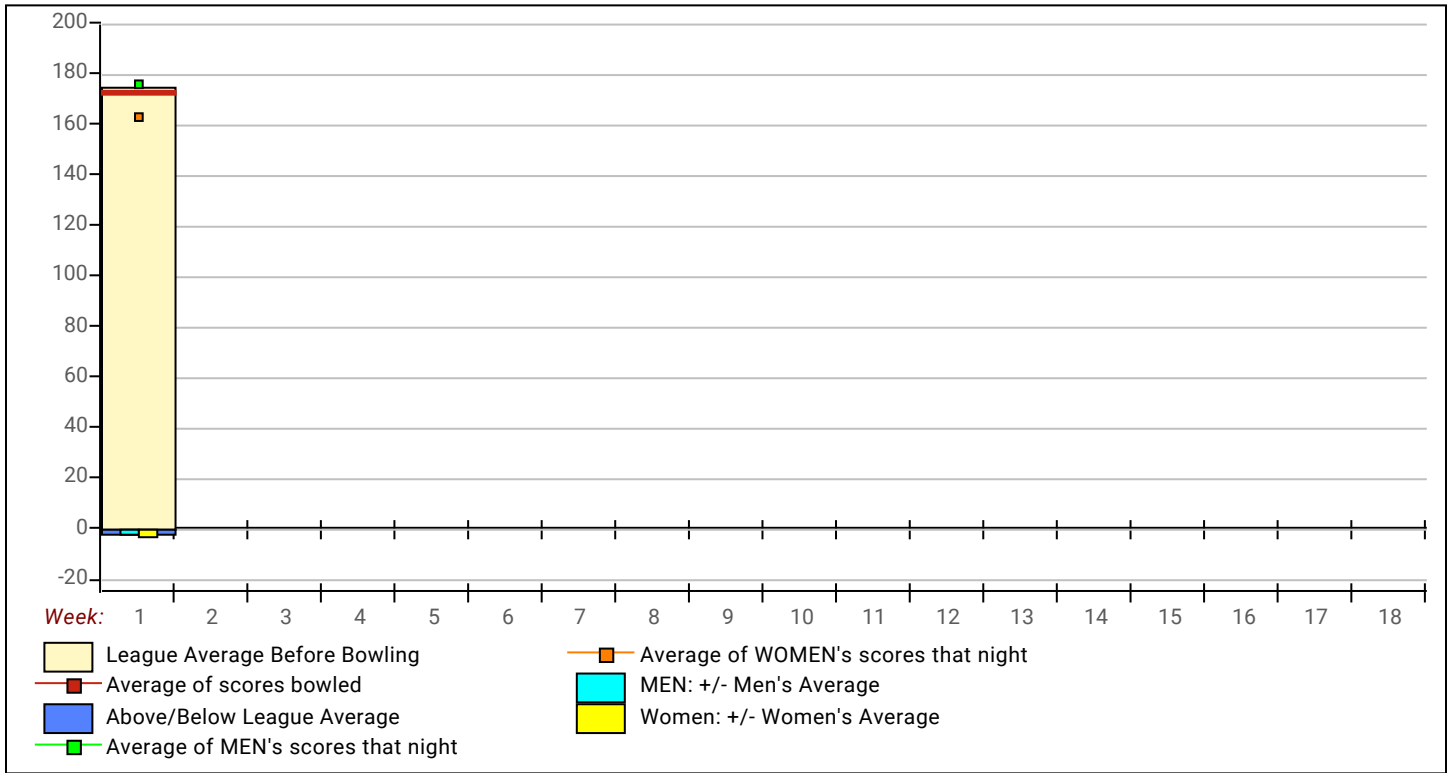
| Name | Award Score | Award Received | Name | Award Score | Award Received |
|--------------|-------------|---|--------------|-------------|-------------------------------------|
| Jacey Opiana | 723 | 100 Pins Over Average - Series (GLAC US | Jacey Opiana | 258 | 50 Pins Over Average - Game (GLAC U |

View Standings on the Web

Visit LeagueSecretary.com - This league's ID number is **122891**
 View standings, bowler history, statistics and more. Also check out the Mobile App.
 Visit bowl.com - This league's ID number is **9622**



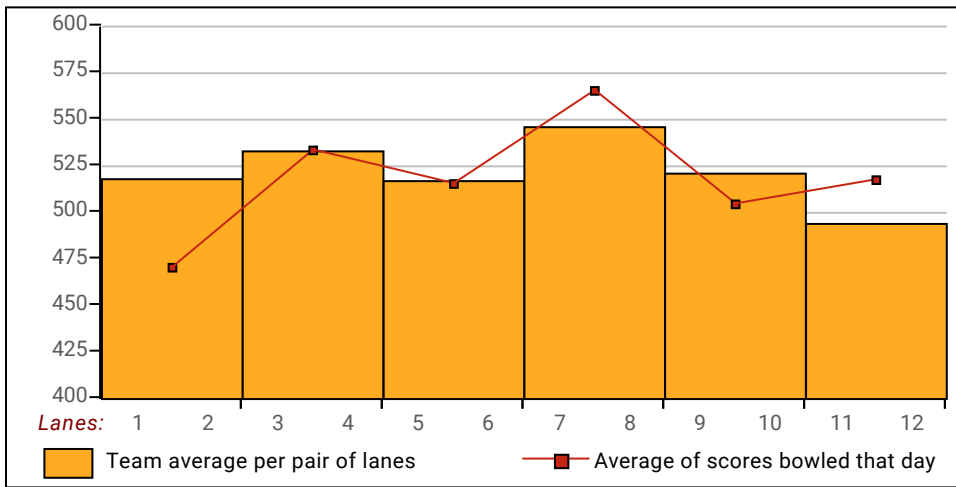
League Average Week-by-Week



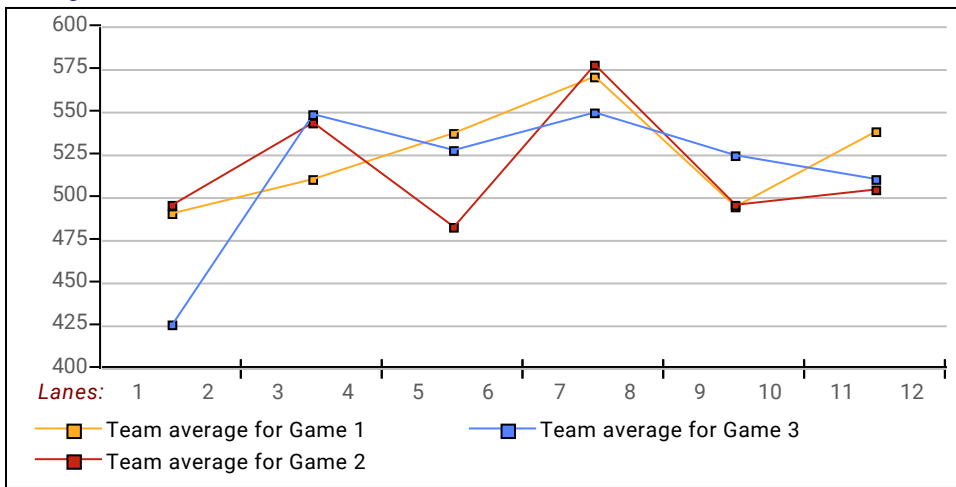
This Week's Statistics

| | <u>Over All</u> | <u>Men</u> | <u>Women</u> |
|-----------------------------------|-----------------|------------|--------------|
| How many people bowled | 36 | 26 | 10 |
| Number of games bowled | 108 | 78 | 30 |
| Actual average of week's scores | 172.64 | 176.31 | 163.10 |
| How many games above average | 52 | 39 | 13 |
| How many games below average | 55 | 38 | 17 |
| Pins above/below average per game | -2.11 | -1.81 | -2.90 |
| How many people raised average | 12 | 9 | 3 |
| by this amount | 13.56 | 11.26 | 20.44 |
| How many people went down | 21 | 15 | 6 |
| by this amount | -11.40 | -9.93 | -15.06 |
| League average before bowling | 174.77 | 178.14 | 166.00 |
| League average after bowling | 172.64 | 176.31 | 163.10 |
| Change in league average | -2.13 | -1.83 | -2.90 |
| 800s | -- | -- | -- |
| 775s | -- | -- | -- |
| 750s | -- | -- | -- |
| 725s | -- | -- | -- |
| 700s | 1 | -- | 1 |
| 675s | -- | -- | -- |
| 650s | 1 | 1 | -- |
| 625s | 1 | 1 | -- |
| 600s | 3 | 3 | -- |
| 575s | -- | -- | -- |
| 550s | 4 | 4 | -- |
| 525s | 9 | 7 | 2 |
| 500s | 4 | 3 | 1 |
| 475s | 2 | 1 | 1 |
| 450s | 3 | 2 | 1 |
| 425s | 3 | 1 | 2 |
| 400s | 2 | 2 | -- |
| below 400 | 3 | 1 | 2 |
| 300s | -- | -- | -- |
| 275s | -- | -- | -- |
| 250s | 1 | -- | 1 |
| 225s | 3 | 2 | 1 |
| 200s | 18 | 16 | 2 |
| 175s | 27 | 23 | 4 |
| 150s | 35 | 23 | 12 |
| 125s | 16 | 9 | 7 |
| 100s | 8 | 5 | 3 |
| below 100 | -- | -- | -- |

Team Average vs Avg of Scores



Average of Scores for Each Game



Amount Over/Under Team Average

