

Friday 5:00 pm

Hobart Lanes

Lanes 1 - 32

Secretary/Treasurer: Shaun Ciesielski (219)462-1300 Shaun@InmansBowl.com

View Standings on the Web

Visit LeagueSecretary.com - This league's ID number is 62287
View standings, bowler history, statistics and more. Also check out the Mobile App.



Important Messages

2024 Lakeshore Conference Indiana Middle School Bowling Schedule
10. Home Meet at Your Center Week of 4/20-4/26
****REGIONAL FOR EVERYONE SAT. MAY 4TH AT INMAN'S. CHECK IN 11AM****

Last Week's Top Scores

5th Grade Girls

	Scratch Game	Scratch Series
Girls	151 Sophia Kuckie	397 Sophia Kuckie
	148 Lorelei Loving	388 Reese Rheinholtz
	137 Reese Rheinholtz	365 Lorelei Loving

5th Grade Boys

	Scratch Game	Scratch Series
Boys	204 Ryan Kammer	498 Ryan Kammer
	181 Gavin Garza	470 Gavin Garza
	145 Ryder Scarborough	375 Ryder Scarborough
	121 Liam Follmer	325 Liam Follmer
	108 Dillan Dove	283 Dillan Dove
	99 Graham Harrell	257 Blake Gilbert
	96 Blake Gilbert	228 Graham Harrell
	72 James Ault	181 James Ault

6th Grade Girls

	Scratch Game	Scratch Series
Girls	163 Adalyn Hedrick	359 Eva Grover
	154 Eva Grover	356 Adalyn Hedrick
	128 Meg Bretana	333 Victoria Cecoi
	118 Victoria Cecoi	314 Meg Bretana
	107 Ava Meyer	308 Ava Meyer
	104 Lillianna Alvarez	281 Lillianna Alvarez
	92 Chloe Sloma	268 Chloe Sloma
	80 Jocelyn Blasio	200 Lucy Keith
	73 Lucy Keith	167 Elizabeth Hopkins
	59 Elizabeth Hopkins	146 Jocelyn Blasio

6th Grade Boys

	Scratch Game	Scratch Series
Boys	215 Elliott Stadler	515 Michael Moyers
	191 Michael Moyers	511 Elliott Stadler
	155 Samuel Zumbrun	431 Mason Dudley
	151 Mason Dudley	405 Samuel Zumbrun
	150 Bryce Garvey	400 Ryan Warren
	147 Max Schmidt	398 Bryce Garvey
	144 Ryan Warren	345 Michael Miller
	135 Michael Miller	343 Max Schmidt
	106 Nathan Fasshauer	290 Creed Kingrey
	106 Creed Kingrey	281 Nathan Fasshauer

7th Grade Girls

Friday 5:00 pm

Hobart Lanes

Lanes 1 - 32

Last Week's Top Scores - Continued

	Scratch Game			Scratch Series		
Girls	259	Bree Ciesielski		618	Bree Ciesielski	
	201	Josephina Clasen		555	Josephina Clasen	
	195	Lauren Vincent		517	Lauren Vincent	
	190	Leah Ratz		504	Trinity Adler	
	178	Trinity Adler		490	Josephine Kresno	
	177	Josephine Kresno		485	Corrine Oswald	
	174	Ireland Quinn		446	Leah Ratz	
	173	Corrine Oswald		430	Ireland Quinn	
	159	Nina Weeks		367	Nina Weeks	
	133	Madison Terry		350	Alaina Ault	

7th Grade Boys

	Scratch Game			Scratch Series		
Boys	259	Cameron Coursel		571	Gepson Matthes	
	212	Gepson Matthes		549	Cameron Coursel	
	207	Travis Neace		523	Travis Neace	
	189	Karter Shores		502	Karter Shores	
	181	Chase Mattull		491	Kody Coppinger	
	177	Kody Coppinger		461	Chase Mattull	
	173	Cooper Barnes		457	Cooper Barnes	
	164	Jason Kern Jr		439	Jason Kern Jr	
	155	Cade Phillips		423	Cade Phillips	
		130	Gavyn Schultz		347	Gavyn Schultz

8th Grade Girls

	Scratch Game			Scratch Series		
Girls	244	Mya Grover		546	Kylie Quinn	
	209	Kylie Quinn		516	Mya Grover	
	168	Emma Meier		433	Emma Meier	
	148	Makenna Morales		407	Alyssa Coyle	
	136	Alyssa Coyle		394	Makenna Morales	
	114	Makayla Bunchek		272	Makayla Bunchek	
	84	Ariana Shilling		84	Ariana Shilling	

8th Grade Boys

	Scratch Game			Scratch Series			
Boys	266	Blake Clinton		659	Blake Clinton		
	235	Gabe Munsie		620	Gabe Munsie		
	234	Larry Williams III		577	Larry Williams III		
	211	Nick Wright		543	Nick Wright		
	190	Ben Vulpitta		517	Ben Vulpitta		
	179	Bryson Clark		485	Bryson Clark		
	172	Austin Schulz		485	Austin Schulz		
	164	Grant Navarro		469	Vaughn Snyder		
	164	Vaughn Snyder		449	Grant Navarro		
		161	Michael Sopko		440	Chandler Fisher	

Average List of All Members of This League

Division 1: 5th Grade Girls																
	True							To Raise				Most Improved				
Name	Average	Team Name	Pins	Gms	-1-	-2-	-3-	Total	High Game	High Sers	Avg +1	150's	175's	200's	Avg	+/-
1 Sophia Kuckie	133.61	Inmans Tues 2	3073	23	122	151	124	397	182	452	411	1	3	-	131	+2.61
2 Reese Rheinoltz	133.05	Casey's 1	2794	21	128	137	123	388	187	420	422	5	1	-	149	-15.95
3 Rylie Meier-Harrington	113.60	Hobart 2	1704	15				0	158	401	348	2	-	-	118	-4.40
4 Lorelei Loving	93.61	Hobart 2	2153	23	113	104	148	365	148	365	291	-	-	-	81	+12.61
5 Isis Brown	43.14	Hobart 2	302	7				0	82	125	138	-	-	-		

Division 2: 5th Grade Boys																
	True							To Raise				Most Improved				
Name	Average	Team Name	Pins	Gms	-1-	-2-	-3-	Total	High Game	High Sers	Avg +1	150's	175's	200's	Avg	+/-
1 Ryan Kammer	160.26	Inmans Tues 1	3686	23	143	151	204	498	210	506	500	10	2	4	158	+2.26
2 Gavin Garza	140.00	Inmans Tues 1	3220	23	149	181	140	470	181	470	446	3	2	-	133	+7.00
3 Dylan Fox	136.12	Hobart 4	2314	17				0	165	470	426	5	-	-	126	+10.12
4 Ryder Scarborough	109.14	Casey's 1	2401	22	145	120	110	375	145	375	349	-	-	-	107	+2.14

Friday 5:00 pm

Hobart Lanes

Lanes 1 - 32

	Name	True		Pins	Gms	-1-	-2-	-3-	Total	High Game	High Sers	To Raise			Most Improved		
		Average	Team Name									Avg +1	150's	175's	200's	Avg	+/-
5	Liam Follmer	100.62	Casey's 3	2113	21	121	104	100	325	135	341	311	-	-	-	102	-1.38
6	Blake Gilbert	87.38	Hobart 5	1835	21	79	96	82	257	116	338	277	-	-	-	79	+8.38
7	Dillan Dove	86.65	Casey's 1	1733	20	75	108	100	283	121	283	268	-	-	-	85	+1.65
8	James Ault	74.00	Hobart 5	1258	17	63	46	72	181	116	264	242	-	-	-	79	-5.00
9	Graham Harrell	53.39	Hobart 5	961	18	51	78	99	228	99	228	173	-	-	-	46	+7.39

Division 3: 6th Grade Girls

	Name	True		Pins	Gms	-1-	-2-	-3-	Total	High Game	High Sers	To Raise			Most Improved		
		Average	Team Name									Avg +1	150's	175's	200's	Avg	+/-
1	Eva Grover	133.00	Inmans Thurs 1	3059	23	103	154	102	359	175	458	425	4	1	-	127	+6.00
2	Adalyn Hedrick	113.57	Casey's 1	2612	23	108	85	163	356	173	395	352	2	-	-	104	+9.57
3	Victoria Cecoi	97.74	Hobart 2	2248	23	118	103	112	333	130	350	300	-	-	-	85	+12.74
4	Chloie Sloma	94.05	Hobart 1	1975	21	87	89	92	268	142	371	305	-	-	-	106	-11.95
5	Lillianna Alvarez	85.43	City Lanes	1965	23	90	87	104	281	111	294	271	-	-	-	80	+5.43
6	Selena Loza	78.80	Inmans Tues 2	1182	15				0	125	252	240	-	-	-	79	-0.20
7	Ava Meyer	75.27	Inmans Tues 2	1656	22	107	104	97	308	111	308	244	-	-	-	66	+9.27
8	Lucy Keith	72.22	Hobart 2	1661	23	55	73	72	200	89	231	237	-	-	-	71	+1.22
9	Elizabeth Hopkins	72.19	Inmans Tues 2	1155	16	59	54	54	167	98	255	232	-	-	-	70	+2.19
10	Meg Bretana	72.15	Inmans Tues 2	1443	20	110	76	128	314	128	314	236	-	-	-	61	+11.15
11	Jocelyn Blasio	70.18	City Lanes	1193	17	66	80		146	84	229	227	-	-	-	72	-1.82

Division 4: 6th Grade Boys

	Name	True		Pins	Gms	-1-	-2-	-3-	Total	High Game	High Sers	To Raise			Most Improved		
		Average	Team Name									Avg +1	150's	175's	200's	Avg	+/-
1	Elliott Stadler	178.57	Inmans Tues 1	4107	23	125	171	215	511	244	625	547	7	5	6	179	-0.43
2	Mason Dudley	155.00	Casey's 3	2480	16	142	138	151	431	195	514	484	7	3	-	159	-4.00
3	Michael Miller	148.96	Hobart 3	3426	23	87	123	135	345	210	540	448	9	3	1	149	-0.04
4	Michael Moyers	134.87	Hobart 4	3102	23	171	153	191	515	224	515	408	3	2	1	126	+8.87
5	Ryan Warren	129.75	Hobart 4	2595	20	144	112	144	400	158	408	395	1	-	-	126	+3.75
6	Bryce Garvey	119.48	Cressmoor	2748	23	135	113	150	398	162	405	372	3	-	-	114	+5.48
7	Jordan Fecarotta	116.29	Hobart 4	1977	17				0	153	397	363	1	-	-	114	+2.29
8	Max Schmidt	114.35	City Lanes	2630	23	90	106	147	343	176	359	360	-	1	-	125	-10.65
9	Samuel Zumbrun	108.40	Inmans Tues 1	2168	20	113	137	155	405	155	405	339	1	-	-	100	+8.40
10	Nathan Fasshauer	102.09	Inmans Tues 1	2348	23	106	90	85	281	145	322	330	-	-	-	105	-2.91
11	Julian Lupian	95.15	Inmans Tues 1	1903	20				0	130	315	305	-	-	-	97	-1.85
12	Colton Peterich	94.00	Inmans Tues 1	846	9				0	116	259	294	-	-	-		
13	Emerick Anthony	91.70	Inmans Tues 1	1834	20				0	128	319	282	-	-	-	85	+6.70
14	Vance Snyder	85.87	Casey's 1	1975	23	64	72	67	203	127	314	261	-	-	-	88	-2.13
15	Creed Kingrey	82.96	Inmans Tues 1	1908	23	84	106	100	290	119	290	250	-	-	-	82	+0.96
16	Tyler Eich	71.57	Hobart 4	1503	21	103	78	64	245	105	295	225	-	-	-	63	+8.57
17	Gambit Estevez	55.85	Hobart 5	1117	20	80	51	31	162	81	186	171	-	-	-	56	-0.15

Division 5: 7th Grade Girls

	Name	True		Pins	Gms	-1-	-2-	-3-	Total	High Game	High Sers	To Raise			Most Improved		
		Average	Team Name									Avg +1	150's	175's	200's	Avg	+/-
1	Josephina Clasen	188.39	Hobart 1	4333	23	201	175	179	555	223	624	581	5	12	6	191	-2.61
2	Bree Ciesielski	185.30	Inmans Tues 2	4262	23	183	176	259	618	259	673	574	6	6	7	162	+23.30
3	Lauren Vincent	168.17	Hobart 1	3868	23	176	195	146	517	205	576	526	7	8	2	162	+6.17
4	Josephine Kresno	166.87	Inmans Tues 3	3838	23	162	151	177	490	208	565	504	6	9	2	177	-10.13
5	Ireland Quinn	157.96	Inmans Tues 3	3633	23	117	139	174	430	218	522	475	7	5	1	164	-6.04
6	Trinity Adler	157.39	Cressmoor	3620	23	178	148	178	504	236	507	488	2	7	2	162	-4.61
7	Corrine Oswald	146.26	Cressmoor	3364	23	165	147	173	485	177	485	458	7	1	-	146	+0.26
8	Alaina Ault	128.41	Hobart 1	2183	17	99	119	132	350	176	437	397	-	1	-	133	-4.59
9	Leah Ratz	125.70	Casey's 1	2891	23	190	158	98	446	195	446	385	3	2	-	116	+9.70
10	Sophia Beller	124.83	Hobart 1	2871	23	114	104	113	331	170	395	379	4	-	-	127	-2.17
11	Serena Galvas	110.91	Casey's 2	2551	23	90	82	76	248	171	407	335	3	-	-	122	-11.09
12	Elise Engels	110.89	Inmans Tues 3	998	9				0	138	355	334	-	-	-		
13	Sophia Henslee	101.91	Hobart 1	1121	11				0	142	345	307	-	-	-	100	+1.91
14	Madison Terry	101.57	Hobart 2	2336	23	133	107	108	348	152	348	316	1	-	-	94	+7.57
15	Evelyn Grayam	100.61	Inmans Thurs 1	1811	18				0	132	317	310	-	-	-	101	-0.39
16	Natalia Betts	90.14	Hobart 1	1893	21	108	49	102	259	148	367	291	-	-	-	99	-8.86
17	Olivia Strong	83.04	Hobart 2	1910	23	92	90	80	262	106	282	274	-	-	-	76	+7.04
18	Amaya Yahramatter	82.95	City Lanes	1576	19	73	99	66	238	115	304	250	-	-	-	77	+5.95
19	Nina Weeks	79.00	Inmans Tues 2	1422	18	159	112	96	367	159	367	258	1	-	-	62	+17.00
20	Emma Ulrich	73.48	Casey's 3	1543	21	89	77	80	246	96	252	233	-	-	-	75	-1.52

Division 6: 7th Grade Boys

Friday 5:00 pm

Hobart Lanes

Lanes 1 - 32

	Name	True		Pins	Gms	-1-	-2-	-3-	Total	High Game	High Sers	To Raise			Most Improved		
		Average	Team Name									Avg +1	150's	175's	200's	Avg	+/-
1	Gepson Matthes	196.48	Inmans Tues 3	4519	23	212	154	205	571	279	644	603	6	5	11	201	-4.52
2	Cameron Coursel	182.65	Casey's 2	4201	23	159	259	131	549	259	599	557	6	7	7	172	+10.65
3	Kody Coppinger	175.04	Hobart 3	4026	23	177	148	166	491	266	619	550	10	8	2	172	+3.04
4	Cooper Barnes	170.00	Hobart 3	3910	23	173	147	137	457	228	583	536	6	7	3	166	+4.00
5	Reese Lucas	149.67	Cressmoor	1796	12				0	176	504	454	5	1	-	144	+5.67
6	Karter Shores	148.91	Casey's 1	3425	23	146	167	189	502	197	502	449	6	4	-	146	+2.91
7	Chase Mattull	146.70	Hobart 4	3374	23	119	181	161	461	199	506	448	9	3	-	133	+13.70
8	Travis Neace	145.79	Hobart 4	2770	19	163	153	207	523	207	523	442	5	-	2	130	+15.79
9	Cade Phillips	140.17	Casey's 2	3224	23	129	155	139	423	189	437	442	6	1	-	138	+2.17
10	Jason Kern Jr	131.35	Inmans Thurs 2	3021	23	164	117	158	439	168	439	411	5	-	-	137	-5.65
11	Blake Barenthin	121.00	Casey's 2	2783	23	122	104	119	345	145	425	389	-	-	-	116	+5.00
12	Gavyn Schultz	120.22	Inmans Tues 3	2765	23	104	113	130	347	170	372	381	1	-	-	126	-5.78
13	Mason Bremer	119.00	Inmans Tues 3	2023	17				0	180	433	377	1	1	-	116	+3.00
14	Cayden Pierce	104.10	Casey's 2	2082	20				0	160	354	333	1	-	-	107	-2.90
15	Daniel Mika	99.25	Inmans Thurs 2	1985	20	86	107	101	294	167	328	315	1	-	-	96	+3.25
16	Erik Smith	93.83	City Lanes	2158	23	99	92	103	294	142	303	286	-	-	-	89	+4.83
17	Mason Traylor	87.61	Hobart 5	2015	23	82	76	98	256	122	294	273	-	-	-	89	-1.39
18	Evan Ulrich	85.48	Casey's 1	1966	23	69	77	81	227	133	340	270	-	-	-	96	-10.52
19	Ryan O'Connor	77.48	Hobart 5	1782	23	76	68	112	256	112	260	246	-	-	-	72	+5.48
20	Zack Meyer	77.43	Casey's 2	1781	23	88	69	70	227	129	297	247	-	-	-	67	+10.43
21	Isiah Hope	73.10	Hobart 5	1535	21	63	75	66	204	112	260	241	-	-	-	69	+4.10
22	Noah Osowski	66.83	City Lanes	1203	18	56	52	54	162	115	220	204	-	-	-	69	-2.17

Division 7: 8th Grade Girls

	Name	True		Pins	Gms	-1-	-2-	-3-	Total	High Game	High Sers	To Raise			Most Improved		
		Average	Team Name									Avg +1	150's	175's	200's	Avg	+/-
1	Makenna Morales	168.15	Inmans Thurs 2	2186	13	124	148	122	394	218	598	518	1	3	3	179	-10.85
2	Kylie Quinn	167.26	Inmans Tues 2	3847	23	209	189	148	546	225	564	521	7	8	2	159	+8.26
3	Emma Meier	153.91	Hobart 1	3540	23	136	129	168	433	215	555	464	4	6	1	151	+2.91
4	Mya Grover	150.87	Inmans Thurs 1	3470	23	154	118	244	516	244	518	456	8	-	3	151	-0.13
5	Alyssa Coyle	139.70	Inmans Thurs 1	3213	23	135	136	136	407	183	460	427	6	1	-	159	-19.30
6	Ava Hedrick	132.55	Casey's 3	2651	20				0	179	391	408	3	1	-	141	-8.45
7	Ariana Shilling	88.86	Inmans Thurs 1	1244	14	84			84	107	288	269	-	-	-	92	-3.14
8	Makayla Buncheq	88.65	Hobart 2	2039	23	78	80	114	272	129	298	275	-	-	-	89	-0.35
9	Krystal Crouch	42.33	Hobart 2	127	3				0	49	127	131	-	-	-		

Division 8: 8th Grade Boys

	Name	True		Pins	Gms	-1-	-2-	-3-	Total	High Game	High Sers	To Raise			Most Improved		
		Average	Team Name									Avg +1	150's	175's	200's	Avg	+/-
1	Bryson Clark	202.96	Hobart 3	4668	23	167	139	179	485	290	679	610	3	7	12	206	-3.04
2	Gabe Munsie	196.96	Hobart 3	4530	23	235	191	194	620	265	667	592	4	7	10	208	-11.04
3	Blake Clinton	186.70	Inmans Thurs 1	4294	23	199	266	194	659	266	659	568	4	11	6	185	+1.70
4	Larry Williams III	180.39	Hobart 3	4149	23	179	164	234	577	234	585	557	5	12	4	179	+1.39
5	Nick Wright	173.65	Casey's 2	3994	23	211	160	172	543	236	572	530	11	2	6	172	+1.65
6	Maddox Cuson	171.60	Inmans Tues 3	3432	20				0	247	625	524	8	3	4	181	-9.40
7	Chandler Fisher	171.17	Casey's 2	3937	23	126	159	155	440	218	570	535	5	10	2	163	+8.17
8	Ben Vulpitta	168.00	Hobart 3	3864	23	171	190	156	517	223	538	530	7	8	2	165	+3.00
9	Brendyn Bara	164.94	Inmans Thurs 1	2804	17				0	211	486	496	6	5	1	167	-2.06
10	Austin Schulz	163.94	Hobart 3	2787	17	155	172	158	485	209	530	493	6	5	1	159	+4.94
11	Grant Navarro	152.80	Hobart 3	3056	20	150	135	164	449	203	496	463	11	1	1	149	+3.80
12	Vaughn Snyder	144.74	Casey's 3	3329	23	164	157	148	469	181	493	441	8	4	-	143	+1.74
13	Tyler Gething	144.20	Hobart 4	2884	20	103	148	146	397	204	493	451	4	2	1	149	-4.80
14	Zayden Wilhelm	141.10	Hobart 4	2822	20	101	149	126	376	217	495	444	4	1	2	139	+2.10
15	Gavin Jackson-Engle	140.83	Casey's 3	3239	23	129	150	121	400	224	535	427	4	1	1	136	+4.83
16	Daniel Anthony	137.30	Inmans Tues 3	2746	20				0	181	472	428	6	1	-	123	+14.30
17	Wyatt Kreiger	123.48	Inmans Thurs 2	2840	23	89	160	135	384	164	437	384	3	-	-	112	+11.48
18	Jacob Kreiger	117.00	Inmans Thurs 2	2691	23	105	90	117	312	178	449	377	1	1	-	133	-16.00
19	Michael Sopko	116.35	Inmans Thurs 2	2676	23	126	106	161	393	161	393	366	2	-	-	113	+3.35
20	Xander Bowden	104.40	Hobart 5	2088	20	79	96	82	257	169	384	327	1	-	-	100	+4.40
21	Samuel Mooney	74.55	Hobart 5	1491	20	57	54	40	151	117	230	234	-	-	-	81	-6.45
22	Evan Plazola	64.29	Inmans Tues 3	1093	17	73	58	72	203	83	203	207	-	-	-	61	+3.29

Season High Scores

5th Grade Girls

	Scratch Game		Scratch Series	
Girls	187	Reese Rheinholtz	452	Sophia Kuckie
	182	Sophia Kuckie	420	Reese Rheinholtz
	148	Lorelei Loving	365	Lorelei Loving

Friday 5:00 pm

Hobart Lanes

Lanes 1 - 32

	Scratch Game	Scratch Series																																												
<i>5th Grade Boys</i>																																														
Boys	<table border="1"> <thead> <tr> <th>Scratch Game</th> <th>Scratch Series</th> </tr> </thead> <tbody> <tr><td>210</td><td>Ryan Kammer</td></tr> <tr><td>181</td><td>Gavin Garza</td></tr> <tr><td>145</td><td>Ryder Scarborough</td></tr> <tr><td>135</td><td>Liam Follmer</td></tr> <tr><td>121</td><td>Dillan Dove</td></tr> <tr><td>116</td><td>Blake Gilbert</td></tr> </tbody> </table>	Scratch Game	Scratch Series	210	Ryan Kammer	181	Gavin Garza	145	Ryder Scarborough	135	Liam Follmer	121	Dillan Dove	116	Blake Gilbert	<table border="1"> <thead> <tr> <th>Scratch Series</th> <th>Scratch Series</th> </tr> </thead> <tbody> <tr><td>506</td><td>Ryan Kammer</td></tr> <tr><td>470</td><td>Gavin Garza</td></tr> <tr><td>375</td><td>Ryder Scarborough</td></tr> <tr><td>341</td><td>Liam Follmer</td></tr> <tr><td>338</td><td>Blake Gilbert</td></tr> <tr><td>283</td><td>Dillan Dove</td></tr> </tbody> </table>	Scratch Series	Scratch Series	506	Ryan Kammer	470	Gavin Garza	375	Ryder Scarborough	341	Liam Follmer	338	Blake Gilbert	283	Dillan Dove																
Scratch Game	Scratch Series																																													
210	Ryan Kammer																																													
181	Gavin Garza																																													
145	Ryder Scarborough																																													
135	Liam Follmer																																													
121	Dillan Dove																																													
116	Blake Gilbert																																													
Scratch Series	Scratch Series																																													
506	Ryan Kammer																																													
470	Gavin Garza																																													
375	Ryder Scarborough																																													
341	Liam Follmer																																													
338	Blake Gilbert																																													
283	Dillan Dove																																													
<i>6th Grade Girls</i>																																														
Girls	<table border="1"> <thead> <tr> <th>Scratch Game</th> <th>Scratch Series</th> </tr> </thead> <tbody> <tr><td>175</td><td>Eva Grover</td></tr> <tr><td>173</td><td>Adalyn Hedrick</td></tr> <tr><td>142</td><td>Chloie Sloma</td></tr> <tr><td>130</td><td>Victoria Cecoi</td></tr> <tr><td>128</td><td>Meg Bretana</td></tr> <tr><td>111</td><td>Ava Meyer</td></tr> <tr><td>111</td><td>Lillianna Alvarez</td></tr> <tr><td>89</td><td>Lucy Keith</td></tr> </tbody> </table>	Scratch Game	Scratch Series	175	Eva Grover	173	Adalyn Hedrick	142	Chloie Sloma	130	Victoria Cecoi	128	Meg Bretana	111	Ava Meyer	111	Lillianna Alvarez	89	Lucy Keith	<table border="1"> <thead> <tr> <th>Scratch Series</th> <th>Scratch Series</th> </tr> </thead> <tbody> <tr><td>458</td><td>Eva Grover</td></tr> <tr><td>395</td><td>Adalyn Hedrick</td></tr> <tr><td>371</td><td>Chloie Sloma</td></tr> <tr><td>350</td><td>Victoria Cecoi</td></tr> <tr><td>314</td><td>Meg Bretana</td></tr> <tr><td>308</td><td>Ava Meyer</td></tr> <tr><td>294</td><td>Lillianna Alvarez</td></tr> <tr><td>231</td><td>Lucy Keith</td></tr> </tbody> </table>	Scratch Series	Scratch Series	458	Eva Grover	395	Adalyn Hedrick	371	Chloie Sloma	350	Victoria Cecoi	314	Meg Bretana	308	Ava Meyer	294	Lillianna Alvarez	231	Lucy Keith								
Scratch Game	Scratch Series																																													
175	Eva Grover																																													
173	Adalyn Hedrick																																													
142	Chloie Sloma																																													
130	Victoria Cecoi																																													
128	Meg Bretana																																													
111	Ava Meyer																																													
111	Lillianna Alvarez																																													
89	Lucy Keith																																													
Scratch Series	Scratch Series																																													
458	Eva Grover																																													
395	Adalyn Hedrick																																													
371	Chloie Sloma																																													
350	Victoria Cecoi																																													
314	Meg Bretana																																													
308	Ava Meyer																																													
294	Lillianna Alvarez																																													
231	Lucy Keith																																													
<i>6th Grade Boys</i>																																														
Boys	<table border="1"> <thead> <tr> <th>Scratch Game</th> <th>Scratch Series</th> </tr> </thead> <tbody> <tr><td>244</td><td>Elliott Stadler</td></tr> <tr><td>224</td><td>Michael Moyers</td></tr> <tr><td>210</td><td>Michael Miller</td></tr> <tr><td>176</td><td>Max Schmidt</td></tr> <tr><td>162</td><td>Bryce Garvey</td></tr> <tr><td>158</td><td>Ryan Warren</td></tr> <tr><td>155</td><td>Samuel Zumbrun</td></tr> <tr><td>145</td><td>Nathan Fasshauer</td></tr> <tr><td>130</td><td>Julian Lupian</td></tr> <tr><td>128</td><td>Emerick Anthony</td></tr> </tbody> </table>	Scratch Game	Scratch Series	244	Elliott Stadler	224	Michael Moyers	210	Michael Miller	176	Max Schmidt	162	Bryce Garvey	158	Ryan Warren	155	Samuel Zumbrun	145	Nathan Fasshauer	130	Julian Lupian	128	Emerick Anthony	<table border="1"> <thead> <tr> <th>Scratch Series</th> <th>Scratch Series</th> </tr> </thead> <tbody> <tr><td>625</td><td>Elliott Stadler</td></tr> <tr><td>540</td><td>Michael Miller</td></tr> <tr><td>515</td><td>Michael Moyers</td></tr> <tr><td>408</td><td>Ryan Warren</td></tr> <tr><td>405</td><td>Bryce Garvey</td></tr> <tr><td>405</td><td>Samuel Zumbrun</td></tr> <tr><td>359</td><td>Max Schmidt</td></tr> <tr><td>322</td><td>Nathan Fasshauer</td></tr> <tr><td>319</td><td>Emerick Anthony</td></tr> <tr><td>315</td><td>Julian Lupian</td></tr> </tbody> </table>	Scratch Series	Scratch Series	625	Elliott Stadler	540	Michael Miller	515	Michael Moyers	408	Ryan Warren	405	Bryce Garvey	405	Samuel Zumbrun	359	Max Schmidt	322	Nathan Fasshauer	319	Emerick Anthony	315	Julian Lupian
Scratch Game	Scratch Series																																													
244	Elliott Stadler																																													
224	Michael Moyers																																													
210	Michael Miller																																													
176	Max Schmidt																																													
162	Bryce Garvey																																													
158	Ryan Warren																																													
155	Samuel Zumbrun																																													
145	Nathan Fasshauer																																													
130	Julian Lupian																																													
128	Emerick Anthony																																													
Scratch Series	Scratch Series																																													
625	Elliott Stadler																																													
540	Michael Miller																																													
515	Michael Moyers																																													
408	Ryan Warren																																													
405	Bryce Garvey																																													
405	Samuel Zumbrun																																													
359	Max Schmidt																																													
322	Nathan Fasshauer																																													
319	Emerick Anthony																																													
315	Julian Lupian																																													
<i>7th Grade Girls</i>																																														
Girls	<table border="1"> <thead> <tr> <th>Scratch Game</th> <th>Scratch Series</th> </tr> </thead> <tbody> <tr><td>259</td><td>Bree Ciesielski</td></tr> <tr><td>236</td><td>Trinity Adler</td></tr> <tr><td>223</td><td>Josephina Clasen</td></tr> <tr><td>218</td><td>Ireland Quinn</td></tr> <tr><td>208</td><td>Josephine Kresno</td></tr> <tr><td>205</td><td>Lauren Vincent</td></tr> <tr><td>195</td><td>Leah Ratz</td></tr> <tr><td>177</td><td>Corrine Oswald</td></tr> <tr><td>171</td><td>Serena Galvas</td></tr> <tr><td>170</td><td>Sophia Beller</td></tr> </tbody> </table>	Scratch Game	Scratch Series	259	Bree Ciesielski	236	Trinity Adler	223	Josephina Clasen	218	Ireland Quinn	208	Josephine Kresno	205	Lauren Vincent	195	Leah Ratz	177	Corrine Oswald	171	Serena Galvas	170	Sophia Beller	<table border="1"> <thead> <tr> <th>Scratch Series</th> <th>Scratch Series</th> </tr> </thead> <tbody> <tr><td>673</td><td>Bree Ciesielski</td></tr> <tr><td>624</td><td>Josephina Clasen</td></tr> <tr><td>576</td><td>Lauren Vincent</td></tr> <tr><td>565</td><td>Josephine Kresno</td></tr> <tr><td>522</td><td>Ireland Quinn</td></tr> <tr><td>507</td><td>Trinity Adler</td></tr> <tr><td>485</td><td>Corrine Oswald</td></tr> <tr><td>446</td><td>Leah Ratz</td></tr> <tr><td>407</td><td>Serena Galvas</td></tr> <tr><td>395</td><td>Sophia Beller</td></tr> </tbody> </table>	Scratch Series	Scratch Series	673	Bree Ciesielski	624	Josephina Clasen	576	Lauren Vincent	565	Josephine Kresno	522	Ireland Quinn	507	Trinity Adler	485	Corrine Oswald	446	Leah Ratz	407	Serena Galvas	395	Sophia Beller
Scratch Game	Scratch Series																																													
259	Bree Ciesielski																																													
236	Trinity Adler																																													
223	Josephina Clasen																																													
218	Ireland Quinn																																													
208	Josephine Kresno																																													
205	Lauren Vincent																																													
195	Leah Ratz																																													
177	Corrine Oswald																																													
171	Serena Galvas																																													
170	Sophia Beller																																													
Scratch Series	Scratch Series																																													
673	Bree Ciesielski																																													
624	Josephina Clasen																																													
576	Lauren Vincent																																													
565	Josephine Kresno																																													
522	Ireland Quinn																																													
507	Trinity Adler																																													
485	Corrine Oswald																																													
446	Leah Ratz																																													
407	Serena Galvas																																													
395	Sophia Beller																																													
<i>7th Grade Boys</i>																																														
Boys	<table border="1"> <thead> <tr> <th>Scratch Game</th> <th>Scratch Series</th> </tr> </thead> <tbody> <tr><td>279</td><td>Gepson Matthes</td></tr> <tr><td>266</td><td>Kody Coppinger</td></tr> <tr><td>259</td><td>Cameron Coursel</td></tr> <tr><td>228</td><td>Cooper Barnes</td></tr> <tr><td>199</td><td>Chase Mattull</td></tr> <tr><td>197</td><td>Karter Shores</td></tr> <tr><td>189</td><td>Cade Phillips</td></tr> <tr><td>170</td><td>Gavyn Schultz</td></tr> <tr><td>168</td><td>Jason Kern Jr</td></tr> <tr><td>167</td><td>Daniel Mika</td></tr> </tbody> </table>	Scratch Game	Scratch Series	279	Gepson Matthes	266	Kody Coppinger	259	Cameron Coursel	228	Cooper Barnes	199	Chase Mattull	197	Karter Shores	189	Cade Phillips	170	Gavyn Schultz	168	Jason Kern Jr	167	Daniel Mika	<table border="1"> <thead> <tr> <th>Scratch Series</th> <th>Scratch Series</th> </tr> </thead> <tbody> <tr><td>644</td><td>Gepson Matthes</td></tr> <tr><td>619</td><td>Kody Coppinger</td></tr> <tr><td>599</td><td>Cameron Coursel</td></tr> <tr><td>583</td><td>Cooper Barnes</td></tr> <tr><td>506</td><td>Chase Mattull</td></tr> <tr><td>502</td><td>Karter Shores</td></tr> <tr><td>439</td><td>Jason Kern Jr</td></tr> <tr><td>437</td><td>Cade Phillips</td></tr> <tr><td>425</td><td>Blake Barenthin</td></tr> <tr><td>372</td><td>Gavyn Schultz</td></tr> </tbody> </table>	Scratch Series	Scratch Series	644	Gepson Matthes	619	Kody Coppinger	599	Cameron Coursel	583	Cooper Barnes	506	Chase Mattull	502	Karter Shores	439	Jason Kern Jr	437	Cade Phillips	425	Blake Barenthin	372	Gavyn Schultz
Scratch Game	Scratch Series																																													
279	Gepson Matthes																																													
266	Kody Coppinger																																													
259	Cameron Coursel																																													
228	Cooper Barnes																																													
199	Chase Mattull																																													
197	Karter Shores																																													
189	Cade Phillips																																													
170	Gavyn Schultz																																													
168	Jason Kern Jr																																													
167	Daniel Mika																																													
Scratch Series	Scratch Series																																													
644	Gepson Matthes																																													
619	Kody Coppinger																																													
599	Cameron Coursel																																													
583	Cooper Barnes																																													
506	Chase Mattull																																													
502	Karter Shores																																													
439	Jason Kern Jr																																													
437	Cade Phillips																																													
425	Blake Barenthin																																													
372	Gavyn Schultz																																													
<i>8th Grade Girls</i>																																														
Girls	<table border="1"> <thead> <tr> <th>Scratch Game</th> <th>Scratch Series</th> </tr> </thead> <tbody> <tr><td>244</td><td>Mya Grover</td></tr> <tr><td>225</td><td>Kylie Quinn</td></tr> <tr><td>215</td><td>Emma Meier</td></tr> <tr><td>183</td><td>Alyssa Coyle</td></tr> <tr><td>179</td><td>Ava Hedrick</td></tr> <tr><td>129</td><td>Makayla Bunchek</td></tr> </tbody> </table>	Scratch Game	Scratch Series	244	Mya Grover	225	Kylie Quinn	215	Emma Meier	183	Alyssa Coyle	179	Ava Hedrick	129	Makayla Bunchek	<table border="1"> <thead> <tr> <th>Scratch Series</th> <th>Scratch Series</th> </tr> </thead> <tbody> <tr><td>564</td><td>Kylie Quinn</td></tr> <tr><td>555</td><td>Emma Meier</td></tr> <tr><td>518</td><td>Mya Grover</td></tr> <tr><td>460</td><td>Alyssa Coyle</td></tr> <tr><td>391</td><td>Ava Hedrick</td></tr> <tr><td>298</td><td>Makayla Bunchek</td></tr> </tbody> </table>	Scratch Series	Scratch Series	564	Kylie Quinn	555	Emma Meier	518	Mya Grover	460	Alyssa Coyle	391	Ava Hedrick	298	Makayla Bunchek																
Scratch Game	Scratch Series																																													
244	Mya Grover																																													
225	Kylie Quinn																																													
215	Emma Meier																																													
183	Alyssa Coyle																																													
179	Ava Hedrick																																													
129	Makayla Bunchek																																													
Scratch Series	Scratch Series																																													
564	Kylie Quinn																																													
555	Emma Meier																																													
518	Mya Grover																																													
460	Alyssa Coyle																																													
391	Ava Hedrick																																													
298	Makayla Bunchek																																													

Friday 5:00 pm

Hobart Lanes

Lanes 1 - 32

	Scratch Game			Scratch Series		
<i>8th Grade Boys</i>						
	Scratch Game			Scratch Series		
Boys	290	Bryson Clark		679	Bryson Clark	
	266	Blake Clinton		667	Gabe Munsie	
	265	Gabe Munsie		659	Blake Clinton	
	247	Maddox Cuson		625	Maddox Cuson	
	236	Nick Wright		585	Larry Williams III	
	234	Larry Williams III		572	Nick Wright	
	224	Gavin Jackson-Engle		570	Chandler Fisher	
	223	Ben Vulpitta		538	Ben Vulpitta	
	218	Chandler Fisher		535	Gavin Jackson-Engle	
	217	Zayden Wilhelm		496	Grant Navarro	

Most Improved Average

<i>5th Grade Girls</i>																
Girls	81	to	93.61	=+12.61	Lorelei Loving	131	to	133.61	= +2.61	Sophia Kuckie	149	to	133.05	= -15.95	Reese Rheinholtz	
<i>5th Grade Boys</i>																
Boys	79	to	87.38	= +8.38	Blake Gilbert	133	to	140.00	= +7.00	Gavin Garza	158	to	160.26	= +2.26	Ryan Kammer	
<i>6th Grade Girls</i>																
Girls	85	to	97.74	=+12.74	Victoria Cecoi	61	to	72.15	=+11.15	Meg Bretana	104	to	113.57	= +9.57	Adalyn Hedrick	
<i>6th Grade Boys</i>																
Boys	126	to	134.87	= +8.87	Michael Moyers	63	to	71.57	= +8.57	Tyler Eich	100	to	108.40	= +8.40	Samuel Zumbrun	
<i>7th Grade Girls</i>																
Girls	162	to	185.30	=+23.30	Bree Ciesielski	116	to	125.70	= +9.70	Leah Ratz	94	to	101.57	= +7.57	Madison Terry	
<i>7th Grade Boys</i>																
Boys	133	to	146.70	=+13.70	Chase Mattull	172	to	182.65	=+10.65	Cameron Coursel	67	to	77.43	=+10.43	Zack Meyer	
<i>8th Grade Girls</i>																
Girls	159	to	167.26	= +8.26	Kylie Quinn	151	to	153.91	= +2.91	Emma Meier	151	to	150.87	= -0.13	Mya Grover	
<i>8th Grade Boys</i>																
Boys	123	to	137.30	=+14.30	Daniel Anthony	112	to	123.48	=+11.48	Wyatt Kreiger	163	to	171.17	= +8.17	Chandler Fisher	

Team Rosters

Name	True Average	Pins	Gms	-1-	-2-	-3-	Total	High		To Raise Avg +1	To Drop Avg -1	150's	175's	200's	Most Improved	
								Game	Sers						Avg	+/-
1 - Cressmoor																
Corrine Oswald	146.26	3364	23	165	147	173	485	177	485	458	431	7	1	--	146	+0.26
Reese Lucas	149.67	1796	12				0	176	504	454	438	5	1	--	144	+5.67
Trinity Adler	157.39	3620	23	178	148	178	504	236	507	488	461	2	7	2	162	-4.61
Bryce Garvey	119.48	2748	23	135	113	150	398	162	405	372	345	3	--	--	114	+5.48
2 - Inmans Tues 1																
Ryan Kammer	160.26	3686	23	143	151	204	498	210	506	500	473	10	2	4	158	+2.26
Gavin Garza	140.00	3220	23	149	181	140	470	181	470	446	419	3	2	--	133	+7.00
Emerick Anthony	91.70	1834	20				0	128	319	282	258	--	--	--	85	+6.70
Colton Peterich	94.00	846	9				0	116	259	294	281	--	--	--		
Nathan Fasshauer	102.09	2348	23	106	90	85	281	145	322	330	303	--	--	--	105	-2.91
Elliott Stadler	178.57	4107	23	125	171	215	511	244	625	547	520	7	5	6	179	-0.43
Julian Lupian	95.15	1903	20				0	130	315	305	281	--	--	--	97	-1.85
Creed Kingrey	82.96	1908	23	84	106	100	290	119	290	250	223	--	--	--	82	+0.96
Samuel Zumbrun	108.40	2168	20	113	137	155	405	155	405	339	315	1	--	--	100	+8.40
3 - Inmans Tues 2																
Sophia Kuckie	133.61	3073	23	122	151	124	397	182	452	411	384	1	3	--	131	+2.61
Ava Meyer	75.27	1656	22	107	104	97	308	111	308	244	218	--	--	--	66	+9.27
Elizabeth Hopkins	72.19	1155	16	59	54	54	167	98	255	232	212	--	--	--	70	+2.19
Meg Bretana	72.15	1443	20	110	76	128	314	128	314	236	212	--	--	--	61	+11.15
Selena Loza	78.80	1182	15				0	125	252	240	221	--	--	--	79	-0.20
Nina Weeks	79.00	1422	18	159	112	96	367	159	367	258	236	1	--	--	62	+17.00
Bree Ciesielski	185.30	4262	23	183	176	259	618	259	673	574	547	6	6	7	162	+23.30
Kylie Quinn	167.26	3847	23	209	189	148	546	225	564	521	494	7	8	2	159	+8.26

Friday 5:00 pm

Hobart Lanes

Lanes 1 - 32

Name	True Average	Pins	Gms	-1-	-2-	-3-	Total	High Game	High Sers	To Raise Avg +1	To Drop Avg -1	150's	175's	200's	Most Improved	
															Avg	+/-
4 - Inmans Tues 3																
Elise Engels	110.89	998	9				0	138	355	334	321	--	--	--		
Josephine Kresno	166.87	3838	23	162	151	177	490	208	565	504	477	6	9	2	177	-10.13
Ireland Quinn	157.96	3633	23	117	139	174	430	218	522	475	448	7	5	1	164	-6.04
Mason Bremer	119.00	2023	17				0	180	433	377	356	1	1	--	116	+3.00
Gavyn Schultz	120.22	2765	23	104	113	130	347	170	372	381	354	1	--	--	126	-5.78
Gepson Matthes	196.48	4519	23	212	154	205	571	279	644	603	576	6	5	11	201	-4.52
Daniel Anthony	137.30	2746	20				0	181	472	428	404	6	1	--	123	+14.30
Evan Plazola	64.29	1093	17	73	58	72	203	83	203	207	186	--	--	--	61	+3.29
Maddox Cuson	171.60	3432	20				0	247	625	524	500	8	3	4	181	-9.40
5 - Inmans Thurs 1																
Alyssa Coyle	139.70	3213	23	135	136	136	407	183	460	427	400	6	1	--	159	-19.30
Ariana Shilling	88.86	1244	14	84			84	107	288	269	251	--	--	--	92	-3.14
Evelyn Grayam	100.61	1811	18				0	132	317	310	288	--	--	--	101	-0.39
Eva Grover	133.00	3059	23	103	154	102	359	175	458	425	398	4	1	--	127	+6.00
Mya Grover	150.87	3470	23	154	118	244	516	244	518	456	429	8	--	3	151	-0.13
Blake Clinton	186.70	4294	23	199	266	194	659	266	659	568	541	4	11	6	185	+1.70
Brendyn Bara	164.94	2804	17				0	211	486	496	475	6	5	1	167	-2.06
6 - Inmans Thurs 2																
Makenna Morales	168.15	2186	13	124	148	122	394	218	598	518	501	1	3	3	179	-10.85
Wyatt Kreiger	123.48	2840	23	89	160	135	384	164	437	384	357	3	--	--	112	+11.48
Daniel Mika	99.25	1985	20	86	107	101	294	167	328	315	291	1	--	--	96	+3.25
Jacob Kreiger	117.00	2691	23	105	90	117	312	178	449	377	350	1	1	--	133	-16.00
Jason Kern Jr	131.35	3021	23	164	117	158	439	168	439	411	384	5	--	--	137	-5.65
Michael Sopko	116.35	2676	23	126	106	161	393	161	393	366	339	2	--	--	113	+3.35
7 - Hobart 1																
Josephina Clasen	188.39	4333	23	201	175	179	555	223	624	581	554	5	12	6	191	-2.61
Emma Meier	153.91	3540	23	136	129	168	433	215	555	464	437	4	6	1	151	+2.91
Lauren Vincent	168.17	3868	23	176	195	146	517	205	576	526	499	7	8	2	162	+6.17
Natalia Betts	90.14	1893	21	108	49	102	259	148	367	291	266	--	--	--	99	-8.86
Alaina Ault	128.41	2183	17	99	119	132	350	176	437	397	376	--	1	--	133	-4.59
Sophia Beller	124.83	2871	23	114	104	113	331	170	395	379	352	4	--	--	127	-2.17
Sophia Henslee	101.91	1121	11				0	142	345	307	292	--	--	--	100	+1.91
Chloie Sloma	94.05	1975	21	87	89	92	268	142	371	305	280	--	--	--	106	-11.95
8 - Hobart 2																
Rylie Meier-Harrington	113.60	1704	15				0	158	401	348	329	2	--	--	118	-4.40
Makayla Buncek	88.65	2039	23	78	80	114	272	129	298	275	248	--	--	--	89	-0.35
Madison Terry	101.57	2336	23	133	107	108	348	152	348	316	289	1	--	--	94	+7.57
Lucy Keith	72.22	1661	23	55	73	72	200	89	231	237	210	--	--	--	71	+1.22
Victoria Cecoi	97.74	2248	23	118	103	112	333	130	350	300	273	--	--	--	85	+12.74
Lorelei Loving	93.61	2153	23	113	104	148	365	148	365	291	264	--	--	--	81	+12.61
Olivia Strong	83.04	1910	23	92	90	80	262	106	282	274	247	--	--	--	76	+7.04
Isis Brown	43.14	302	7				0	82	125	138	127	--	--	--		
Krystal Crouch	42.33	127	3				0	49	127	131	124	--	--	--		
9 - Hobart 3																
Bryson Clark	202.96	4668	23	167	139	179	485	290	679	610	583	3	7	12	206	-3.04
Gabe Munsie	196.96	4530	23	235	191	194	620	265	667	592	565	4	7	10	208	-11.04
Larry Williams III	180.39	4149	23	179	164	234	577	234	585	557	530	5	12	4	179	+1.39
Ben Vulpitta	168.00	3864	23	171	190	156	517	223	538	530	503	7	8	2	165	+3.00
Austin Schulz	163.94	2787	17	155	172	158	485	209	530	493	472	6	5	1	159	+4.94
Cooper Barnes	170.00	3910	23	173	147	137	457	228	583	536	509	6	7	3	166	+4.00
Kody Coppinger	175.04	4026	23	177	148	166	491	266	619	550	523	10	8	2	172	+3.04
Grant Navarro	152.80	3056	20	150	135	164	449	203	496	463	439	11	1	1	149	+3.80
Michael Miller	148.96	3426	23	87	123	135	345	210	540	448	421	9	3	1	149	-0.04

Friday 5:00 pm

Hobart Lanes

Lanes 1 - 32

Name	True Average	Pins	Gms	-1-	-2-	-3-	Total	High Game	High Sers	To Raise Avg +1	To Drop Avg -1	150's	175's	200's	Most Improved	
															Avg	+/-
10 - Hobart 4																
Dylan Fox	136.12	2314	17				0	165	470	426	405	5	--	--	126	+10.12
Ryan Warren	129.75	2595	20	144	112	144	400	158	408	395	371	1	--	--	126	+3.75
Chase Mattull	146.70	3374	23	119	181	161	461	199	506	448	421	9	3	--	133	+13.70
Travis Neace	145.79	2770	19	163	153	207	523	207	523	442	419	5	--	2	130	+15.79
Jordan Fecarotta	116.29	1977	17				0	153	397	363	342	1	--	--	114	+2.29
Michael Moyers	134.87	3102	23	171	153	191	515	224	515	408	381	3	2	1	126	+8.87
Tyler Gething	144.20	2884	20	103	148	146	397	204	493	451	427	4	2	1	149	-4.80
Zayden Wilhelm	141.10	2822	20	101	149	126	376	217	495	444	420	4	1	2	139	+2.10
Tyler Eich	71.57	1503	21	103	78	64	245	105	295	225	200	--	--	--	63	+8.57
11 - Hobart 5																
Xander Bowden	104.40	2088	20	79	96	82	257	169	384	327	303	1	--	--	100	+4.40
Samuel Mooney	74.55	1491	20	57	54	40	151	117	230	234	210	--	--	--	81	-6.45
Blake Gilbert	87.38	1835	21	79	96	82	257	116	338	277	252	--	--	--	79	+8.38
James Ault	74.00	1258	17	63	46	72	181	116	264	242	221	--	--	--	79	-5.00
Mason Traylor	87.61	2015	23	82	76	98	256	122	294	273	246	--	--	--	89	-1.39
Ryan O'Connor	77.48	1782	23	76	68	112	256	112	260	246	219	--	--	--	72	+5.48
Isiah Hope	73.10	1535	21	63	75	66	204	112	260	241	216	--	--	--	69	+4.10
Graham Harrell	53.39	961	18	51	78	99	228	99	228	173	151	--	--	--	46	+7.39
Gambit Estevez	55.85	1117	20	80	51	31	162	81	186	171	147	--	--	--	56	-0.15
12 - Casey's 1																
Ryder Scarborough	109.14	2401	22	145	120	110	375	145	375	349	323	--	--	--	107	+2.14
Dillan Dove	86.65	1733	20	75	108	100	283	121	283	268	244	--	--	--	85	+1.65
Reese Rheinholtz	133.05	2794	21	128	137	123	388	187	420	422	397	5	1	--	149	-15.95
Vance Snyder	85.87	1975	23	64	72	67	203	127	314	261	234	--	--	--	88	-2.13
Adalyn Hedrick	113.57	2612	23	108	85	163	356	173	395	352	325	2	--	--	104	+9.57
Evan Ulrich	85.48	1966	23	69	77	81	227	133	340	270	243	--	--	--	96	-10.52
Karter Shores	148.91	3425	23	146	167	189	502	197	502	449	422	6	4	--	146	+2.91
Leah Ratz	125.70	2891	23	190	158	98	446	195	446	385	358	3	2	--	116	+9.70
13 - Casey's 2																
Blake Barenthin	121.00	2783	23	122	104	119	345	145	425	389	362	--	--	--	116	+5.00
Cade Phillips	140.17	3224	23	129	155	139	423	189	437	442	415	6	1	--	138	+2.17
Cayden Pierce	104.10	2082	20				0	160	354	333	309	1	--	--	107	-2.90
Zack Meyer	77.43	1781	23	88	69	70	227	129	297	247	220	--	--	--	67	+10.43
Serena Galvas	110.91	2551	23	90	82	76	248	171	407	335	308	3	--	--	122	-11.09
Nick Wright	173.65	3994	23	211	160	172	543	236	572	530	503	11	2	6	172	+1.65
Chandler Fisher	171.17	3937	23	126	159	155	440	218	570	535	508	5	10	2	163	+8.17
Cameron Coursel	182.65	4201	23	159	259	131	549	259	599	557	530	6	7	7	172	+10.65
14 - Casey's 3																
Ava Hedrick	132.55	2651	20				0	179	391	408	384	3	1	--	141	-8.45
Vaughn Snyder	144.74	3329	23	164	157	148	469	181	493	441	414	8	4	--	143	+1.74
Gavin Jackson-Engle	140.83	3239	23	129	150	121	400	224	535	427	400	4	1	1	136	+4.83
Emma Ulrich	73.48	1543	21	89	77	80	246	96	252	233	208	--	--	--	75	-1.52
Mason Dudley	155.00	2480	16	142	138	151	431	195	514	484	464	7	3	--	159	-4.00
Liam Follmer	100.62	2113	21	121	104	100	325	135	341	311	286	--	--	--	102	-1.38
15 - City Lanes																
Lillianna Alvarez	85.43	1965	23	90	87	104	281	111	294	271	244	--	--	--	80	+5.43
Max Schmidt	114.35	2630	23	90	106	147	343	176	359	360	333	--	1	--	125	-10.65
Erik Smith	93.83	2158	23	99	92	103	294	142	303	286	259	--	--	--	89	+4.83
Amaya Yahramatter	82.95	1576	19	73	99	66	238	115	304	250	227	--	--	--	77	+5.95
Noah Osowski	66.83	1203	18	56	52	54	162	115	220	204	182	--	--	--	69	-2.17
Jocelyn Blasio	70.18	1193	17	66	80		146	84	229	227	206	--	--	--	72	-1.82
16 - Team 16																
17 - Team 17																
18 - Team 18																
19 - Team 19																
20 - Team 20																
21 - Team 21																

2024 Lakeshore IMSB Travel League

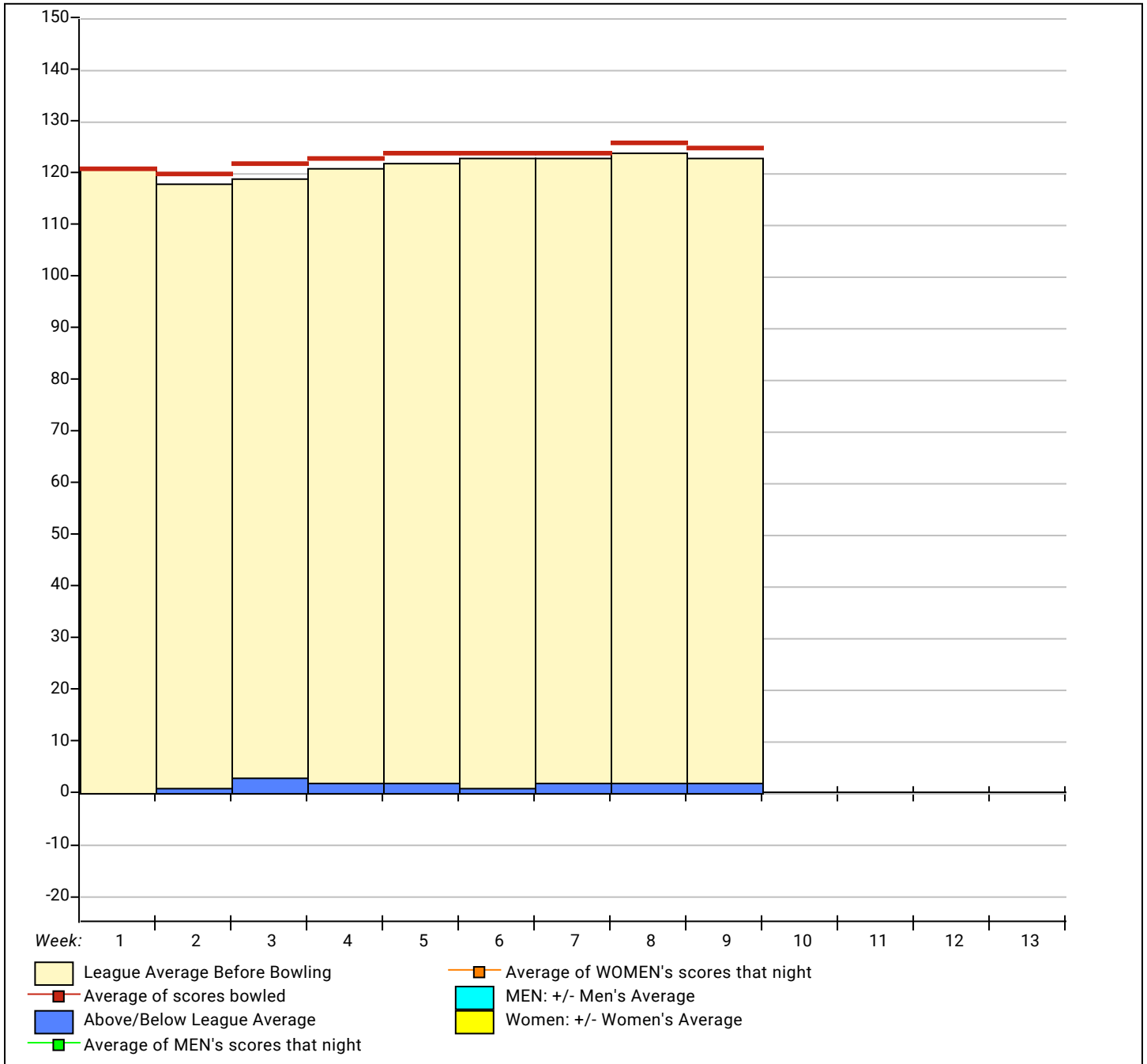
Friday 5:00 pm

Hobart Lanes

Lanes 1 - 32

Name	True	Pins	Gms	-1-	-2-	-3-	Total	High	High	To Raise	To Drop	150's	175's	200's	Most Improved		
	Average							Game	Sers	Avg +1	Avg -1				Avg	+/-	
22 - Team 22																	
23 - Team 23																	
24 - Team 24																	
25 - Team 25																	
26 - Team 26																	
27 - Team 27																	
28 - Team 28																	
29 - Team 29																	
30 - Team 30																	
31 - Team 31																	
32 - Team 32																	

League Average Week-by-Week



Men & Women, Left & Right Handed Statistics

Unless designated left handed, bowlers are considered right handed.

	Over All	M-Rt	M-Left	W-Rt	W-Left
How many people bowled	96	0	0	0	0
Number of games bowled	285	0	0	0	0
Actual average of week's scores	124.63	0.00	0.00	0.00	0.00
How many games above average	138	0	0	0	0
How many games below average	142	0	0	0	0
Pins above/below average per game	2.18	0.00	0.00	0.00	0.00
How many people raised average	48	--	--	--	--
by this amount	2.22	0.00	0.00	0.00	0.00
How many people went down	48	--	--	--	--
by this amount	-1.89	0.00	0.00	0.00	0.00
League average before bowling	122.54	0.00	0.00	0.00	0.00
League average after bowling	122.71	0.00	0.00	0.00	0.00
Change in league average	0.17	0.00	0.00	0.00	0.00

Lanes 1 - 32

Hobart Lanes

Friday 5:00 pm

Alphabetical List of All Members of This League

	Name	True Average	Pins	Gms	High Game	High Sers	-1-	-2-	-3-	Total	Division	Team Name
1	Trinity Adler	157.39	3620	23	236	507	178	148	178	504	7th Grade Girls	Cressmoor
2	Lillianna Alvarez	85.43	1965	23	111	294	90	87	104	281	6th Grade Girls	City Lanes
3	Daniel Anthony	137.30	2746	20	181	472				0	8th Grade Boys	Inmans Tues 3
4	Emerick Anthony	91.70	1834	20	128	319				0	6th Grade Boys	Inmans Tues 1
5	Alaina Ault	128.41	2183	17	176	437	99	119	132	350	7th Grade Girls	Hobart 1
6	James Ault	74.00	1258	17	116	264	63	46	72	181	5th Grade Boys	Hobart 5
7	Brendyn Bara	164.94	2804	17	211	486				0	8th Grade Boys	Inmans Thurs 1
8	Blake Barenthin	121.00	2783	23	145	425	122	104	119	345	7th Grade Boys	Casey's 2
9	Cooper Barnes	170.00	3910	23	228	583	173	147	137	457	7th Grade Boys	Hobart 3
10	Sophia Beller	124.83	2871	23	170	395	114	104	113	331	7th Grade Girls	Hobart 1
11	Natalia Betts	90.14	1893	21	148	367	108	49	102	259	7th Grade Girls	Hobart 1
12	Jocelyn Blasio	70.18	1193	17	84	229	66	80		146	6th Grade Girls	City Lanes
13	Xander Bowden	104.40	2088	20	169	384	79	96	82	257	8th Grade Boys	Hobart 5
14	Mason Bremer	119.00	2023	17	180	433				0	7th Grade Boys	Inmans Tues 3
15	Meg Bretana	72.15	1443	20	128	314	110	76	128	314	6th Grade Girls	Inmans Tues 2
16	Isis Brown	43.14	302	7	82	125				0	5th Grade Girls	Hobart 2
17	Makayla Bunchek	88.65	2039	23	129	298	78	80	114	272	8th Grade Girls	Hobart 2
18	Victoria Cecoi	97.74	2248	23	130	350	118	103	112	333	6th Grade Girls	Hobart 2
19	Bree Ciesielski	185.30	4262	23	259	673	183	176	259	618	7th Grade Girls	Inmans Tues 2
20	Bryson Clark	202.96	4668	23	290	679	167	139	179	485	8th Grade Boys	Hobart 3
21	Josephina Clasen	188.39	4333	23	223	624	201	175	179	555	7th Grade Girls	Hobart 1
22	Blake Clinton	186.70	4294	23	266	659	199	266	194	659	8th Grade Boys	Inmans Thurs 1
23	Kody Coppinger	175.04	4026	23	266	619	177	148	166	491	7th Grade Boys	Hobart 3
24	Cameron Coursel	182.65	4201	23	259	599	159	259	131	549	7th Grade Boys	Casey's 2
25	Alyssa Coyle	139.70	3213	23	183	460	135	136	136	407	8th Grade Girls	Inmans Thurs 1
26	Krystal Crouch	42.33	127	3	49	127				0	8th Grade Girls	Hobart 2
27	Maddox Cuson	171.60	3432	20	247	625				0	8th Grade Boys	Inmans Tues 3
28	Dillan Dove	86.65	1733	20	121	283	75	108	100	283	5th Grade Boys	Casey's 1
29	Mason Dudley	155.00	2480	16	195	514	142	138	151	431	6th Grade Boys	Casey's 3
30	Tyler Eich	71.57	1503	21	105	295	103	78	64	245	6th Grade Boys	Hobart 4
31	Elise Engels	110.89	998	9	138	355				0	7th Grade Girls	Inmans Tues 3
32	Gambit Estevez	55.85	1117	20	81	186	80	51	31	162	6th Grade Boys	Hobart 5
33	Nathan Fasshauer	102.09	2348	23	145	322	106	90	85	281	6th Grade Boys	Inmans Tues 1
34	Jordan Fecarotta	116.29	1977	17	153	397				0	6th Grade Boys	Hobart 4
35	Chandler Fisher	171.17	3937	23	218	570	126	159	155	440	8th Grade Boys	Casey's 2
36	Liam Follmer	100.62	2113	21	135	341	121	104	100	325	5th Grade Boys	Casey's 3
37	Dylan Fox	136.12	2314	17	165	470				0	5th Grade Boys	Hobart 4
38	Serena Galvas	110.91	2551	23	171	407	90	82	76	248	7th Grade Girls	Casey's 2
39	Bryce Garvey	119.48	2748	23	162	405	135	113	150	398	6th Grade Boys	Cressmoor
40	Gavin Garza	140.00	3220	23	181	470	149	181	140	470	5th Grade Boys	Inmans Tues 1
41	Tyler Gething	144.20	2884	20	204	493	103	148	146	397	8th Grade Boys	Hobart 4
42	Blake Gilbert	87.38	1835	21	116	338	79	96	82	257	5th Grade Boys	Hobart 5
43	Evelyn Grayam	100.61	1811	18	132	317				0	7th Grade Girls	Inmans Thurs 1
44	Eva Grover	133.00	3059	23	175	458	103	154	102	359	6th Grade Girls	Inmans Thurs 1
45	Mya Grover	150.87	3470	23	244	518	154	118	244	516	8th Grade Girls	Inmans Thurs 1
46	Graham Harrell	53.39	961	18	99	228	51	78	99	228	5th Grade Boys	Hobart 5
47	Adalyn Hedrick	113.57	2612	23	173	395	108	85	163	356	6th Grade Girls	Casey's 1
48	Ava Hedrick	132.55	2651	20	179	391				0	8th Grade Girls	Casey's 3
49	Sophia Henslee	101.91	1121	11	142	345				0	7th Grade Girls	Hobart 1
50	Isiah Hope	73.10	1535	21	112	260	63	75	66	204	7th Grade Boys	Hobart 5
51	Elizabeth Hopkins	72.19	1155	16	98	255	59	54	54	167	6th Grade Girls	Inmans Tues 2
52	Gavin Jackson-Engle	140.83	3239	23	224	535	129	150	121	400	8th Grade Boys	Casey's 3
53	Ryan Kammer	160.26	3686	23	210	506	143	151	204	498	5th Grade Boys	Inmans Tues 1
54	Lucy Keith	72.22	1661	23	89	231	55	73	72	200	6th Grade Girls	Hobart 2
55	Jason Kern Jr	131.35	3021	23	168	439	164	117	158	439	7th Grade Boys	Inmans Thurs 2
56	Creed Kingrey	82.96	1908	23	119	290	84	106	100	290	6th Grade Boys	Inmans Tues 1
57	Jacob Kreiger	117.00	2691	23	178	449	105	90	117	312	8th Grade Boys	Inmans Thurs 2
58	Wyatt Kreiger	123.48	2840	23	164	437	89	160	135	384	8th Grade Boys	Inmans Thurs 2
59	Josephine Kresno	166.87	3838	23	208	565	162	151	177	490	7th Grade Girls	Inmans Tues 3
60	Sophia Kuckie	133.61	3073	23	182	452	122	151	124	397	5th Grade Girls	Inmans Tues 2

2024 Lakeshore IMSB Travel League

Lanes 1 - 32

Hobart Lanes

Friday 5:00 pm

	Name	True Average	Pins	Gms	High Game	High Sers	-1-	-2-	-3-	Total	Division	Team Name
61	Lorelei Loving	93.61	2153	23	148	365	113	104	148	365	5th Grade Girls	Hobart 2
62	Selena Loza	78.80	1182	15	125	252				0	6th Grade Girls	Inmans Tues 2
63	Reese Lucas	149.67	1796	12	176	504				0	7th Grade Boys	Cressmoor
64	Julian Lupian	95.15	1903	20	130	315				0	6th Grade Boys	Inmans Tues 1
65	Gepson Matthes	196.48	4519	23	279	644	212	154	205	571	7th Grade Boys	Inmans Tues 3
66	Chase Mattull	146.70	3374	23	199	506	119	181	161	461	7th Grade Boys	Hobart 4
67	Emma Meier	153.91	3540	23	215	555	136	129	168	433	8th Grade Girls	Hobart 1
68	Rylie Meier-Harrington	113.60	1704	15	158	401				0	5th Grade Girls	Hobart 2
69	Ava Meyer	75.27	1656	22	111	308	107	104	97	308	6th Grade Girls	Inmans Tues 2
70	Zack Meyer	77.43	1781	23	129	297	88	69	70	227	7th Grade Boys	Casey's 2
71	Daniel Mika	99.25	1985	20	167	328	86	107	101	294	7th Grade Boys	Inmans Thurs 2
72	Michael Miller	148.96	3426	23	210	540	87	123	135	345	6th Grade Boys	Hobart 3
73	Samuel Mooney	74.55	1491	20	117	230	57	54	40	151	8th Grade Boys	Hobart 5
74	Makenna Morales	168.15	2186	13	218	598	124	148	122	394	8th Grade Girls	Inmans Thurs 2
75	Michael Moyers	134.87	3102	23	224	515	171	153	191	515	6th Grade Boys	Hobart 4
76	Gabe Munsie	196.96	4530	23	265	667	235	191	194	620	8th Grade Boys	Hobart 3
77	Grant Navarro	152.80	3056	20	203	496	150	135	164	449	8th Grade Boys	Hobart 3
78	Travis Neace	145.79	2770	19	207	523	163	153	207	523	7th Grade Boys	Hobart 4
79	Ryan O'Connor	77.48	1782	23	112	260	76	68	112	256	7th Grade Boys	Hobart 5
80	Noah Osowski	66.83	1203	18	115	220	56	52	54	162	7th Grade Boys	City Lanes
81	Corrine Oswald	146.26	3364	23	177	485	165	147	173	485	7th Grade Girls	Cressmoor
82	Colton Peterich	94.00	846	9	116	259				0	6th Grade Boys	Inmans Tues 1
83	Cade Phillips	140.17	3224	23	189	437	129	155	139	423	7th Grade Boys	Casey's 2
84	Cayden Pierce	104.10	2082	20	160	354				0	7th Grade Boys	Casey's 2
85	Evan Plazola	64.29	1093	17	83	203	73	58	72	203	8th Grade Boys	Inmans Tues 3
86	Ireland Quinn	157.96	3633	23	218	522	117	139	174	430	7th Grade Girls	Inmans Tues 3
87	Kylie Quinn	167.26	3847	23	225	564	209	189	148	546	8th Grade Girls	Inmans Tues 2
88	Leah Ratz	125.70	2891	23	195	446	190	158	98	446	7th Grade Girls	Casey's 1
89	Reese Rheinoltz	133.05	2794	21	187	420	128	137	123	388	5th Grade Girls	Casey's 1
90	Ryder Scarborough	109.14	2401	22	145	375	145	120	110	375	5th Grade Boys	Casey's 1
91	Max Schmidt	114.35	2630	23	176	359	90	106	147	343	6th Grade Boys	City Lanes
92	Gavyn Schultz	120.22	2765	23	170	372	104	113	130	347	7th Grade Boys	Inmans Tues 3
93	Austin Schulz	163.94	2787	17	209	530	155	172	158	485	8th Grade Boys	Hobart 3
94	Ariana Shilling	88.86	1244	14	107	288	84			84	8th Grade Girls	Inmans Thurs 1
95	Karter Shores	148.91	3425	23	197	502	146	167	189	502	7th Grade Boys	Casey's 1
96	Chloie Sloma	94.05	1975	21	142	371	87	89	92	268	6th Grade Girls	Hobart 1
97	Erik Smith	93.83	2158	23	142	303	99	92	103	294	7th Grade Boys	City Lanes
98	Vance Snyder	85.87	1975	23	127	314	64	72	67	203	6th Grade Boys	Casey's 1
99	Vaughn Snyder	144.74	3329	23	181	493	164	157	148	469	8th Grade Boys	Casey's 3
100	Michael Sopko	116.35	2676	23	161	393	126	106	161	393	8th Grade Boys	Inmans Thurs 2
101	Elliott Stadler	178.57	4107	23	244	625	125	171	215	511	6th Grade Boys	Inmans Tues 1
102	Olivia Strong	83.04	1910	23	106	282	92	90	80	262	7th Grade Girls	Hobart 2
103	Madison Terry	101.57	2336	23	152	348	133	107	108	348	7th Grade Girls	Hobart 2
104	Mason Traylor	87.61	2015	23	122	294	82	76	98	256	7th Grade Boys	Hobart 5
105	Emma Ulrich	73.48	1543	21	96	252	89	77	80	246	7th Grade Girls	Casey's 3
106	Evan Ulrich	85.48	1966	23	133	340	69	77	81	227	7th Grade Boys	Casey's 1
107	Lauren Vincent	168.17	3868	23	205	576	176	195	146	517	7th Grade Girls	Hobart 1
108	Ben Vulpitta	168.00	3864	23	223	538	171	190	156	517	8th Grade Boys	Hobart 3
109	Ryan Warren	129.75	2595	20	158	408	144	112	144	400	6th Grade Boys	Hobart 4
110	Nina Weeks	79.00	1422	18	159	367	159	112	96	367	7th Grade Girls	Inmans Tues 2
111	Zayden Wilhelm	141.10	2822	20	217	495	101	149	126	376	8th Grade Boys	Hobart 4
112	Larry Williams III	180.39	4149	23	234	585	179	164	234	577	8th Grade Boys	Hobart 3
113	Nick Wright	173.65	3994	23	236	572	211	160	172	543	8th Grade Boys	Casey's 2
114	Amaya Yahramatter	82.95	1576	19	115	304	73	99	66	238	7th Grade Girls	City Lanes
115	Samuel Zumbrun	108.40	2168	20	155	405	113	137	155	405	6th Grade Boys	Inmans Tues 1

2024 Lakeshore IMSB Travel League

Lanes 1 - 32

Hobart Lanes

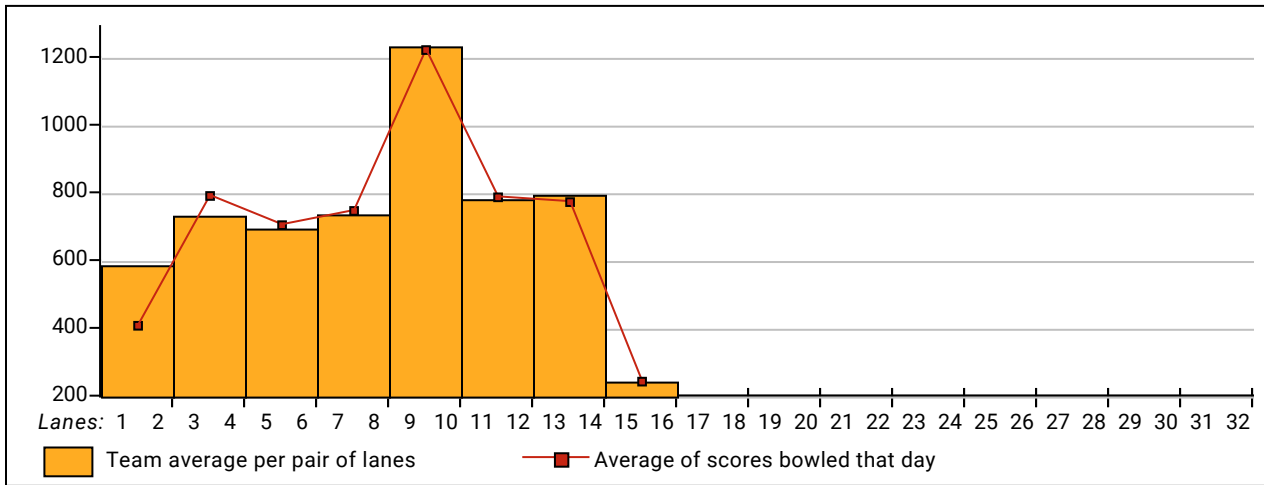
Friday 5:00 pm

Men & Women, Left & Right Handed Statistics

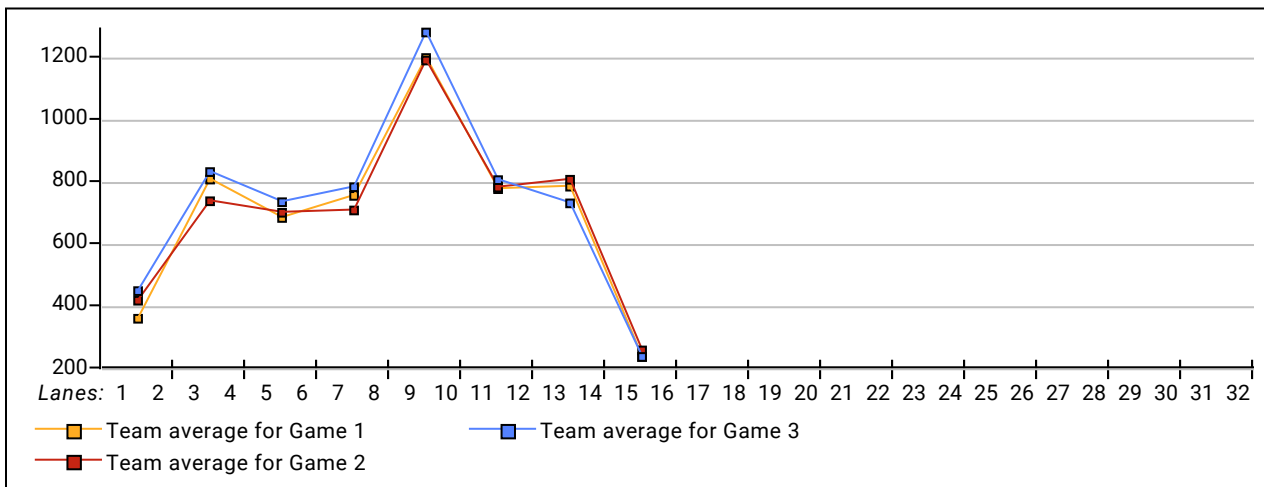
Unless designated left handed, bowlers are considered right handed.

	Over All	M-Rt	M-Left	W-Rt	W-Left
How many people bowled	96	0	0	0	0
Number of games bowled	285	0	0	0	0
Actual average of week's scores	124.63	0.00	0.00	0.00	0.00
How many games above average	138	0	0	0	0
How many games below average	142	0	0	0	0
Pins above/below average per game	2.18	0.00	0.00	0.00	0.00
How many people raised average	48	--	--	--	--
by this amount	2.22	0.00	0.00	0.00	0.00
How many people went down	48	--	--	--	--
by this amount	-1.89	0.00	0.00	0.00	0.00
League average before bowling	122.54	0.00	0.00	0.00	0.00
League average after bowling	122.71	0.00	0.00	0.00	0.00
Change in league average	0.17	0.00	0.00	0.00	0.00
800s	--	--	--	--	--
775s	--	--	--	--	--
750s	--	--	--	--	--
725s	--	--	--	--	--
700s	--	--	--	--	--
675s	--	--	--	--	--
650s	1	--	--	--	--
625s	--	--	--	--	--
600s	2	--	--	--	--
575s	1	--	--	--	--
550s	2	--	--	--	--
525s	3	--	--	--	--
500s	8	--	--	--	--
475s	6	--	--	--	--
450s	4	--	--	--	--
425s	7	--	--	--	--
400s	5	--	--	--	--
below 400	57	--	--	--	--
300s	--	--	--	--	--
275s	--	--	--	--	--
250s	3	--	--	--	--
225s	3	--	--	--	--
200s	8	--	--	--	--
175s	23	--	--	--	--
150s	48	--	--	--	--
125s	49	--	--	--	--
100s	62	--	--	--	--
below 100	89	--	--	--	--

Team Average vs Avg of Scores



Average of Scores for Each Game



Amount Over/Under Team Average

