

Thursday 6:30 pm

Winnetka Bowl

Lanes 15 - 32

USBC Certification:

President: Larry Manlapit is on Lane 21 Vice President: Claire Kim is on Lane 22

Secretary/Treasurer: Jesse Gutierrez is on Lane 29

Team Standings

Place	#	Team Name	Year-To-Date WON	Y-T-D LOST	Pins + HDCP	HDCP Game	HDCP Sers	Team Avg
1	10	Team 10	14	6	17415	1266	3660	966
2	17	Dawg Pound	14	6	17123	1223	3550	1032
3	1	Team 1	14	6	17000	1238	3521	943
4	13	Team 13	13	7	17330	1264	3596	1059
5	2	Team 2	12	8	17103	1243	3613	1038
6	11	Power Ball Rangers	12	8	16979	1288	3577	1009
7	9	Team 9	11	9	17157	1227	3511	927
8	3	Team 3	11	9	17096	1231	3570	951
9	16	The Beginners	11	9	17084	1231	3557	1030
10	18	The Payne-noys	11	9	16906	1221	3470	981
11	4	Team 4	10	10	16994	1299	3535	967
12	6	Team 6	10	10	16800	1205	3509	956
13	5	Team 5	9	11	16881	1198	3522	890
14	15	Team 15	8	12	17124	1198	3500	997
15	7	Rice and Kanin	7	13	17211	1271	3537	940
16	12	Team 12	6	14	16917	1234	3623	850
17	8	Team 8	5	15	16656	1218	3568	964
18	14	High End	2	18	16314	1169	3383	808

Review of Last Week's Bowling.....

Lanes	Team Name	HDCP -1-	HDCP -2-	HDCP -3-	HDCP Total	Last Wk WON		Team Name	HDCP -1-	HDCP -2-	HDCP -3-	HDCP Total	Last Wk WON
15-16	High End	1040	1031	1140	3211	1	<-->	Team 1	1174	1238	997	3409	3
17-18	Team 4	1167	1126	1158	3451	3	<-->	The Beginners	1101	1128	1059	3288	1
19-20	Team 6	1133	1139	1122	3394	3	<-->	Dawg Pound	1042	1215	1107	3364	1
21-22	Team 8	1131	1113	1192	3436	0	<-->	Team 13	1189	1179	1201	3569	4
23-24	Team 10	1212	1266	1182	3660	4	<-->	Team 15	1150	1169	1091	3410	0
25-26	Team 12	1062	1023	1231	3316	1	<-->	The Payne-noys	1221	1137	1112	3470	3
27-28	Rice and Kanin	1124	1130	1059	3313	0	<-->	Team 2	1218	1152	1243	3613	4
29-30	Team 9	1076	1184	1102	3362	1	<-->	Team 3	1198	1117	1120	3435	3
31-32	Team 5	1156	1028	1070	3254	1	<-->	Power Ball Rangers	1139	1096	1120	3355	3

Lane Assignments

	<u>15-16</u>	<u>17-18</u>	<u>19-20</u>	<u>21-22</u>	<u>23-24</u>	<u>25-26</u>	<u>27-28</u>	<u>29-30</u>	<u>31-32</u>
Wk06 05/16	6-16	1-17	4-14	10-18	12-13	8-15	9-5	11-2	3-7
Wk07 05/23	4-17	6-14	1-16	12-15	8-18	10-13	11-3	7-5	2-9
Wk08 05/30	13-7	9-11	15-18	14-2	17-16	5-3	8-1	4-6	10-12

Team Rosters

1 - Team 1 Lane 17 HDCP=184 Avg=943

ID #	Bowling		Avg HDCP		Pins Gms		To Raise	To Drop	-1-	-2-	-3-	Total	HDCP
	Hand	Name					Avg +1	Avg -1					Total
2	R	George Ritter	173	51	2495	15	511	492	160	224	148	532	685
3	R	Jarren Contreras	187	38	2811	15	573	554	213	224	159	596	719
4	R	Nathan Meyers	193	33	2326	12	584	568	168	204	162	534	615
5	R	Jaelyn Thoman	199	27	2392	12	608	592	235	229	192	656	758
6	R	Marc de Leon	191	35	2872	15	584	565	213	172	151	536	632
108	R	Tyler Minami	bk199	27	688	3	692	685				0	0

2 - Team 2 Lane 30 HDCP=99 Avg=1038

ID #	Bowling		Avg HDCP		Pins Gms		To Raise	To Drop	-1-	-2-	-3-	Total	HDCP
	Hand	Name					Avg +1	Avg -1					Total
7	R	James Recto	184	41	2767	15	563	544	188	170	218	576	705
91	R	DeLeon Howard III	188	37	2825	15	577	558	208	209	192	609	732
9	R	Patrick Michaels	226	3	3390	15	696	677	279	266	245	790	826
10	R	Karl Kurtz	209	18	2494	12	626	610	207	183	216	606	660
11	R	Justin Pluchino	231	0	3467	15	709	690	222	210	258	690	690

3 - Team 3 Lane 31 HDCP=178 Avg=951

ID #	Bowling		Avg HDCP		Pins Gms		To Raise	To Drop	-1-	-2-	-3-	Total	HDCP
	Hand	Name					Avg +1	Avg -1					Total
12	R	Jerry Ongsing	196	30	2353	12	602	586	233	198	175	606	702
13	R	Raymund Magadia	170	54	2564	15	514	495	213	137	186	536	698
14	R	Nemy Aguilar	191	35	2294	12	586	570	181	210	225	616	733
15	R	Carlos Jojo Pagkalinawan Jr	203	24	3045	15	627	608	234	178	194	606	678
16	R	Arly Teh	191	35	2877	15	579	560	157	214	160	531	624
8	R	Noriel Reyes	146	75	876	6	447	437				0	0

4 - Team 4 Lane 19 HDCP=162 Avg=967

ID #	Bowling		Avg HDCP		Pins Gms		To Raise	To Drop	-1-	-2-	-3-	Total	HDCP
	Hand	Name					Avg +1	Avg -1					Total
26	R	Oscar Castro	212	16	2553	12	642	626	204	222	203	629	674
21	R	Jay Juse	167	56	2519	15	505	486	168	190	122	480	642
18	R	Cezar Marcella	187	38	2809	15	575	556	247	189	156	592	715
19	R	Bong DeJesus	194	32	2918	15	592	573	202	175	256	633	741
92	R	Oscar Padilla	207	20	3107	15	637	618	180	184	255	619	679

5 - Team 5 Lane 28 HDCP=231 Avg=890

ID #	Bowling		Avg HDCP		Pins Gms		To Raise	To Drop	-1-	-2-	-3-	Total	HDCP
	Hand	Name					Avg +1	Avg -1					Total
23	R	Malu Tolentino	bk159	63	921	6	465	455				0	0
24	R	Dyanne Thoman	185	40	2788	15	560	541	172	204	178	554	671
25	R	Ferdinand Dizon	165	58	1960	12	500	484	158	145	193	496	670
68	R	Chris Young	185	40	2220	12	570	554	178	143	172	493	598
22	R	Roger Inthavong	196	30	2944	15	602	583	265	176	159	600	693
95	R	Joseph Tolentino	172	52	2065	12	530	514	172	149	157	478	622

6 - Team 6 Lane 15 HDCP=172 Avg=956

ID #	Bowling		Avg HDCP		Pins Gms		To Raise	To Drop	-1-	-2-	-3-	Total	HDCP
	Hand	Name					Avg +1	Avg -1					Total
27	R	Carlos Gatmaitan	192	34	2891	15	583	564	204	239	169	612	720
28	R	Kean Gatmaitan	178	46	1602	9	546	533	179	139	186	504	618
29	R	Karl Gatmaitan	192	34	2888	15	586	567	181	211	212	604	712
30	R	Carmen Hofstra	175	49	2636	15	532	513	214	172	120	506	647
31	R	Ariel Rodriguez	219	9	3288	15	672	653	188	211	268	667	697

7 - Rice and Kanin Lane 32 HDCP=188 Avg=940

ID #	Bowling		Avg HDCP		Pins Gms		To Raise	To Drop	-1-	-2-	-3-	Total	HDCP
	Hand	Name					Avg +1	Avg -1					Total
32	R	Jonatan Duarte	173	51	2603	15	529	510	177	159	147	483	627
33	R	Chuck Duarte	172	52	2589	15	525	506	171	214	148	533	692
34	R	Rogee Duarte	170	54	1966	12	494	478				0	0
35	R	Ray Salazar	211	17	3167	15	649	630	212	166	165	543	573
36	R	Setu Molia	214	14	2577	12	648	632	241	179	200	620	653

8 - Team 8 Lane 25 HDCP=165 Avg=964

ID #	Bowling		Avg HDCP		Pins Gms		To Raise	To Drop	-1-	-2-	-3-	Total	HDCP
	Hand	Name					Avg +1	Avg -1					Total
37	R	Louie Cardenas	193	33	1744	9	584	571	183	185	189	557	680
38	R	Wilfredo Vitug Jr	174	50	2059	12	521	505				0	0
39	R	Paul Caballero	188	37	2831	15	571	552	194	204	193	591	708
40	R	Matt Mark	200	27	1745	9	583	570				0	0
41	R	Adrian Florian	209	18	3136	15	644	625	172	219	222	613	667

9 - Team 9 Lane 27 HDCP=198 Avg=927

ID #	Bowling		Avg HDCP		Pins Gms		To Raise	To Drop	-1-	-2-	-3-	Total	HDCP
	Hand	Name					Avg +1	Avg -1					Total
42	R	Jeff Zoleta	139	81	2098	15	422	403	146	170	152	468	723
43	R	Fabian Gonzalez	197	29	2965	15	599	580	169	209	215	593	680
44	L	Julia Frias	222	7	3335	15	679	660	210	204	247	661	682
45	R	Eric Gonzalez	186	39	2796	15	570	551	205	186	151	542	656
93	R	David Diaz	183	42	2206	12	554	538	150	219	141	510	621

10 - Team 10 Lane 21 HDCP=164 Avg=966

ID #	Bowling		Avg HDCP		Pins Gms		To Raise	To Drop	-1-	-2-	-3-	Total	HDCP
	Hand	Name					Avg +1	Avg -1					Total
47	R	Anthony Hernandez	213	15	1924	9	644	631	215	279	180	674	743
48	R	Blumineaux Baes	152	70	1370	9	466	453	152	153	148	453	660
49	R	Cristina Manlapit	170	54	2557	15	521	502	200	196	211	607	790
50	R	Larry Manlapit	214	14	3223	15	647	628	212	242	214	668	716
51	R	Gilbert Tan	217	11	3269	15	655	636	249	212	245	706	751

11 - Power Ball Rangers Lane 29 HDCP=123 Avg=1009

ID #	Bowling		Avg HDCP		Pins Gms		To Raise	To Drop	-1-	-2-	-3-	Total	HDCP
	Hand	Name					Avg +1	Avg -1					Total
1	R	Jesse Gutierrez	199	27	2997	15	603	584	156	214	206	576	654
52	R	Stevan Saldivar	207	20	3112	15	632	613	225	208	204	637	700
53	R	Sabrina Tan	199	27	2996	15	604	585	201	158	198	557	629
54	R	Jerome Pereyra	179	45	2690	15	550	531	205	164	212	581	716
55	R	John Thoman	225	4	3378	15	690	671	234	234	182	650	656

12 - Team 12 Lane 23 HDCP=268 Avg=850

ID #	Bowling		Avg HDCP		Pins Gms		To Raise	To Drop	-1-	-2-	-3-	Total	HDCP
	Hand	Name					Avg +1	Avg -1					Total
56	R	Patricia Montano	134	86	1611	12	414	398				0	0
101	R	Pat Cornish	184	41	2771	15	559	540	151	146	194	491	599
58	R	Raul Avila	165	58	2475	15	513	494	158	178	201	537	723
59	R	Hartley Teodosio	182	43	2737	15	557	538	214	179	190	583	718
60	R	Alvin Montano	185	40	2220	12	570	554				0	0
57	R	Reynaldo Rosario	bk167	56	501	3	507	500				0	0

13 - Team 13 Lane 24 HDCP=79 Avg=1059

Bowling			Avg HDCP		Pins Gms		To Raise	To Drop	-1-	-2-	-3-	Total	HDCP
ID #	Hand	Name					Avg +1	Avg -1					Total
61	R	Earl Enero	219	9	2634	12	666	650	224	195	217	636	657
62	R	Sam Tipton	181	44	2729	15	547	528	178	168	211	557	689
100	R	Nathan de Leon	204	23	3068	15	622	603	235	209	193	637	712
64	R	Reigh Abaoag	226	3	3392	15	694	675	254	251	236	741	768
65	R	Emmanuel Dizon	229	0	3438	15	702	683	209	267	255	731	743

14 - High End Lane 20 HDCP=307 Avg=808

Bowling			Avg HDCP		Pins Gms		To Raise	To Drop	-1-	-2-	-3-	Total	HDCP
ID #	Hand	Name					Avg +1	Avg -1					Total
70	R	Roy Rufo	173	51	2570	15	526	507	148	175	177	500	653
69	R	Elle Rufo	150	72	2172	15	438	419	119	159	156	434	650
67	R	Marilyn Teh	131	89	1967	15	409	390	119	132	120	371	632
66	R	Liza Dizon	153	69	2306	15	466	447	138	141	152	431	629
94	R	James Heylek	201	26	3003	15	615	596	215	123	234	572	647

15 - Team 15 Lane 26 HDCP=135 Avg=997

Bowling			Avg HDCP		Pins Gms		To Raise	To Drop	-1-	-2-	-3-	Total	HDCP
ID #	Hand	Name					Avg +1	Avg -1					Total
104	R	Dennis Bantasan	199	27	2234	12	571	555	209	178	202	589	670
72	R	Mike Tumaliuan	197	29	2959	15	605	586	175	210	184	569	650
73	R	Leonardo Caldoza	184	41	2215	12	560	544	224	191	168	583	715
74	R	Raul Ventenilla	190	36	2287	12	578	562	186	187	196	569	677
75	R	Kenneth Loja	227	2	3417	15	687	668	220	267	205	692	698

16 - The Beginners Lane 16 HDCP=106 Avg=1030

Bowling			Avg HDCP		Pins Gms		To Raise	To Drop	-1-	-2-	-3-	Total	HDCP
ID #	Hand	Name					Avg +1	Avg -1					Total
76	R	Lito Eusebio	201	26	2995	15	605	586	227	214	199	640	718
77	L	Jun L. Garcia	201	26	2412	12	618	602				0	0
78	R	Mer Bautista	217	11	3258	15	666	647	177	225	177	579	597
79	R	Jun C. Garcia	193	33	2903	15	589	570	201	180	157	538	625
80	R	Sheldon Velasquez	218	10	3278	15	664	645	171	208	201	580	595

17 - Dawg Pound Lane 18 HDCP=104 Avg=1032

Bowling			Avg HDCP		Pins Gms		To Raise	To Drop	-1-	-2-	-3-	Total	HDCP
ID #	Hand	Name					Avg +1	Avg -1					Total
84	R	Bryan Cooke	223	6	3357	15	675	656	221	223	254	698	722
81	R	David Palacio	213	15	3195	15	657	638	149	224	210	583	616
82	R	Monise Kelly	bk189	36	1160	6	586	576				0	0
85	R	David Jaques	205	22	3078	15	630	611	181	259	192	632	704
83	R	Rich Morrow Jr	202	25	2396	12	604	588	186	255	182	623	698
106	R	Saul Jenkins	bk206	21	1086	6	552	542	216	165	180	561	624

18 - The Payne-noys Lane 22 HDCP=156 Avg=981

Bowling			Avg HDCP		Pins Gms		To Raise	To Drop	-1-	-2-	-3-	Total	HDCP
ID #	Hand	Name					Avg +1	Avg -1					Total
86	R	Claire Kim	197	29	2960	15	604	585	150	190	207	547	625
87	R	Tess Avila	156	66	2342	15	484	465	163	168	139	470	668
88	R	Gary Payne	199	27	2987	15	613	594	234	202	172	608	692
89	R	James Samson	192	34	2308	12	587	571				0	0
90	R	John Samson	237	0	3560	15	724	705	299	247	269	815	818

Temporary Substitutes



ID #	Bowling		Avg HDCP		Pins Gms		To Raise	To Drop	-1-	-2-	-3-	Total	HDCP
	Hand	Name					Avg +1	Avg -1					Total
110	R	Jeremy Acuna	bk192	34	504	3	510	503				0	0
115	R	Joel Andrade	bk210	18	685	3	689	682	248	202	235	685	739
109	R	Alvin Bailon	bk211	17	1159	6	587	577	237	192	187	616	667
63	R	Clifford Baltazar	bk194	32	0	0						0	0
105	L	Juan Bermeo	191	35	1727	9	577	564	191	160	210	561	642
113	L	Avin Carolino	bk214	14	611	3	613	606	181	154	276	611	653
99	R	Andrew Hernandez	bk184	41	1200	6	609	599				0	0
96	R	Philip Lacson	bk209	18	707	3	709	702				0	0
103	R	Marcel Pichay	bk194	32	599	3	601	594				0	0
107	R	Terry Posey	bk192	34	653	3	655	648				0	0
98	R	Kevin Rodriguez	228	1	2056	9	692	679	179	268	255	702	768
102	R	Jay Taj	201	26	605	3	607	600				0	0
114	R	Joe Vallance	bk180	45	488	3	490	483	156	164	168	488	623
111	R	Ronnie Young Jr	bk202	25	591	3	597	590				0	0

 Women

ID #	Bowling		Avg HDCP		Pins Gms		To Raise	To Drop	-1-	-2-	-3-	Total	HDCP
	Hand	Name					Avg +1	Avg -1					Total
112	R	Aiza Bautista	bk213	15	708	3	714	707	244	220	244	708	753
97	R	Kayla Molia	172	52	1037	6	520	510				0	0

Last Week's Top Scores

<u>Team Scratch Game</u>		<u>Team Scratch Series</u>		<u>Team Handicap Game</u>		<u>Team Handicap Series</u>	
1129 Team 2		3302 Team 13		1266 Team 10		3660 Team 10	
<u>Scratch Game</u>		<u>Scratch Series</u>		<u>Handicap Game</u>		<u>Handicap Series</u>	
Men	299 John Samson	815 John Samson	790 Patrick Michaels				
	279 Patrick Michaels	741 Reigh Abaoag	731 Emmanuel Dizon				
	279 Anthony Hernandez	706 Gilbert Tan					
	276 Avin Carolino						
	268 Ariel Rodriguez						
	268 Kevin Rodriguez						
	267 Emmanuel Dizon						
	267 Kenneth Loja						
Women	247 Julia Frias	708 Aiza Bautista	661 Julia Frias				
	244 Aiza Bautista	656 Jaelyn Thoman	607 Cristina Manlapit				
	235 Jaelyn Thoman	557 Sabrina Tan					
	214 Carmen Hofstra						
	211 Cristina Manlapit						

Season High Scores

<u>Team Scratch Series</u>		<u>Team Scratch Game</u>		<u>Team Handicap Series</u>		<u>Team Handicap Game</u>	
3332 Team 13		1163 Power Ball Rangers		3660 Team 10		1299 Team 4	
<i>Bowlers must have a minimum of 21 games (after bowling) to be listed for high handicap game and series.</i>							
<u>Scratch Series</u>		<u>Scratch Game</u>		<u>Handicap Series</u>		<u>Handicap Game</u>	
Men	815 John Samson	300 Justin Pluchino					
Women	711 Sabrina Tan	287 Julia Frias					

Individual High Averages

Men	237.33	John Samson
Women	222.33	Julia Frias

Most Improved Average

Men	199	to	229.33	=	+30.33	Tyler Minami	Women	206	to	222.33	=	+16.33	Julia Frias
------------	-----	----	--------	---	--------	--------------	--------------	-----	----	--------	---	--------	-------------

National Association Awards Earned Last Week

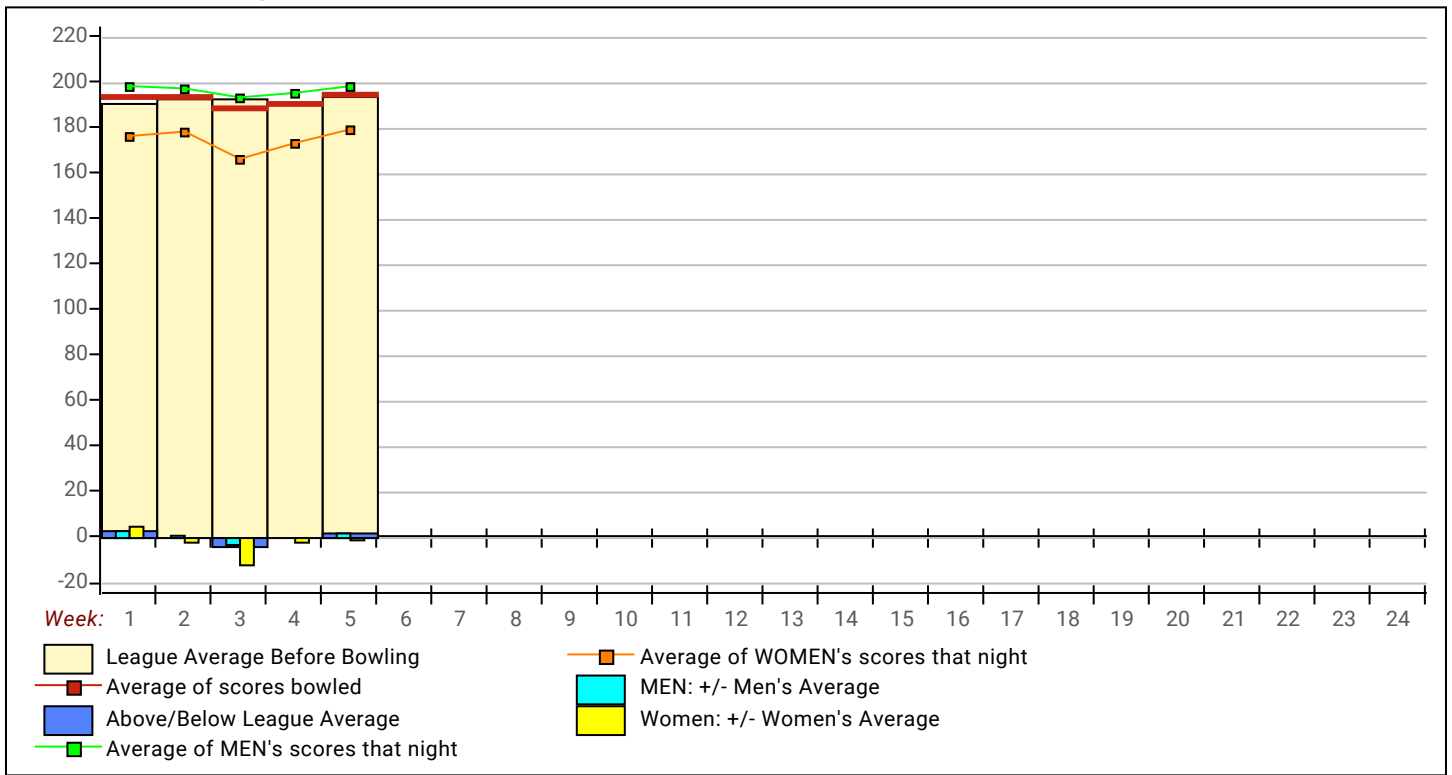
<u>Name</u>	<u>Age</u>	<u>Score</u>	<u>Award Received</u>	<u>Name</u>	<u>Age</u>	<u>Score</u>	<u>Award Received</u>
John Samson		815	800 Series (USBC Awards)				

View Standings on the Web

Visit LeagueSecretary.com - This league's ID number is 127309
 View standings, bowler history, statistics and more. Also check out the Mobile App.
 Visit bowl.com - This league's ID number is 45794



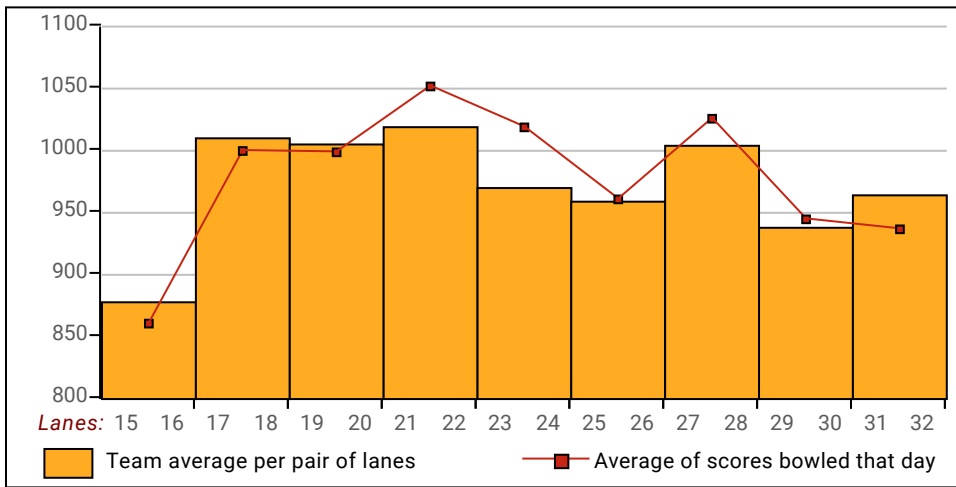
League Average Week-by-Week



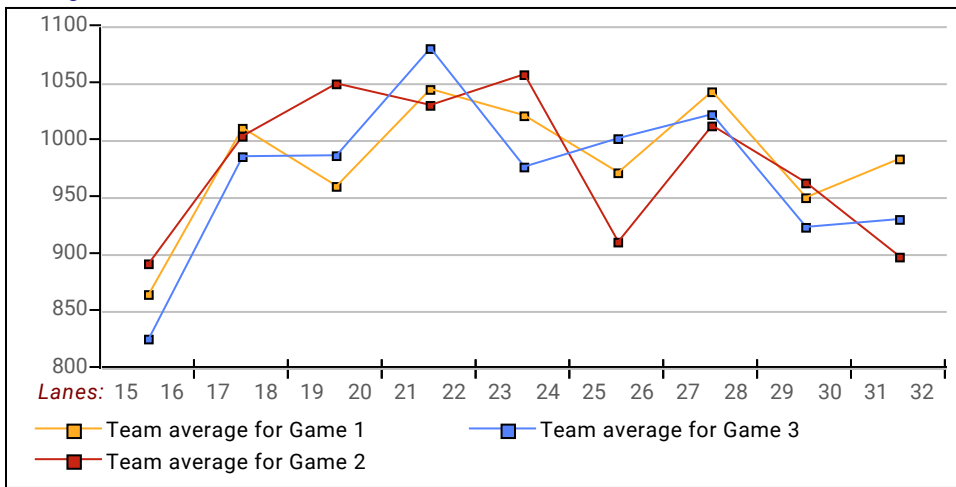
This Week's Statistics

	<u>Over All</u>	<u>Men</u>	<u>Women</u>
How many people bowled	90	77	13
Number of games bowled	270	231	39
Actual average of week's scores	195.47	198.20	179.31
How many games above average	135	118	17
How many games below average	129	108	21
Pins above/below average per game	2.00	2.39	-0.31
How many people raised average	46	42	4
by this amount	4.10	3.59	9.39
How many people went down	43	34	9
by this amount	-3.30	-3.60	-2.17
League average before bowling	193.93	196.30	179.95
League average after bowling	194.45	196.67	181.33
Change in league average	0.52	0.37	1.39
800s	1	1	--
775s	1	1	--
750s	--	--	--
725s	2	2	--
700s	3	2	1
675s	4	4	--
650s	6	4	2
625s	7	7	--
600s	16	15	1
575s	13	13	--
550s	9	7	2
525s	11	10	1
500s	4	3	1
475s	7	6	1
450s	3	2	1
425s	2	--	2
400s	--	--	--
below 400	1	--	1
300s	--	--	--
275s	4	4	--
250s	17	17	--
225s	28	23	5
200s	78	69	9
175s	66	60	6
150s	53	43	10
125s	18	13	5
100s	6	2	4
below 100	--	--	--

Team Average vs Avg of Scores



Average of Scores for Each Game



Amount Over/Under Team Average

