

# 2024 Spring Tools To Bowl 9-Pin

Monday 7:00 pm

## Inman's Bowling & Fun Center

Lanes 1 - 28

Secretary/Treasurer: Shaun Ciesielski (219)462-1300 Shaun@inmansbowl.com

**View Standings on the Web**

Visit [LeagueSecretary.com](http://LeagueSecretary.com) - This league's ID number is 105363

View standings, bowler history, statistics and more. Also check out the Mobile App.



### Important Announcements

HOUSE JACKPOT: \$2 House Mystery, \$3 Strike It Ritch, \$5 Stay Clean

SHOP BOWLING EQUIPMENT [www.AboveALLBowling.com](http://www.AboveALLBowling.com) PROMO CODE: INMANS5

\*BOWL-OUTS Call ahead to schedule. Mon,Tues,Thurs 10a-5p or 9p-11p.

Wed+Sat 10a-5p, Sun 12p-5p. Times Subject To Change Based on Business

===== U P C O M I N G T O U R N A M E N T S =====

[www.ShaunsTournaments.com](http://www.ShaunsTournaments.com) & [www.Facebook.com/ShausTournaments](http://www.Facebook.com/ShausTournaments)

ADULTS W I N C A S H & YOUTH W I N S C H O L A R S H I P

-King of the Hill Friday's Weekly Tournament 10:00pm May 24 - Aug. 16

### Team Standings

Place	Lane	#	Team Name	Points Won	Points Lost	%Won	Scratch Pins	Pins + HDCP	Team Avg	High Game	HDCP Game	High Sers	HDCP Sers	Year-To-Date WON	Y-T-D LOST
1	10	18	Too Legit to Split	23	5	82.1	9900	11838	827	924	1089	2569	3064	23	5
2	4	23	Brooklyn Bandits	20	8	71.4	8192	12314	681	800	1121	2151	3147	20	8
3	5	14	2 Handers	19	9	67.9	6912	11616	580	643	1042	1826	3025	19	9
4	19	11	2 Plus 2	18	10	64.3	7902	12165	680	786	1122	2308	3316	18	10
5	2	9	Team 9	17	11	60.7	11991	12321	979	1121	1136	3167	3212	17	11
6	1	22	Minus One	17	11	60.7	6773	11885	565	648	1078	1840	3130	17	11
7	12	4	Team 4	17	11	60.7	9212	11825	766	922	1136	2547	3249	17	11
8	13	21	The Gummy Bears	17	11	60.7	9919	11749	824	878	1036	2612	3086	17	11
9	3	12	Ghost Busters	16	12	57.1	8421	12102	705	800	1100	2317	3205	16	12
10	7	27	ESMBOYZ	12	9	57.1	6865	8851	761	835	1045	2331	2999	12	9
11	26	5	Livin' On A Spare	15	13	53.6	10838	11750	908	1049	1123	2850	3108	15	13
12	23	3	Bowling Stones	15	13	53.6	8162	11699	682	764	1080	2123	3071	15	13
13	15	8	Team 8	14	14	50.0	7047	11892	589	650	1061	1810	3016	14	14
14	14	6	Pocket Pounders	14	14	50.0	8371	11728	696	784	1072	2143	2969	14	14
15	16	24	Fluffy Cats	14	14	50.0	5873	11450	488	617	1071	1566	2928	14	14
16	25	17	Glory Bowls	14	14	50.0	8055	11397	696	821	1141	2269	3229	14	14
17	17	25	That's How We Roll	14	14	50.0	7499	11357	657	789	1133	2145	3177	14	14
18	22	13	Violent Collision	14	14	50.0	6900	8550	809	935	1102	2582	3125	14	14
19	6	26	Twinkle Toes	13	15	46.4	7426	11671	617	782	1145	1979	3068	13	15
20	28	20	The Love Bunnies	12	16	42.9	8068	11803	671	793	1119	2153	3131	12	16
21	8	15	Tree Huggers	12	16	42.9	5417	11762	453	517	1054	1447	3040	12	16
22	24	16	We Dont Know	12	16	42.9	10012	11758	833	979	1123	2664	3096	12	16
23	20	28	Grabill Family	7	14	33.3	4734	8700	525	637	1079	1633	2959	7	14
24	27	7	Team 7	9	19	32.1	6708	11778	634	734	1089	2035	3100	9	19
25	21	2	The Scooby Doobies	9	19	32.1	8271	11727	687	850	1127	2127	3033	9	19
26	11	19	The Pin Ups	8	20	28.6	6523	11464	542	586	1007	1732	2995	8	20
27	9	1	Opening Champions	7	21	25.0	6286	11476	522	654	1075	1667	2930	7	21
28	18	10	Dirty Birds	4	24	14.3	9226	11812	797	923	1113	2523	3093	4	24

**\*\* Teams appear out of order because standings are determined by percentage of wins to losses, NOT total points**

Review of Last Week's Bowling.....

Lanes	Team Name	HDCP -1-	HDCP -2-	HDCP -3-	HDCP Total	Last Wk WON		Team Name	HDCP -1-	HDCP -2-	HDCP -3-	HDCP Total	Last Wk WON
1-2	Twinkle Toes	927	877	943	2747	4	<--->	Livin' On A Spare	913	971	885	2769	3
3-4	ESMBOYZ	984	1025	990	2999	5	<--->	Team 7	986	914	954	2854	2
5-6	Opening Champions	920	1015	905	2840	0	<--->	Team 9	1072	1017	924	3013	7
7-8	Ghost Busters	910	974	904	2788	2	<--->	Team 4	797	1136	936	2869	5
9-10	Pocket Pounders	1021	876	1072	2969	2	<--->	2 Handers	1042	976	1007	3025	5
11-12	Team 8	978	1044	976	2998	2	<--->	Tree Huggers	1012	1018	1010	3040	5
13-14	Too Legit to Split	1007	998	1030	3035	7	<--->	Dirty Birds	945	957	893	2795	0
15-16	2 Plus 2	1119	1122	1075	3316	7	<--->	The Pin Ups	810	905	979	2694	0
17-18	The Gummy Bears	911	950	873	2734	0	<--->	Violent Collision	926	1055	1102	3083	7
19-20	Fluffy Cats	839	984	983	2806	5	<--->	We Dont Know	970	873	948	2791	2
21-22	That's How We Roll	964	963	1109	3036	5	<--->	Glory Bowls	919	1039	1035	2993	2
23-24	The Love Bunnies	957	1119	1055	3131	7	<--->	Grabill Family	944	898	967	2809	0
25-26	Minus One	1009	1043	1078	3130	5	<--->	The Scooby Doobies	983	1119	931	3033	2
27-28	Bowling Stones	943	969	1039	2951	2	<--->	Brooklyn Bandits	1038	1116	945	3099	5

Lane Assignments

	1-2	3-4	5-6	7-8	9-10	11-12	13-14	15-16	17-18	19-20	21-22	23-24	25-26	27-28
Wk05 05/06	22- 9	12- 23	14- 26	27- 15	1- 18	19- 4	21- 6	8- 24	25- 10	11- 28	2- 13	3- 16	17- 5	7- 20
Wk06 05/13	12- 20	14- 22	23- 15	18- 26	19- 27	21- 1	24- 4	25- 6	28- 8	10- 2	11- 3	13- 5	7- 16	9- 17
Wk07 05/20	16- 18	17- 19	21- 20	22- 24	25- 23	28- 26	27- 2	1- 3	5- 4	7- 6	9- 8	12- 10	14- 11	13- 15

Individual High Averages

Men	Score	Name	Women	Score	Name	Boys	Score	Name	Girls	Score	Name
263.75	Kris Lyles	248.22	Dan Spore	254.25	Kynan Krause	251.58	Josephina Clase				
260.44	Matt Bobrowski	220.75	Whitney Wojtkow	235.11	Gepson Matthes	231.67	Jordyn Severson				
254.83	Jason McLamb	220.33	Leanne Kerley	212.67	Logan Pitts	192.75	Peyton Noble				
250.67	Junior Dalke	175.75	Tammy Potis	211.92	Bryson Clark	163.92	Goldie Hostetler				
248.25	Robert Wroblews	168.50	Maggie Gast	153.58	Kolton Hostetler						
243.67	Kyle Ketchum Sr	167.17	Kaylynn Ketchum								
243.25	Joseph Primiani	163.08	Melody Delgado								
243.00	Tim Pitts	159.67	Denise Miller								
235.78	Aaron Fenters	156.78	Nichole Spore								
233.11	Robert Kerley	152.11	Steph Wray								

Season High Scores

Team Scratch Game	Team Scratch Series	Team Handicap Game	Team Handicap Series
1121 Team 9	3167 Team 9	1145 Twinkle Toes	3316 2 Plus 2
1049 Livin' On A Spare	2850 Livin' On A Spare	1141 Glory Bowls	3249 Team 4
979 We Dont Know	2664 We Dont Know	1136 Team 4	3229 Glory Bowls
935 Violent Collision	2612 The Gummy Bears	1136 Team 9	3212 Team 9
924 Too Legit to Split	2582 Violent Collision	1133 That's How We Roll	3205 Ghost Busters
Scratch Game	Scratch Series	Handicap Game	Handicap Series
300 Kyle Ketchum Sr	856 Jason McLamb	376 Zack Simon	921 Roger Jackson
300 Timothy Primiani	835 Kyle Ketchum Sr	354 Louis Avila	910 Marcus Tucker
300 Junior Dalke	835 Kris Lyles	349 Dustin Oehlman	899 Aaron Fenters
300 Jason McLamb	834 Matt Bobrowski	332 Loewen Payne	898 Jimi Glacier
300 Nick Kafantoris	809 Aaron Fenters	329 Joshua Baker	896 Zack Simon
300 Matt Bobrowski			
300 Robert Wroblewski			
300 Tim Pitts			
300 Kris Lyles			
300 Zack Simon			
Men	Women	Boys	Girls
300 Dan Spore	832 Dan Spore	351 Whitney Wojtkowski	887 Lupita San Juan
298 Whitney Wojtkowski	727 Whitney Wojtkowski	332 Kaylynn Ketchum	886 Whitney Wojtkowski
275 Kaylynn Ketchum	712 Leanne Kerley	330 Christine Dalke	868 Melody Delgado
256 Leanne Kerley	589 Melody Delgado	324 Lupita San Juan	849 Christine Dalke
245 Tammy Potis	571 Kaylynn Ketchum	321 Summer Petersen	832 Dan Spore
Boys			
300 Logan Pitts	874 Kynan Krause	324 Bryson Clark	928 Kynan Krause
300 Kynan Krause	814 Gepson Matthes	319 Logan Pitts	907 Gepson Matthes
290 Bryson Clark	742 Bryson Clark	319 Gepson Matthes	832 Bryson Clark
288 Gepson Matthes	705 Logan Pitts	318 Kynan Krause	789 Kolton Hostetler
210 Kolton Hostetler	525 Kolton Hostetler	298 Kolton Hostetler	762 Logan Pitts

**Season High Scores - Continued**

<b>Girls</b>	300 Josephina Clasen	831 Josephina Clasen	320 Josephina Clasen	891 Josephina Clasen
	277 Jordyn Severson	708 Jordyn Severson	306 Goldie Hostetler	812 Goldie Hostetler
	236 Peyton Noble	630 Peyton Noble	298 Jordyn Severson	783 Peyton Noble
	213 Goldie Hostetler	539 Goldie Hostetler	287 Peyton Noble	771 Jordyn Severson
	<b>Season Game Over Average</b>		<b>Season Series over Average</b>	
	<b>Game - Avg=Difference</b>		<b>Series - Avg=Difference</b>	
<b>Men</b>	300 - 170=130 Zack Simon		747 - 564=183 Roger Jackson	
	266 - 157=109 Louis Avila		613 - 435=178 Marcus Tucker	
	254 - 149=105 Dustin Oehlman		582 - 423=159 Rick Stewart	
	267 - 181=86 Loewen Payne		668 - 510=158 Zack Simon	
	255 - 172=83 Joshua Baker		778 - 621=157 Jimi Glacier	
<b>Women</b>	298 - 194=104 Whitney Wojtkowski		482 - 321=161 Lupita San Juan	
	216 - 129=87 Christine Dalke		727 - 582=145 Whitney Wojtkowski	
	275 - 190=85 Kaylynn Ketchum		589 - 456=133 Melody Delgado	
	189 - 107=82 Lupita San Juan		507 - 387=120 Christine Dalke	
	165 - 85=80 Summer Petersen		360 - 255=105 Summer Petersen	
<b>Boys</b>	290 - 214=76 Bryson Clark		874 - 693=181 Kynan Krause	
	300 - 229=71 Logan Pitts		814 - 651=163 Gepson Matthes	
	288 - 217=71 Gepson Matthes		742 - 654=88 Bryson Clark	
	300 - 231=69 Kynan Krause		525 - 471=54 Kolton Hostetler	
	210 - 157=53 Kolton Hostetler		705 - 687=18 Logan Pitts	
<b>Girls</b>	300 - 228=72 Josephina Clasen		831 - 684=147 Josephina Clasen	
	205 - 143=62 Goldie Hostetler		509 - 429=80 Goldie Hostetler	
	277 - 227=50 Jordyn Severson		630 - 588=42 Peyton Noble	
	236 - 196=40 Peyton Noble		708 - 681=27 Jordyn Severson	

**Most Improved Average**

Bowlers must have a minimum of 15 games to be listed for most improved average recognition.

**Last Week's Top Scores**

	<u>Team Scratch Game</u>	<u>Team Scratch Series</u>	<u>Team Handicap Game</u>	<u>Team Handicap Series</u>
	1036 Team 9	2905 Team 9	1136 Team 4	3316 2 Plus 2
	935 Violent Collision	2582 Violent Collision	1122 2 Plus 2	3131 The Love Bunnies
	922 Team 4	2559 Livin' On A Spare	1119 The Scooby Doobies	3130 Minus One
	901 Livin' On A Spare	2537 Too Legit to Split	1119 The Love Bunnies	3099 Brooklyn Bandits
	864 Too Legit to Split	2326 We Dont Know	1116 Brooklyn Bandits	3083 Violent Collision
	<b>Scratch Game</b>	<b>Scratch Series</b>	<b>Handicap Game</b>	<b>Handicap Series</b>
<b>Men</b>	300 Jason McLamb	856 Jason McLamb	376 Zack Simon	921 Roger Jackson
	300 Robert Wroblewski	809 Aaron Fenters	349 Dustin Oehlman	899 Aaron Fenters
	300 Zack Simon	778 Jimi Glacier	322 Roger Jackson	898 Jimi Glacier
	288 Aaron Fenters	772 Joseph Primiani	322 Devon McLamb	896 Zack Simon
	288 Junior Dalke	752 Tim Pitts	320 Rich Gast	871 Jason McLamb
				871 Dustin Oehlman
<b>Women</b>	245 Tammy Potis	664 Whitney Wojtkowski	330 Christine Dalke	887 Lupita San Juan
	242 Whitney Wojtkowski	651 Dan Spore	324 Lupita San Juan	868 Melody Delgado
	232 Dan Spore	636 Leanne Kerley	320 Tammy Potis	849 Christine Dalke
	232 Leanne Kerley	589 Melody Delgado	306 Denise Miller	829 Isabel Farmer
	223 Denise Miller	568 Tammy Potis	305 Melody Delgado	817 Jessica Tucker
<b>Boys</b>	300 Kynan Krause	814 Gepson Matthes	319 Gepson Matthes	907 Gepson Matthes
	288 Gepson Matthes	786 Kynan Krause	300 Kynan Krause	786 Kynan Krause
	220 Logan Pitts	576 Logan Pitts	265 Kolton Hostetler	711 Kolton Hostetler
	177 Bryson Clark	489 Bryson Clark	249 Logan Pitts	663 Logan Pitts
	175 Kolton Hostetler	441 Kolton Hostetler	197 Bryson Clark	549 Bryson Clark
<b>Girls</b>	277 Jordyn Severson	714 Josephina Clasen	298 Jordyn Severson	771 Jordyn Severson
	245 Josephina Clasen	708 Jordyn Severson	266 Peyton Noble	733 Goldie Hostetler
	220 Peyton Noble	503 Peyton Noble	266 Goldie Hostetler	714 Josephina Clasen
	185 Goldie Hostetler	490 Goldie Hostetler	245 Josephina Clasen	641 Peyton Noble

**Weekly Game Over Average**  
**Game - Avg=Difference**

<b>Men</b>	300 - 170=130 Zack Simon
	254 - 149=105 Dustin Oehlman
	213 - 135=78 Devon McLamb

**Weekly Series over Average**  
**Series - Avg=Difference**

747 - 564=183 Roger Jackson
668 - 510=158 Zack Simon
778 - 621=157 Jimi Glacier

**Weekly Game Over Average**

**Game - Avg=Difference**

	264 - 188=76	Roger Jackson
	230 - 155=75	Rich Gast
<b>Women</b>	216 - 129=87	Christine Dalke
	189 - 107=82	Lupita San Juan
	245 - 171=74	Tammy Potis
	223 - 162=61	Denise Miller
	212 - 152=60	Melody Delgado
<b>Boys</b>	288 - 217=71	Gepson Matthes
	300 - 251=49	Kynan Krause
	175 - 155=20	Kolton Hostetler
	220 - 219=1	Logan Pitts
	177 - 228=-51	Bryson Clark
<b>Girls</b>	277 - 227=50	Jordyn Severson
	185 - 164=21	Goldie Hostetler
	220 - 201=19	Peyton Noble
	245 - 256=-11	Josephina Clasen

**Weekly Series over Average**

**Series - Avg=Difference**

	809 - 654=155	Aaron Fenters
	586 - 447=139	Dustin Oehlman
	482 - 321=161	Lupita San Juan
	589 - 456=133	Melody Delgado
	507 - 387=120	Christine Dalke
	514 - 417=97	Isabel Farmer
	454 - 366=88	Jessica Tucker
	814 - 651=163	Gepson Matthes
	786 - 753=33	Kynan Krause
	441 - 465=-24	Kolton Hostetler
	576 - 657=-81	Logan Pitts
	489 - 684=-195	Bryson Clark
	708 - 681=27	Jordyn Severson
	490 - 492=-2	Goldie Hostetler
	714 - 768=-54	Josephina Clasen
	503 - 603=-100	Peyton Noble

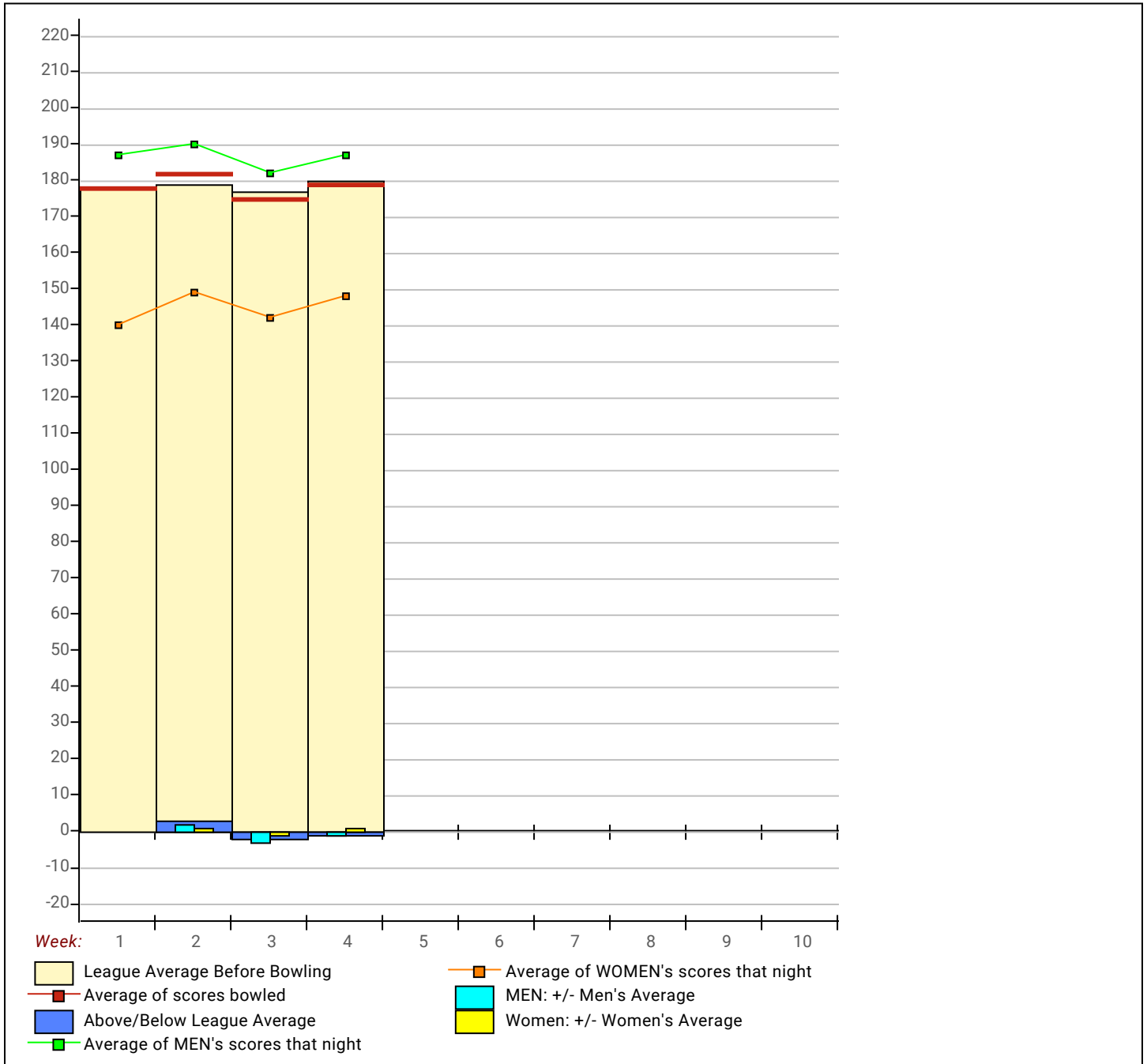
**Team Rosters**

Name	True		Pins	Gms	-1-	-2-	-3-	Total	HDCP	High	HDCP	High	HDCP	To Raise	To Drop	Most Improved	
	Average	HDCP							Total	Game	Sers	Sers	Avg +1	Avg -1	200's	600's	Avg
<b>1 - Opening Champions</b>	Lane 9 HDCP=452 Avg=522																
Andrea Frank	136.75	108	1641	12	112	158	111	381	693	167	273	447	774	414	398	--	--
Loretta Frank	104.58	138	1255	12	91	130	85	306	717	155	287	341	737	320	304	--	--
Jake Simon	155.08	90	1861	12	149	162	134	445	709	223	311	494	737	479	463	1	--
Danielle Simon	127.42	116	1529	12	124	121	131	376	721	187	303	426	738	391	375	--	--
<b>2 - The Scooby Doobies</b>	Lane 21 HDCP=296 Avg=687																
Zander Oehlman	180.75	66	2169	12	173	225	153	551	752	229	305	596	824	546	530	3	--
Bob Lawton	173.50	73	2082	12	161	150	152	463	664	204	272	569	782	528	512	1	--
Dustin Oehlman	161.08	84	1933	12	174	254	158	586	871	254	349	586	871	497	481	1	--
Zac Lawton	173.92	73	2087	12	173	188	166	527	746	241	294	583	746	523	507	2	--
<b>3 - Bowling Stones</b>	Lane 23 HDCP=300 Avg=682																
Maggie Gast	168.50	77	2022	12	130	199	178	507	738	226	312	561	819	513	497	1	--
Rich Gast	158.67	87	1904	12	146	130	230	506	776	230	320	511	776	481	465	2	--
Steph Wray	152.11	93	1369	9	178	169	139	486	777	190	291	486	777	467	454	--	--
Scott Wray	204.67	43	2456	12	188	170	191	549	660	263	305	677	803	619	603	5	2
<b>4 - Team 4</b>	Lane 12 HDCP=221 Avg=766																
Tom Johnson	210.83	38	2530	12	129	242	191	562	652	280	314	746	848	635	619	5	2
Rick Stewart	160.00	85	1920	12	168	219	142	529	802	219	315	582	891	495	479	2	--
Mike Simons	190.25	57	2283	12	137	227	204	568	739	245	308	617	806	582	566	5	1
Brian Babcock	206.58	41	2479	12	149	234	185	568	676	268	298	680	791	626	610	7	2
<b>5 - Livin' On A Spare</b>	Lane 26 HDCP=91 Avg=908																
Bryson Clark	211.92	37	2543	12	143	177	169	489	549	290	324	742	832	637	621	7	3
Jordyn Severson	231.67	18	1390	6	202	229	277	708	771	277	298	708	771	698	688	6	2
Kynan Krause	254.25	0	3051	12	278	300	208	786	786	300	318	874	928	774	758	12	4
Logan Pitts	212.67	36	2552	12	220	195	161	576	663	300	319	705	762	643	627	7	2
<b>6 - Pocket Pounders</b>	Lane 14 HDCP=287 Avg=696																
David Rossa	179.17	67	2150	12	165	178	195	538	739	222	287	543	747	550	534	2	--
Michael Householder A	138.67	106	1664	12	167	113	115	395	704	167	270	437	734	421	405	--	--
Michael Householder W	170.67	76	2048	12	136	145	226	507	732	226	301	529	755	517	501	4	--
Nathan Faldzinski	209.08	38	2509	12	265	152	248	665	794	265	308	665	794	641	625	6	3
<b>7 - Team 7</b>	Lane 27 HDCP=345 Avg=634																
Nichole Spore	156.78	89	1411	9	175	103	185	463	724	185	272	478	745	473	460	--	--
Dan Spore	248.22	1	2234	9	221	198	232	651	651	300	300	832	832	754	741	8	3
Glenda Ketterman	108.17	134	1298	12	114	101	83	298	694	123	257	338	740	337	321	--	--
Sara Ehlers	122.08	121	1465	12	131	167	109	407	785	167	294	407	791	380	364	--	--
<b>8 - Team 8</b>	Lane 15 HDCP=388 Avg=589																
Peggy Lustgarten	121.25	122	1455	12	109	145	145	399	777	148	283	408	813	375	359	--	--
Jerry Wright	138.11	106	1243	9	a128	a128	a128	384	702	186	303	487	838	425	412	--	--
Melissa Tobias	122.25	121	1467	12	97	142	126	365	728	167	274	412	733	378	362	--	--
Russ Tobias	208.17	39	2498	12	248	233	181	662	791	253	297	662	791	637	621	5	4

Name	True			-1-	-2-	-3-	Total	HDCP		High		HDCP		To Raise	To Drop	Most Improved	
	Average	HDCP	Pins					Gms	Total	Game	Game	Sers	Sers			Avg +1	Avg -1
<b>9 - Team 9</b> Lane 2 HDCP=30 Avg=979																	
Mike Plance	225.67	23	2031	9	243	244	218	705	786	255	274	705	786	681	668	8	3
Kris Lyles	263.75	0	3165	12	233	278	235	746	746	300	300	835	835	795	779	12	4
Tim Pitts	243.00	6	2916	12	260	264	228	752	779	300	315	757	802	744	728	12	4
Robert Wroblewski	248.25	1	2979	12	300	195	207	702	702	300	300	789	789	756	740	11	4
Ted Rosenquist	300.00	0	900	3				0	0	300	300	900	900	906	899	3	1
<b>10 - Dirty Birds</b> Lane 18 HDCP=200 Avg=797																	
Mikey McCray	122.78	121	1105	9	a112	a112	a112	336	699	146	263	385	751	371	358	--	--
Josh Hines	188.67	58	1698	9	134	201	105	440	554	255	312	691	862	570	557	5	1
Nick Kafantoris	227.17	21	2726	12	265	210	242	717	792	300	318	717	792	694	678	10	4
Matt Bobrowski	260.44	0	2344	9	a250	a250	a250	750	750	300	300	834	834	788	775	9	3
Nate Diller	89.00	152	267	3				0	0	136	288	267	723	273	266	--	--
<b>11 - 2 Plus 2</b> Lane 19 HDCP=302 Avg=680																	
Joan Dunn	138.92	106	1667	12	175	170	133	478	814	175	287	478	814	418	402	--	--
James Delgado	171.17	75	2054	12	155	166	173	494	713	217	297	567	807	526	510	2	--
Melody Delgado	163.08	82	1957	12	212	186	191	589	868	212	305	589	868	503	487	1	--
Roger Jackson	208.33	39	1875	9	241	264	242	747	921	264	322	747	921	633	620	5	2
Ed Dunn	116.33	127	349	3				0	0	138	265	349	730	353	346	--	--
<b>12 - Ghost Busters</b> Lane 3 HDCP=280 Avg=705																	
Peyton Noble	192.75	55	2313	12	137	220	146	503	641	236	287	630	783	582	566	6	2
Goldie Hostetler	163.92	82	1967	12	185	155	150	490	733	213	306	539	812	493	477	2	--
Josephina Clasen	251.58	0	3019	12	232	237	245	714	714	300	320	831	891	761	745	12	4
Summer Petersen	99.67	143	897	9	89	95	96	280	700	165	321	360	828	303	290	--	--
<b>13 - Violent Collision</b> Lane 22 HDCP=180 Avg=809																	
Gary Gear	197.33	50	1184	6	197	206	187	590	737	212	261	594	741	598	588	2	--
Joshua Baker	185.11	61	1666	9	108	176	248	532	703	255	329	616	838	566	553	3	1
Steve Whitaker	192.83	55	1157	6				0	0	223	283	599	779	580	570	4	--
Aaron Fenters	235.78	14	2122	9	265	256	288	809	899	288	318	809	899	710	697	7	3
Eric Wiseman	217.00	31	651	3	189	250	212	651	744	250	281	651	744	657	650	2	1
<b>14 - 2 Handers</b> Lane 5 HDCP=398 Avg=580																	
Austin Petersen	142.44	102	1282	9	159	107	130	396	687	187	263	510	738	434	421	--	--
VACANT		190	0	0	v50	v50	v50	150	720	0		0				--	--
Gepson Matthes	235.11	14	2116	9	250	288	276	814	907	288	319	814	907	716	703	8	3
Kolton Hostetler	153.58	92	1843	12	175	123	143	441	711	210	298	525	789	467	451	1	--
<b>15 - Tree Huggers</b> Lane 8 HDCP=519 Avg=453																	
VACANT		190	0	0	v50	v50	v50	150	720	0		0				--	--
VACANT		190	0	0	v50	v50	v50	150	720	0		0				--	--
John Cegar	133.22	111	1199	9	a123	a123	a123	369	702	177	297	458	818	409	396	--	--
Jimi Glacier	220.75	28	2649	12	258	264	256	778	898	267	304	778	898	666	650	7	3
<b>16 - We Dont Know</b> Lane 24 HDCP=156 Avg=833																	
Kyle Ketchum Jr	215.50	33	2586	12	213	234	264	711	828	264	303	711	828	654	638	7	3
Kyle Ketchum Sr	243.67	6	2924	12	210	146	166	522	522	300	300	835	835	736	720	10	3
Kaylynn Ketchum	167.17	78	2006	12	161	105	130	396	600	275	332	571	750	514	498	2	--
Derrick Calmbacher	208.00	39	2496	12	231	233	233	697	841	265	303	697	841	639	623	8	3
<b>17 - Glory Bowls</b> Lane 25 HDCP=286 Avg=696																	
Dan Ormos	164.33	81	1972	12	138	178	196	512	761	201	303	543	849	503	487	1	--
Jeramie Conners	165.83	80	1990	12	142	157	159	458	686	241	312	574	787	500	484	2	--
Nathan Doran	158.50	87	951	6	149	182	131	462	708	186	268	489	735	480	470	--	--
Loewen Payne	209.25	38	2511	12	203	235	262	700	838	267	332	700	858	639	623	7	3
Mike Johns	170.33	76	511	3				0	0	219	295	511	739	515	508	1	--
<b>18 - Too Legit to Split</b> Lane 10 HDCP=163 Avg=827																	
Zack Simon	183.17	63	2198	12	186	182	300	668	896	300	376	668	896	562	546	2	1
Jeff McNabb	191.75	56	2301	12	203	151	199	553	712	254	292	630	744	579	563	4	2
Leanne Kerley	220.33	28	1983	9	216	232	188	636	708	256	293	712	823	669	656	8	3
Robert Kerley	233.11	16	2098	9	236	267	177	680	719	298	315	721	772	710	697	7	3
<b>19 - The Pin Ups</b> Lane 11 HDCP=433 Avg=542																	
Kris Scifres	129.08	114	1549	12	91	193	136	420	774	193	311	449	774	401	385	--	--
VACANT		190	0	0	v50	v50	v50	150	720	0		0				--	--
Scott Miller	204.83	43	2458	12	151	121	156	428	497	265	301	740	839	617	601	6	3
Denise Miller	159.67	86	1916	12	104	127	223	454	703	223	306	508	763	484	468	1	--

Name	True			-1-	-2-	-3-	Total	HDCP					To Raise		To Drop		Most Improved	
	Average	HDCP	Pins Gms					Total	High Game	HDCP Game	High Sers	HDCP Sers	Avg +1	Avg -1	200's	600's	Avg	+/-
<b>20 - The Love Bunnies</b> Lane 28 HDCP=310 Avg=671																		
Alex Lippelt	182.08	64	2185	12	180	205	230	615	831	230	302	615	831	560	544	3	1	
Lupita San Juan	121.08	122	1453	12	127	166	189	482	887	189	324	482	887	377	361	--	--	
Isabel Farmer	147.33	97	1768	12	142	177	195	514	829	195	300	514	829	452	436	--	--	
Chase Farmer	221.83	27	2662	12	182	245	115	542	584	278	283	740	758	668	652	9	3	
<b>21 - The Gummy Bears</b> Lane 13 HDCP=164 Avg=824																		
Timothy Primiani	225.75	23	2709	12	222	211	153	586	628	300	305	732	747	681	665	9	3	
Joseph Primiani	243.25	6	2919	12	241	287	244	772	805	287	299	772	875	741	725	11	4	
Lucas Doran	168.75	77	2025	12	124	149	154	427	634	241	292	590	784	510	494	2	--	
Christan VeCasey	188.83	58	2266	12	178	157	176	511	667	233	290	605	773	569	553	4	1	
<b>22 - Minus One</b> Lane 1 HDCP=416 Avg=565																		
Amanda McLamb	117.67	126	1059	9	a107	a107	a107	321	699	161	283	401	767	357	344	--	--	
VACANT		190	0	0	v50	v50	v50	150	720	0		0				--	--	
Devon McLamb	144.58	100	1735	12	122	178	213	513	840	213	322	513	840	440	424	1	--	
Jason McLamb	254.83	0	3058	12	300	278	278	856	871	300	305	856	871	767	751	12	4	
<b>23 - Brooklyn Bandits</b> Lane 4 HDCP=301 Avg=681																		
Christine Dalke	139.08	105	1669	12	158	216	133	507	849	216	330	507	849	431	415	1	--	
Nate Vas	106.00	136	1272	12	105	112	151	368	794	151	293	368	794	333	317	--	--	
Matt Dalke	186.92	60	2243	12	194	184	188	566	746	221	281	579	780	562	546	3	--	
Junior Dalke	250.67	0	3008	12	265	288	157	710	710	300	318	804	855	757	741	11	4	
<b>24 - Fluffy Cats</b> Lane 16 HDCP=485 Avg=488																		
Tammy Potis	175.75	71	2109	12	105	218	245	568	793	245	320	570	822	531	515	3	--	
VACANT		190	0	0	v50	v50	v50	150	720	0		0				--	--	
Jenna Potis	104.58	138	1255	12	90	108	106	304	715	152	274	365	731	320	304	--	--	
Sam Potis	159.08	86	1909	12	118	132	106	356	578	261	310	594	741	491	475	2	--	
<b>25 - That's How We Roll</b> Lane 17 HDCP=324 Avg=657																		
Jessica Tucker	129.83	114	1558	12	153	151	150	454	817	153	274	454	817	392	376	--	--	
Marcus Tucker	171.67	75	2060	12	181	147	211	539	767	211	310	613	910	520	504	3	1	
Louis Avila	177.75	69	2133	12	140	147	221	508	706	266	354	583	847	537	521	3	--	
Dennis Mitchell	180.89	66	1628	9	161	189	198	548	746	216	264	627	746	544	531	3	1	
<b>26 - Twinkle Toes</b> Lane 6 HDCP=362 Avg=617																		
Randall Alexander Jr	196.00	51	2352	12	206	212	193	611	773	224	267	613	773	603	587	5	2	
Margaret Alexander	133.33	111	1600	12	103	72	120	295	592	179	275	446	734	410	394	--	--	
Randall Alexander III	68.75	172	825	12	30	46	63	139	634	103	271	256	769	210	194	--	--	
Whitney Wojtkowski	220.75	28	2649	12	242	201	221	664	748	298	351	727	886	666	650	9	3	
<b>27 - ESMBOYZ</b> Lane 7 HDCP=225 Avg=761																		
Cole Smith	189.50	57	1137	6	138	228	235	601	805	250	318	601	805	573	563	3	1	
Andrew Robbins	180.67	66	1626	9	235	179	180	594	816	235	309	594	816	546	533	1	--	
Brian Hardsock	212.44	36	1912	9	199	243	172	614	710	253	307	719	881	644	631	5	2	
Tyler Hardsock	180.56	66	1625	9	180	143	171	494	668	245	284	625	742	547	534	2	1	
<b>28 - Grabill Family</b> Lane 20 HDCP=449 Avg=525																		
Jared Grabill	204.44	43	1840	9	220	161	165	546	645	277	311	651	753	620	607	5	2	
Jessica Grabill	116.44	127	1048	9	98	82	115	295	649	186	297	400	733	356	343	--	--	
Camden Grabill	86.00	155	774	9	78	95	92	265	736	124	290	283	781	270	257	--	--	
Chase Grabill	119.11	124	1072	9	110	122	157	389	779	157	287	389	779	368	355	--	--	

League Average Week-by-Week



**Important Messages**

HOUSE MYSTERY POT: \$2.00 to Enter, Covers Games 1 & 2 ONLY  
 Circle The Number Next To Your Name and Drop Your \$2 In The Bucket

**Alphabetical List of All Members of This League**

Lane			True				Lane			True			
NxtWk	Team	Name	Average	Pins	Gms	HDCP	NxtWk	Team	Name	Average	Pins	Gms	HDCP
1	0	, Butters		0	0	0	59	28	20	Farmer, Chase	221.83	2662	12 27
2	0	???, Kerry		0	0	0	60	28	20	Farmer, Isabel	147.33	1768	12 97
3	6	26 Alexander, Margaret	133.33	1600	12	111	61	22	13	Fenters, Aaron	235.78	2122	9 14
4	6	26 Alexander III, Randall	68.75	825	12	172	62	9	1	Frank, Andrea	136.75	1641	12 108
5	6	26 Alexander Jr, Randall	196.00	2352	12	51	63	9	1	Frank, Loretta	104.58	1255	12 138
6	17	25 Avila, Louis	177.75	2133	12	69	64	23	3	Gast, Maggie	168.50	2022	12 77
7	12	4 Babcock, Brian	206.58	2479	12	41	65	23	3	Gast, Rich	158.67	1904	12 87
8	22	13 Baker, Joshua	185.11	1666	9	61	66	22	13	Gear, Gary	197.33	1184	6 50
9	0	Balazs, Pam		0	0	0	67		0	Girouard, Jadelynn		0	0 0
10	0	Balcerak, Tom		0	0	0	68	8	15	Glacier, Jimi	220.75	2649	12 28
11	0	Barnes, Alzora		0	0	0	69		0	Gniadecki, Abigail		0	0 0
12	0	Bartos, Baylei		0	0	0	70	20	28	Grabill, Camden	86.00	774	9 155
13	0	Bartos, Mason		0	0	0	71	20	28	Grabill, Chase	119.11	1072	9 124
14	18	10 Bobrowski, Matt	260.44	2344	9	0	72	20	28	Grabill, Jared	204.44	1840	9 43
15	0	Bohm, Isaac		0	0	0	73	20	28	Grabill, Jessica	116.44	1048	9 127
16	0	Bohm, Maggie		0	0	0	74		0	Grainger, Jacob	188.33	565	3 58
17	0	Bohm, Nick		0	0	0	75		0	Gutierrez, Jeremy		0	0 0
18	0	Bryant, Jeremy		0	0	0	76	7	27	Hardsock, Brian	212.44	1912	9 36
19	0	Bryant, Katrina		0	0	0	77	7	27	Hardsock, Tyler	180.56	1625	9 66
20	0	Buczko, Eddie		0	0	0	78		0	Hardwick, Ben		0	0 0
21	0	Calhoun, Jake		0	0	0	79		0	Hillers, Tim		0	0 0
22	24	16 Calmbacher, Derrick	208.00	2496	12	39	80	18	10	Hines, Josh	188.67	1698	9 58
23	0	Carr, Sawyer		0	0	0	81	3	12	Hostetler, Goldie	163.92	1967	12 82
24	0	Carr, Scott		0	0	0	82	5	14	Hostetler, Kolton	153.58	1843	12 92
25	8	15 Cegar, John	133.22	1199	9	111	83	14	6	Householder A, Michael	138.67	1664	12 106
26	0	Ciavirelli, Jon		0	0	0	84	14	6	Householder W, Michael	170.67	2048	12 76
27	0	Ciavirelli, Jonny		0	0	0	85		0	Howell, Nicholas		0	0 0
28	0	Ciavirelli, Lily		0	0	0	86		0	Hutnick, Heather		0	0 0
29	0	Ciesielski, Bree		0	0	0	87		0	Hutnick, Mark		0	0 0
30	0	Ciesielski, Bella		0	0	0	88	19	11	Jackson, Roger	208.33	1875	9 39
31	0	Clark, Ashley		0	0	0	89	25	17	Johns, Mike	170.33	511	3 76
32	26	5 Clark, Bryson	211.92	2543	12	37	90		0	Johnson, Andrew		0	0 0
33	0	Clark, John		0	0	0	91		0	Johnson, Ann		0	0 0
34	3	12 Clasen, Josephina	251.58	3019	12	0	92		0	Johnson, Scott		0	0 0
35	25	17 Conners, Jeramie	165.83	1990	12	80	93	12	4	Johnson, Tom	210.83	2530	12 38
36	0	Cuellar, Devanne		0	0	0	94	18	10	Kafantoris, Nick	227.17	2726	12 21
37	0	Curry, Hank		0	0	0	95		0	Kaiser, Quintin		0	0 0
38	0	Curry, Sam		0	0	0	96	10	18	Kerley, Leanne	220.33	1983	9 28
39	4	23 Dalke, Christine	139.08	1669	12	105	97		0	Kerley, Rebecca		0	0 0
40	4	23 Dalke, Junior	250.67	3008	12	0	98	10	18	Kerley, Robert	233.11	2098	9 16
41	4	23 Dalke, Matt	186.92	2243	12	60	99	24	16	Ketchum, Kaylynn	167.17	2006	12 78
42	0	Davis, Michael		0	0	0	100	24	16	Ketchum Jr, Kyle	215.50	2586	12 33
43	0	Davis, Michael		0	0	0	101	24	16	Ketchum Sr, Kyle	243.67	2924	12 6
44	19	11 Delgado, James	171.17	2054	12	75	102	27	7	Ketterman, Glenda	108.17	1298	12 134
45	19	11 Delgado, Melody	163.08	1957	12	82	103	26	5	Krause, Kynan	254.25	3051	12 0
46	0	DiAnni, Joe		0	0	0	104		0	Krupa, Al		0	0 0
47	18	10 Diller, Nate	89.00	267	3	152	105		0	Kwiatkoski, Sherry		0	0 0
48	0	Dominiak, David		0	0	0	106	21	2	Lawton, Bob	173.50	2082	12 73
49	0	Dominiak, Victor		0	0	0	107	21	2	Lawton, Zac	173.92	2087	12 73
50	0	Doolittle, Leif		0	0	0	108	28	20	Lippelt, Alex	182.08	2185	12 64
51	13	21 Doran, Lucas	168.75	2025	12	77	109		0	Lockwood, J'Shaun		0	0 0
52	25	17 Doran, Nathan	158.50	951	6	87	110	15	8	Lustgarten, Peggy	121.25	1455	12 122
53	0	Downey, Haadynn		0	0	0	111	2	9	Lyles, Kris	263.75	3165	12 0
54	19	11 Dunn, Ed	116.33	349	3	127	112	5	14	Matthes, Gepson	235.11	2116	9 14
55	19	11 Dunn, Joan	138.92	1667	12	106	113	18	10	McCray, Mikey	122.78	1105	9 121
56	0	Dwyer, Kat		0	0	0	114	1	22	McLamb, Amanda	117.67	1059	9 126
57	27	7 Ehlers, Sara	122.08	1465	12	121	115		0	McLamb, Bryce		0	0 0
58	14	6 Faldzinski, Nathan	209.08	2509	12	38	116	1	22	McLamb, Devon	144.58	1735	12 100



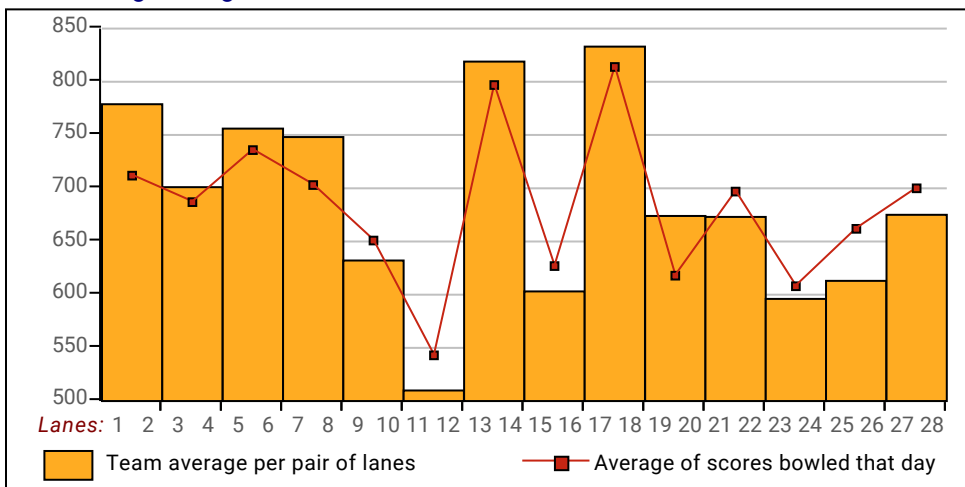
Lane				True				Lane				True			
NxtWk	Team	Name	Average	Pins	Gms	HDCP	NxtWk	Team	Name	Average	Pins	Gms	HDCP		
117	1	22	McLamb, Jason	254.83	3058	12	0	157	0	Schafbuctt, Jack		0	0	0	
118	10	18	McNabb, Jeff	191.75	2301	12	56	158	11	19	Scifres, Kris	129.08	1549	12	114
119		0	McWhirter, Kim		0	0	0	159	26	5	Severson, Jordyn	231.67	1390	6	18
120		0	Mears, Jenny		0	0	0	160		0	Severson, Tracy		0	0	0
121		0	Mears, Lauryn		0	0	0	161	9	1	Simon, Danielle	127.42	1529	12	116
122	11	19	Miller, Denise	159.67	1916	12	86	162	9	1	Simon, Jake	155.08	1861	12	90
123	11	19	Miller, Scott	204.83	2458	12	43	163	10	18	Simon, Zack	183.17	2198	12	63
124	17	25	Mitchell, Dennis	180.89	1628	9	66	164	12	4	Simons, Mike	190.25	2283	12	57
125		0	Mocaby-Ankarlo, Jada K.		0	0	0	165	7	27	Smith, Cole	189.50	1137	6	57
126		0	Murray, Zak		0	0	0	166	27	7	Spore, Dan	248.22	2234	9	1
127	20	28	Myers, Michael		0	0	0	167	27	7	Spore, Nichole	156.78	1411	9	89
128		0	Myers, Sarah		0	0	0	168	12	4	Stewart, Rick	160.00	1920	12	85
129		0	Nicholas III, Jerry		0	0	0	169		0	Taing, Alyssa		0	0	0
130		0	Noble, Adam		0	0	0	170		0	Thielen, Chris		0	0	0
131	3	12	Noble, Peyton	192.75	2313	12	55	171		0	Thielen, Joseph		0	0	0
132	21	2	Oehlman, Dustin	161.08	1933	12	84	172		0	Thielen, Zach		0	0	0
133	21	2	Oehlman, Zander	180.75	2169	12	66	173	15	8	Tobias, Melissa	122.25	1467	12	121
134	25	17	Ormos, Dan	164.33	1972	12	81	174	15	8	Tobias, Russ	208.17	2498	12	39
135	25	17	Payne, Loewen	209.25	2511	12	38	175		0	Tomczak, Matt		0	0	0
136	5	14	Petersen, Austin	142.44	1282	9	102	176	17	25	Tucker, Jessica	129.83	1558	12	114
137		0	Petersen, Jimmy		0	0	0	177	17	25	Tucker, Marcus	171.67	2060	12	75
138	3	12	Petersen, Summer	99.67	897	9	143	178		0	Vanderhayden, Billy		0	0	0
139		0	Petersen, Tiffany		0	0	0	179		0	Vanderhayden, Hayley		0	0	0
140	26	5	Pitts, Logan	212.67	2552	12	36	180		0	Vanderploeg, Colton		0	0	0
141	2	9	Pitts, Tim	243.00	2916	12	6	181		0	Vanderploeg, Donald		0	0	0
142	2	9	Plance, Mike	225.67	2031	9	23	182		0	Vanderploeg, Easton		0	0	0
143	16	24	Potis, Jenna	104.58	1255	12	138	183	4	23	Vas, Nate	106.00	1272	12	136
144	16	24	Potis, Sam	159.08	1909	12	86	184	13	21	VeCasey, Christan	188.83	2266	12	58
145	16	24	Potis, Tammy	175.75	2109	12	71	185		0	Volcsko, Nattalie		0	0	0
146	13	21	Primiani, Joseph	243.25	2919	12	6	186		0	Watkins, Olivia		0	0	0
147	13	21	Primiani, Timothy	225.75	2709	12	23	187		0	Watkins, Robert		0	0	0
148		0	Pugh, Chris		0	0	0	188	22	13	Whitaker, Steve	192.83	1157	6	55
149	7	27	Robbins, Andrew	180.67	1626	9	66	189		0	Whitten, Casey		0	0	0
150		0	Rodich, Michael		0	0	0	190	22	13	Wiseman, Eric	217.00	651	3	31
151		0	Rosenquist, Korinn		0	0	0	191	6	26	Wojtkowski, Whitney	220.75	2649	12	28
152	2	9	Rosenquist, Ted	300.00	900	3	0	192		0	Worden, Andrew		0	0	0
153	14	6	Rossa, David	179.17	2150	12	67	193	23	3	Wray, Scott	204.67	2456	12	43
154	28	20	San Juan, Lupita	121.08	1453	12	122	194	23	3	Wray, Steph	152.11	1369	9	93
155		0	Schafbuctt, Bryan		0	0	0	195	15	8	Wright, Jerry	138.11	1243	9	106
156		0	Schafbuctt, Colin		0	0	0	196	2	9	Wroblewski, Robert	248.25	2979	12	1

**Men & Women, Left & Right Handed Statistics**

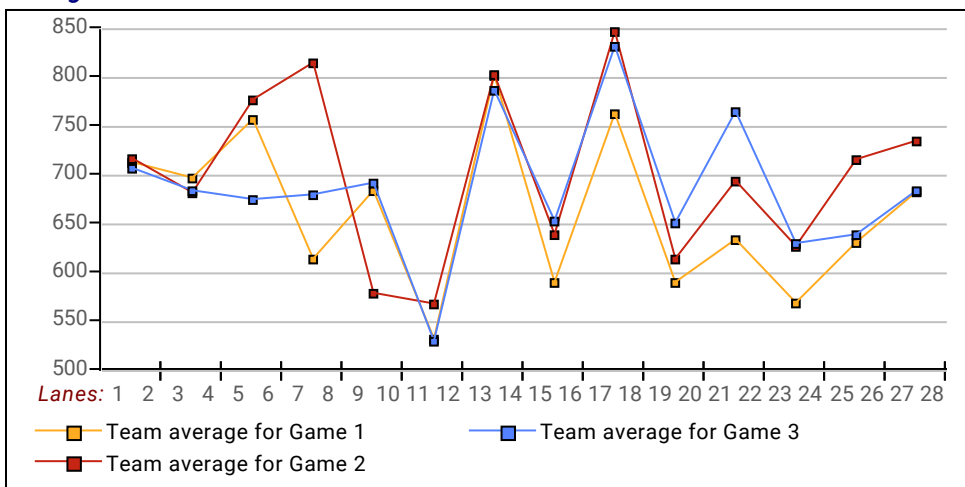
*Unless designated left handed, bowlers are considered right handed.*

	<b>Over All</b>	<b>M-Rt</b>	<b>M-Left</b>	<b>W-Rt</b>	<b>W-Left</b>
How many people bowled	101	67	0	25	0
Number of games bowled	303	201	0	75	0
Actual average of week's scores	179.00	187.26	0.00	147.69	0.00
How many games above average	151	101	0	39	0
How many games below average	148	96	0	36	0
Pins above/below average per game	-0.83	-0.62	0.00	1.41	0.00
How many people raised average by this amount	48 6.31	34 6.18	-- 0.00	11 6.15	-- 0.00
How many people went down by this amount	52 -6.37	32 -7.01	-- 0.00	14 -4.89	-- 0.00
League average before bowling	180.24	188.30	0.00	146.68	0.00
League average after bowling	179.96	188.09	0.00	146.65	0.00
Change in league average	-0.28	-0.21	0.00	-0.03	0.00
800s	3	2	--	--	--
775s	2	1	--	--	--
750s	2	2	--	--	--
725s	2	2	--	--	--
700s	8	6	--	--	--
675s	2	2	--	--	--
650s	6	4	--	2	--
625s	1	--	--	1	--
600s	4	4	--	--	--
575s	6	4	--	1	--
550s	7	6	--	1	--
525s	9	9	--	--	--
500s	11	7	--	3	--
475s	7	3	--	2	--
450s	6	3	--	3	--
425s	5	4	--	--	--
400s	2	1	--	1	--
below 400	18	7	--	11	--
300s	4	3	--	--	--
275s	10	6	--	--	--
250s	17	16	--	--	--
225s	40	32	--	4	--
200s	33	21	--	8	--
175s	54	38	--	12	--
150s	50	37	--	9	--
125s	44	26	--	14	--
100s	33	15	--	17	--
below 100	18	7	--	11	--

Team Average vs Avg of Scores



Average of Scores for Each Game



Amount Over/Under Team Average

