

Monday 7:00 pm

Inman's Bowling & Fun Center

Lanes 1 - 28

Secretary/Treasurer: Shaun Ciesielski (219)462-1300 Shaun@inmansbowl.com

View Standings on the Web

Visit LeagueSecretary.com - This league's ID number is 105363

View standings, bowler history, statistics and more. Also check out the Mobile App.



Important Announcements

HOUSE JACKPOT: \$2 House Mystery, \$3 Strike It Ritch, \$5 Stay Clean

SHOP BOWLING EQUIPMENT www.AboveALLBowling.com PROMO CODE: INMANS5

*BOWL-OUTS Call ahead to schedule. Mon,Tues,Thurs 10a-5p or 9p-11p.
Wed+Sat 10a-5p, Sun 12p-5p. Times Subject To Change Based on Business

===== U P C O M I N G T O U R N A M E N T S =====

www.ShaunsTournaments.com & www.Facebook.com/ShausTournaments

ADULTS W I N C A S H & YOUTH W I N S C H O L A R S H I P

-King of the Hill Friday's Weekly Tournament 10:00pm May 24 - Aug. 16

Team Standings

| Place | Lane | # | Team Name | Points Won | Points Lost | %Won | Scratch Pins | Pins + HDCP | Team Avg | High Game | HDCP Game | High Sers | HDCP Sers | Year-To-Date WON | Y-T-D LOST |
|-------|------|----|--------------------|------------|-------------|------|--------------|-------------|----------|-----------|-----------|-----------|-----------|------------------|------------|
| 1 | 17 | 21 | The Gummy Bears | 17 | 4 | 81.0 | 7623 | 9015 | 845 | 878 | 1036 | 2612 | 3086 | 17 | 4 |
| 2 | 13 | 18 | Team 18 | 16 | 5 | 76.2 | 7363 | 8803 | 824 | 924 | 1089 | 2569 | 3064 | 16 | 5 |
| 3 | 28 | 23 | Brooklyn Bandits | 15 | 6 | 71.4 | 6041 | 9215 | 670 | 791 | 1121 | 2137 | 3147 | 15 | 6 |
| 4 | 7 | 12 | Ghost Busters | 14 | 7 | 66.7 | 6434 | 9314 | 723 | 800 | 1100 | 2317 | 3205 | 14 | 7 |
| 5 | 10 | 14 | 2 Handers | 14 | 7 | 66.7 | 5111 | 8591 | 569 | 643 | 1035 | 1826 | 3002 | 14 | 7 |
| 6 | 27 | 3 | Bowling Stones | 13 | 8 | 61.9 | 6114 | 8748 | 681 | 764 | 1080 | 2123 | 3071 | 13 | 8 |
| 7 | 2 | 5 | Livin' On A Spare | 12 | 9 | 57.1 | 8279 | 8981 | 925 | 1049 | 1123 | 2850 | 3108 | 12 | 9 |
| 8 | 8 | 4 | Team 4 | 12 | 9 | 57.1 | 6985 | 8956 | 774 | 892 | 1126 | 2547 | 3249 | 12 | 9 |
| 9 | 11 | 8 | Team 8 | 12 | 9 | 57.1 | 5237 | 8894 | 581 | 650 | 1061 | 1783 | 3016 | 12 | 9 |
| 10 | 9 | 6 | Pocket Pounders | 12 | 9 | 57.1 | 6266 | 8759 | 695 | 768 | 1039 | 2143 | 2967 | 12 | 9 |
| 11 | 25 | 22 | Minus One | 12 | 9 | 57.1 | 4933 | 8755 | 546 | 640 | 1072 | 1768 | 3064 | 12 | 9 |
| 12 | 22 | 17 | Glory Bowls | 12 | 9 | 57.1 | 5923 | 8404 | 696 | 821 | 1141 | 2269 | 3229 | 12 | 9 |
| 13 | 15 | 11 | 2 Plus 2 | 11 | 10 | 52.4 | 5594 | 8849 | 645 | 718 | 1085 | 2053 | 3154 | 11 | 10 |
| 14 | 24 | 28 | Grabill Family | 7 | 7 | 50.0 | 3239 | 5891 | 537 | 637 | 1079 | 1633 | 2959 | 7 | 7 |
| 15 | 3 | 27 | ESMBOYZ | 7 | 7 | 50.0 | 4562 | 5852 | 754 | 835 | 1045 | 2331 | 2961 | 7 | 7 |
| 16 | 6 | 9 | Team 9 | 10 | 11 | 47.6 | 9086 | 9308 | 982 | 1121 | 1136 | 3167 | 3212 | 10 | 11 |
| 17 | 20 | 16 | We Dont Know | 10 | 11 | 47.6 | 7686 | 8967 | 851 | 979 | 1123 | 2664 | 3096 | 10 | 11 |
| 18 | 1 | 26 | Twinkle Toes | 9 | 12 | 42.9 | 5717 | 8924 | 634 | 782 | 1145 | 1979 | 3068 | 9 | 12 |
| 19 | 19 | 24 | Fluffy Cats | 9 | 12 | 42.9 | 4495 | 8644 | 498 | 617 | 1071 | 1566 | 2928 | 9 | 12 |
| 20 | 21 | 25 | That's How We Roll | 9 | 12 | 42.9 | 5450 | 8321 | 651 | 789 | 1133 | 2145 | 3177 | 9 | 12 |
| 21 | 16 | 19 | The Pin Ups | 8 | 13 | 38.1 | 5071 | 8770 | 562 | 586 | 1007 | 1732 | 2995 | 8 | 13 |
| 22 | 4 | 7 | Team 7 | 7 | 14 | 33.3 | 4889 | 8924 | 649 | 734 | 1089 | 2035 | 3100 | 7 | 14 |
| 23 | 12 | 15 | Tree Huggers | 7 | 14 | 33.3 | 3970 | 8722 | 440 | 517 | 1054 | 1365 | 2979 | 7 | 14 |
| 24 | 26 | 2 | The Scooby Doobies | 7 | 14 | 33.3 | 6144 | 8694 | 680 | 850 | 1127 | 2124 | 2955 | 7 | 14 |
| 25 | 5 | 1 | Opening Champions | 7 | 14 | 33.3 | 4778 | 8636 | 530 | 654 | 1075 | 1667 | 2930 | 7 | 14 |
| 26 | 18 | 13 | Violent Collision | 7 | 14 | 33.3 | 4318 | 5467 | 797 | 881 | 1097 | 2477 | 3125 | 7 | 14 |
| 27 | 23 | 20 | The Love Bunnies | 5 | 16 | 23.8 | 5915 | 8672 | 655 | 756 | 1065 | 2082 | 3009 | 5 | 16 |
| 28 | 14 | 10 | Dirty Birds | 4 | 17 | 19.0 | 6983 | 9017 | 814 | 923 | 1113 | 2523 | 3093 | 4 | 17 |

** Teams appear out of order because standings are determined by percentage of wins to losses, NOT total points

Review of Last Week's Bowling.....

| Lanes | Team Name | HDCP -1- | HDCP -2- | HDCP -3- | HDCP Total | Last Wk WON | | Team Name | HDCP -1- | HDCP -2- | HDCP -3- | HDCP Total | Last Wk WON |
|-------|-------------------|----------|----------|----------|------------|-------------|-------|--------------------|----------|----------|----------|------------|-------------|
| 1-2 | Glory Bowls | 973 | 1025 | 847 | 2845 | 5 | <---> | 2 Handers | 907 | 863 | 910 | 2680 | 2 |
| 3-4 | The Love Bunnies | 974 | 916 | 825 | 2715 | 2 | <---> | Tree Huggers | 939 | 1054 | 986 | 2979 | 5 |
| 5-6 | Team 18 | 892 | 907 | 962 | 2761 | 2 | <---> | Minus One | 939 | 855 | 968 | 2762 | 5 |
| 7-8 | Brooklyn Bandits | 1121 | 1051 | 955 | 3127 | 5 | <---> | The Pin Ups | 1007 | 988 | 1000 | 2995 | 2 |
| 9-10 | The Gummy Bears | 1036 | 1025 | 1025 | 3086 | 7 | <---> | Twinkle Toes | 943 | 965 | 1009 | 2917 | 0 |
| 11-12 | Fluffy Cats | 949 | 970 | 996 | 2915 | 5 | <---> | ESMBOYZ | 939 | 932 | 1020 | 2891 | 2 |
| 13-14 | Opening Champions | 983 | 986 | 944 | 2913 | 5 | <---> | That's How We Roll | 1003 | 902 | 919 | 2824 | 2 |
| 15-16 | Grabill Family | 909 | 1079 | 971 | 2959 | 5 | <---> | Team 4 | 862 | 860 | 1025 | 2747 | 2 |
| 17-18 | Pocket Pounders | 958 | 974 | 1035 | 2967 | 5 | <---> | The Scooby Doobies | 874 | 1032 | 991 | 2897 | 2 |
| 19-20 | Team 8 | 994 | 1027 | 925 | 2946 | 2 | <---> | Bowling Stones | 986 | 1080 | 1005 | 3071 | 5 |
| 21-22 | Livin' On A Spare | 1040 | 1030 | 1038 | 3108 | 7 | <---> | Dirty Birds | 1013 | 986 | 945 | 2944 | 0 |
| 23-24 | Team 7 | 970 | 963 | 994 | 2927 | 0 | <---> | 2 Plus 2 | 1066 | 1003 | 1085 | 3154 | 7 |
| 25-26 | Violent Collision | 1097 | 1067 | 961 | 3125 | 7 | <---> | Team 9 | 1053 | 1031 | 896 | 2980 | 0 |
| 27-28 | Ghost Busters | 1093 | 1096 | 1016 | 3205 | 7 | <---> | We Dont Know | 1041 | 988 | 790 | 2819 | 0 |

Lane Assignments

| | 1-2 | 3-4 | 5-6 | 7-8 | 9-10 | 11-12 | 13-14 | 15-16 | 17-18 | 19-20 | 21-22 | 23-24 | 25-26 | 27-28 |
|------------|--------|--------|--------|--------|--------|-------|--------|--------|--------|--------|--------|--------|-------|-------|
| Wk04 04/29 | 26- 5 | 27- 7 | 1- 9 | 12- 4 | 6- 14 | 8- 15 | 18- 10 | 11- 19 | 21- 13 | 24- 16 | 25- 17 | 20- 28 | 22- 2 | 3- 23 |
| Wk05 05/06 | 22- 9 | 12- 23 | 14- 26 | 27- 15 | 1- 18 | 19- 4 | 21- 6 | 8- 24 | 25- 10 | 11- 28 | 2- 13 | 3- 16 | 17- 5 | 7- 20 |
| Wk06 05/13 | 12- 20 | 14- 22 | 23- 15 | 18- 26 | 19- 27 | 21- 1 | 24- 4 | 25- 6 | 28- 8 | 10- 2 | 11- 3 | 13- 5 | 7- 16 | 9- 17 |

Individual High Averages

| Men | Score | Name | Women | Score | Name | Boys | Score | Name | Girls | Score | Name |
|-----|--------|-----------------|-------|--------|-----------------|------|--------|------------------|-------|--------|------------------|
| | 300.00 | Ted Rosenquist | | 263.83 | Dan Spore | | 251.67 | Kynan Krause | | 256.11 | Josephina Clase |
| | 268.78 | Kris Lyles | | 224.50 | Leanne Kerley | | 228.22 | Bryson Clark | | 227.33 | Jordyn Severson |
| | 266.89 | Kyle Ketchum Sr | | 220.56 | Whitney Wojtkow | | 219.56 | Logan Pitts | | 201.11 | Peyton Noble |
| | 260.44 | Matt Bobrowski | | 178.89 | Kaylynn Ketchum | | 217.00 | Gepson Matthes | | 164.11 | Goldie Hostetler |
| | 255.33 | Junior Dalke | | 171.22 | Tammy Potis | | 155.78 | Kolton Hostetler | | | |
| | 253.00 | Robert Wroblews | | 168.33 | Maggie Gast | | | | | | |
| | 244.67 | Jason McLamb | | 162.44 | Denise Miller | | | | | | |
| | 240.44 | Tim Pitts | | 158.00 | Nichole Spore | | | | | | |
| | 238.56 | Joseph Primiani | | 152.00 | Melody Delgado | | | | | | |
| | 236.33 | Robert Kerley | | 147.17 | Steph Wray | | | | | | |

Season High Scores

| | Team Scratch Game | Team Scratch Series | Team Handicap Game | Team Handicap Series |
|--------------|------------------------|------------------------|-------------------------|-------------------------|
| | 1121 Team 9 | 3167 Team 9 | 1145 Twinkle Toes | 3249 Team 4 |
| | 1049 Livin' On A Spare | 2850 Livin' On A Spare | 1141 Glory Bowls | 3229 Glory Bowls |
| | 979 We Dont Know | 2664 We Dont Know | 1136 Team 9 | 3212 Team 9 |
| | 924 Team 18 | 2612 The Gummy Bears | 1133 That's How We Roll | 3205 Ghost Busters |
| | 923 Dirty Birds | 2569 Team 18 | 1127 The Scooby Doobies | 3177 That's How We Roll |
| | Scratch Game | Scratch Series | Handicap Game | Handicap Series |
| Men | 300 Kyle Ketchum Sr | 900 Ted Rosenquist | 354 Louis Avila | 910 Marcus Tucker |
| | 300 Timothy Primiani | 835 Kyle Ketchum Sr | 332 Loewen Payne | 902 Roger Jackson |
| | 300 Junior Dalke | 835 Kris Lyles | 329 Joshua Baker | 900 Ted Rosenquist |
| | 300 Ted Rosenquist | 834 Matt Bobrowski | 318 Junior Dalke | 891 Rick Stewart |
| | 300 Jason McLamb | 804 Junior Dalke | 318 Cole Smith | 881 Brian Hardsock |
| | 300 Nick Kafantoris | | 318 Nick Kafantoris | |
| | 300 Matt Bobrowski | | | |
| | 300 Tim Pitts | | | |
| | 300 Kris Lyles | | | |
| Women | 300 Dan Spore | 832 Dan Spore | 351 Whitney Wojtkowski | 886 Whitney Wojtkowski |
| | 298 Whitney Wojtkowski | 727 Whitney Wojtkowski | 332 Kaylynn Ketchum | 844 Christine Dalke |
| | 275 Kaylynn Ketchum | 712 Leanne Kerley | 321 Summer Petersen | 832 Dan Spore |
| | 256 Leanne Kerley | 571 Kaylynn Ketchum | 312 Maggie Gast | 828 Summer Petersen |
| | 226 Maggie Gast | 570 Tammy Potis | 311 Christine Dalke | 823 Leanne Kerley |
| Boys | 300 Logan Pitts | 874 Kynan Krause | 324 Bryson Clark | 928 Kynan Krause |
| | 300 Kynan Krause | 742 Bryson Clark | 319 Logan Pitts | 832 Bryson Clark |
| | 290 Bryson Clark | 705 Logan Pitts | 318 Kynan Krause | 789 Kolton Hostetler |
| | 227 Gepson Matthes | 671 Gepson Matthes | 298 Kolton Hostetler | 785 Gepson Matthes |
| | 210 Kolton Hostetler | 525 Kolton Hostetler | 265 Gepson Matthes | 762 Logan Pitts |

Season High Scores - Continued

| | | | | |
|--------------|----------------------------------|----------------------|-----------------------------------|----------------------|
| Girls | 300 Josephina Clasen | 831 Josephina Clasen | 320 Josephina Clasen | 891 Josephina Clasen |
| | 264 Jordyn Severson | 682 Jordyn Severson | 306 Goldie Hostetler | 812 Goldie Hostetler |
| | 236 Peyton Noble | 630 Peyton Noble | 287 Peyton Noble | 783 Peyton Noble |
| | 213 Goldie Hostetler | 539 Goldie Hostetler | 285 Jordyn Severson | 745 Jordyn Severson |
| | Season Game Over Average | | Season Series over Average | |
| | Game - Avg=Difference | | Series - Avg=Difference | |
| Men | 266 - 157=109 Louis Avila | | 613 - 435=178 Marcus Tucker | |
| | 267 - 181=86 Loewen Payne | | 647 - 480=167 Roger Jackson | |
| | 255 - 172=83 Joshua Baker | | 582 - 423=159 Rick Stewart | |
| | 250 - 178=72 Cole Smith | | 719 - 579=140 Brian Hardsock | |
| | 212 - 141=71 Rick Stewart | | 761 - 627=134 Joseph Primiani | |
| Women | 298 - 194=104 Whitney Wojtkowski | | 727 - 582=145 Whitney Wojtkowski | |
| | 275 - 190=85 Kaylynn Ketchum | | 463 - 348=115 Christine Dalke | |
| | 165 - 85=80 Summer Petersen | | 360 - 255=105 Summer Petersen | |
| | 178 - 109=69 Christine Dalke | | 408 - 321=87 Peggy Lustgarten | |
| | 226 - 159=67 Maggie Gast | | 570 - 483=87 Tammy Potis | |
| Boys | 290 - 214=76 Bryson Clark | | 874 - 693=181 Kynan Krause | |
| | 300 - 229=71 Logan Pitts | | 742 - 654=88 Bryson Clark | |
| | 300 - 231=69 Kynan Krause | | 525 - 471=54 Kolton Hostetler | |
| | 210 - 157=53 Kolton Hostetler | | 671 - 630=41 Gepson Matthes | |
| | 227 - 210=17 Gepson Matthes | | 705 - 687=18 Logan Pitts | |
| Girls | 300 - 228=72 Josephina Clasen | | 831 - 684=147 Josephina Clasen | |
| | 205 - 143=62 Goldie Hostetler | | 509 - 429=80 Goldie Hostetler | |
| | 236 - 196=40 Peyton Noble | | 630 - 588=42 Peyton Noble | |
| | 264 - 227=37 Jordyn Severson | | 682 - 681=1 Jordyn Severson | |

Most Improved Average

Bowlers must have a minimum of 15 games to be listed for most improved average recognition.

Last Week's Top Scores

| | <u>Team Scratch Game</u> | <u>Team Scratch Series</u> | <u>Team Handicap Game</u> | <u>Team Handicap Series</u> |
|--------------|--------------------------|----------------------------|---------------------------|-----------------------------|
| | 1028 Team 9 | 2905 Team 9 | 1121 Brooklyn Bandits | 3205 Ghost Busters |
| | 954 Livin' On A Spare | 2850 Livin' On A Spare | 1097 Violent Collision | 3154 2 Plus 2 |
| | 902 We Dont Know | 2612 The Gummy Bears | 1096 Ghost Busters | 3127 Brooklyn Bandits |
| | 881 Violent Collision | 2477 Violent Collision | 1085 2 Plus 2 | 3125 Violent Collision |
| | 878 The Gummy Bears | 2402 We Dont Know | 1080 Bowling Stones | 3108 Livin' On A Spare |
| | Scratch Game | Scratch Series | Handicap Game | Handicap Series |
| Men | 300 Junior Dalke | 828 Kris Lyles | 329 Joshua Baker | 902 Roger Jackson |
| | 300 Matt Bobrowski | 804 Junior Dalke | 318 Cole Smith | 881 Brian Hardsock |
| | 300 Kris Lyles | 759 Joseph Primiani | 312 Louis Avila | 839 Scott Miller |
| | 287 Robert Wroblewski | 747 Matt Bobrowski | 311 Jake Simon | 838 Joshua Baker |
| | 278 Chase Farmer | 741 Kyle Ketchum Sr | 311 Roger Jackson | 838 Jerry Wright |
| | 278 Joseph Primiani | | 311 Jared Grabill | |
| | 278 Jason McLamb | | | |
| Women | 266 Dan Spore | 751 Dan Spore | 321 Summer Petersen | 844 Christine Dalke |
| | 234 Kaylynn Ketchum | 675 Whitney Wojtkowski | 312 Maggie Gast | 828 Summer Petersen |
| | 232 Whitney Wojtkowski | 570 Tammy Potis | 306 Christine Dalke | 822 Tammy Potis |
| | 226 Maggie Gast | 561 Maggie Gast | 303 Danielle Simon | 819 Maggie Gast |
| | 207 Tammy Potis | 543 Kaylynn Ketchum | 303 Kaylynn Ketchum | 794 Jessica Tucker |
| Boys | 300 Kynan Krause | 874 Kynan Krause | 318 Kynan Krause | 928 Kynan Krause |
| | 272 Bryson Clark | 742 Bryson Clark | 302 Bryson Clark | 832 Bryson Clark |
| | 241 Logan Pitts | 583 Logan Pitts | 258 Logan Pitts | 642 Kolton Hostetler |
| | 152 Kolton Hostetler | 405 Kolton Hostetler | 231 Kolton Hostetler | 634 Logan Pitts |
| Girls | 300 Josephina Clasen | 788 Josephina Clasen | 302 Goldie Hostetler | 806 Goldie Hostetler |
| | 236 Peyton Noble | 630 Peyton Noble | 300 Josephina Clasen | 788 Josephina Clasen |
| | 213 Goldie Hostetler | 539 Goldie Hostetler | 287 Peyton Noble | 783 Peyton Noble |

Weekly Game Over Average
Game - Avg=Difference

| | |
|------------|----------------------------|
| Men | 255 - 172=83 Joshua Baker |
| | 250 - 178=72 Cole Smith |
| | 223 - 157=66 Jake Simon |
| | 226 - 160=66 Roger Jackson |

Weekly Series over Average
Series - Avg=Difference

| |
|------------------------------|
| 647 - 480=167 Roger Jackson |
| 719 - 579=140 Brian Hardsock |
| 487 - 378=109 Jerry Wright |
| 616 - 516=100 Joshua Baker |

Weekly Game Over Average

Game - Avg=Difference

| | Game | Avg | Difference | Name |
|--------------|------|----------|------------|------------------|
| | 242 | -176=66 | | Louis Avila |
| Women | 165 | -85=80 | | Summer Petersen |
| | 226 | -159=67 | | Maggie Gast |
| | 179 | -116=63 | | Christine Dalke |
| | 187 | -127=60 | | Danielle Simon |
| | 234 | -177=57 | | Kaylynn Ketchum |
| Boys | 300 | -231=69 | | Kynan Krause |
| | 272 | -218=54 | | Bryson Clark |
| | 241 | -232=9 | | Logan Pitts |
| | 152 | -166=-14 | | Kolton Hostetler |
| Girls | 213 | -156=57 | | Goldie Hostetler |
| | 300 | -252=48 | | Josephina Clasen |
| | 236 | -196=40 | | Peyton Noble |

Weekly Series over Average

Series - Avg=Difference

| | Series | Avg | Difference | Name |
|--|--------|-----------|------------|------------------|
| | 740 | -645=95 | | Scott Miller |
| | 463 | -348=115 | | Christine Dalke |
| | 360 | -255=105 | | Summer Petersen |
| | 570 | -483=87 | | Tammy Potis |
| | 561 | -477=84 | | Maggie Gast |
| | 410 | -345=65 | | Jessica Tucker |
| | 874 | -693=181 | | Kynan Krause |
| | 742 | -654=88 | | Bryson Clark |
| | 405 | -498=-93 | | Kolton Hostetler |
| | 583 | -696=-113 | | Logan Pitts |
| | 539 | -468=71 | | Goldie Hostetler |
| | 630 | -588=42 | | Peyton Noble |
| | 788 | -756=32 | | Josephina Clasen |

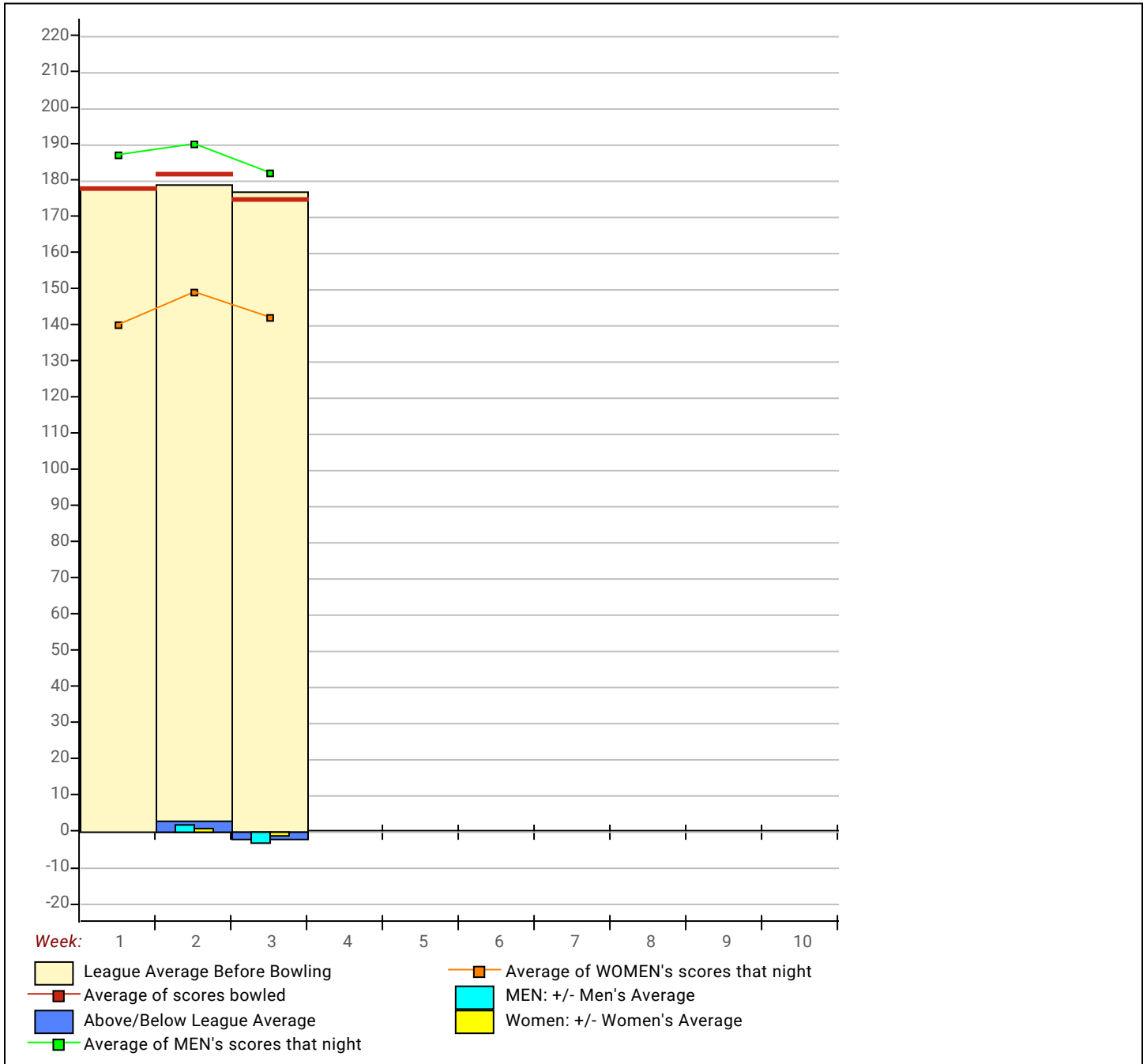
Team Rosters

| Name | True | | | HDCP | | | | High | | | | To Raise | | To Drop | | Most Improved | | | |
|-------------------------------|--------------------------|------|----------|------|------|------|-------|-------|------|------|------|----------|--------|---------|-------|---------------|-----|-----|--|
| | Average | HDCP | Pins Gms | -1- | -2- | -3- | Total | Total | Game | Game | Sers | Sers | Avg +1 | Avg -1 | 200's | 600's | Avg | +/- | |
| 1 - Opening Champions | Lane 5 HDCP=444 Avg=530 | | | | | | | | | | | | | | | | | | |
| Andrea Frank | 140.00 | 104 | 1260 | 9 | 136 | 158 | 153 | 447 | 774 | 167 | 273 | 447 | 774 | 432 | 419 | -- | -- | | |
| Loretta Frank | 105.44 | 137 | 949 | 9 | 68 | 86 | 121 | 275 | 668 | 155 | 287 | 341 | 737 | 323 | 310 | -- | -- | | |
| Jake Simon | 157.33 | 88 | 1416 | 9 | 223 | 111 | 135 | 469 | 733 | 223 | 311 | 494 | 737 | 480 | 467 | 1 | -- | | |
| Danielle Simon | 128.11 | 115 | 1153 | 9 | 112 | 187 | 91 | 390 | 738 | 187 | 303 | 426 | 738 | 395 | 382 | -- | -- | | |
| 2 - The Scooby Doobies | Lane 26 HDCP=302 Avg=680 | | | | | | | | | | | | | | | | | | |
| Zander Oehlman | 179.78 | 67 | 1618 | 9 | 171 | 229 | 196 | 596 | 824 | 229 | 305 | 596 | 824 | 542 | 529 | 2 | -- | | |
| Bob Lawton | 179.89 | 67 | 1619 | 9 | 178 | 197 | 194 | 569 | 782 | 204 | 272 | 569 | 782 | 541 | 528 | 1 | -- | | |
| Dustin Oehlman | 149.67 | 95 | 1347 | 9 | 109 | 174 | 141 | 424 | 700 | 190 | 283 | 466 | 745 | 453 | 440 | -- | -- | | |
| Zac Lawton | 173.33 | 73 | 1560 | 9 | 120 | 136 | 164 | 420 | 591 | 241 | 294 | 583 | 742 | 528 | 515 | 2 | -- | | |
| 3 - Bowling Stones | Lane 27 HDCP=301 Avg=681 | | | | | | | | | | | | | | | | | | |
| Maggie Gast | 168.33 | 77 | 1515 | 9 | 226 | 182 | 153 | 561 | 819 | 226 | 312 | 561 | 819 | 513 | 500 | 1 | -- | | |
| Rich Gast | 155.33 | 90 | 1398 | 9 | 149 | 189 | 136 | 474 | 747 | 212 | 288 | 511 | 747 | 474 | 461 | 1 | -- | | |
| Steph Wray | 147.17 | 97 | 883 | 6 | a137 | a137 | a137 | 411 | 702 | 190 | 291 | 454 | 757 | 449 | 439 | -- | -- | | |
| Scott Wray | 211.89 | 37 | 1907 | 9 | 158 | 256 | 263 | 677 | 803 | 263 | 305 | 677 | 803 | 637 | 624 | 5 | 2 | | |
| 4 - Team 4 | Lane 8 HDCP=214 Avg=774 | | | | | | | | | | | | | | | | | | |
| Tom Johnson | 218.67 | 30 | 1968 | 9 | 219 | 184 | 177 | 580 | 634 | 280 | 314 | 746 | 848 | 660 | 647 | 4 | 2 | | |
| Rick Stewart | 154.56 | 91 | 1391 | 9 | 97 | 142 | 146 | 385 | 619 | 212 | 315 | 582 | 891 | 469 | 456 | 1 | -- | | |
| Mike Simons | 190.56 | 57 | 1715 | 9 | 205 | 167 | 245 | 617 | 806 | 245 | 308 | 617 | 806 | 577 | 564 | 3 | 1 | | |
| Brian Babcock | 212.33 | 36 | 1911 | 9 | 152 | 178 | 268 | 598 | 688 | 268 | 298 | 680 | 791 | 645 | 632 | 6 | 2 | | |
| 5 - Livin' On A Spare | Lane 2 HDCP=70 Avg=925 | | | | | | | | | | | | | | | | | | |
| Bryson Clark | 228.22 | 20 | 2054 | 9 | 222 | 248 | 272 | 742 | 832 | 290 | 324 | 742 | 832 | 694 | 681 | 7 | 3 | | |
| Jordyn Severson | 227.33 | 21 | 682 | 3 | a217 | a217 | a217 | 651 | 714 | 264 | 285 | 682 | 745 | 686 | 679 | 3 | 1 | | |
| Kynan Krause | 251.67 | 0 | 2265 | 9 | 274 | 300 | 300 | 874 | 928 | 300 | 318 | 874 | 928 | 759 | 746 | 9 | 3 | | |
| Logan Pitts | 219.56 | 29 | 1976 | 9 | 241 | 179 | 163 | 583 | 634 | 300 | 319 | 705 | 762 | 664 | 651 | 6 | 2 | | |
| 6 - Pocket Pounders | Lane 9 HDCP=288 Avg=695 | | | | | | | | | | | | | | | | | | |
| David Rossa | 179.11 | 67 | 1612 | 9 | 165 | 173 | 205 | 543 | 747 | 222 | 287 | 543 | 747 | 548 | 535 | 2 | -- | | |
| Michael Householder A | 141.00 | 103 | 1269 | 9 | 108 | 156 | 151 | 415 | 721 | 163 | 262 | 437 | 734 | 435 | 422 | -- | -- | | |
| Michael Householder W | 171.22 | 75 | 1541 | 9 | 200 | 187 | 140 | 527 | 755 | 212 | 282 | 529 | 755 | 523 | 510 | 3 | -- | | |
| Nathan Faldzinski | 204.89 | 43 | 1844 | 9 | 196 | 169 | 250 | 615 | 744 | 250 | 293 | 634 | 745 | 616 | 603 | 4 | 2 | | |
| 7 - Team 7 | Lane 4 HDCP=345 Avg=649 | | | | | | | | | | | | | | | | | | |
| Nichole Spore | 158.00 | 87 | 948 | 6 | 141 | 163 | 174 | 478 | 745 | 174 | 263 | 478 | 745 | 483 | 473 | -- | -- | | |
| Dan Spore | 263.83 | 0 | 1583 | 6 | 241 | 266 | 244 | 751 | 751 | 300 | 300 | 832 | 832 | 793 | 783 | 6 | 2 | | |
| Glenda Ketterman | 111.11 | 132 | 1000 | 9 | 121 | 101 | 116 | 338 | 737 | 123 | 257 | 338 | 740 | 344 | 331 | -- | -- | | |
| Sara Ehlers | 117.56 | 126 | 1058 | 9 | 123 | 89 | 116 | 328 | 694 | 162 | 294 | 395 | 791 | 358 | 345 | -- | -- | | |
| 8 - Team 8 | Lane 11 HDCP=396 Avg=581 | | | | | | | | | | | | | | | | | | |
| Peggy Lustgarten | 117.33 | 126 | 1056 | 9 | 123 | 95 | 108 | 326 | 692 | 148 | 283 | 408 | 813 | 360 | 347 | -- | -- | | |
| Jerry Wright | 138.11 | 106 | 1243 | 9 | 186 | 180 | 121 | 487 | 838 | 186 | 303 | 487 | 838 | 425 | 412 | -- | -- | | |
| Melissa Tobias | 122.44 | 121 | 1102 | 9 | 112 | 102 | 114 | 328 | 670 | 167 | 274 | 412 | 733 | 374 | 361 | -- | -- | | |
| Russ Tobias | 204.00 | 43 | 1836 | 9 | 176 | 253 | 185 | 614 | 746 | 253 | 297 | 617 | 755 | 624 | 611 | 3 | 3 | | |

| Name | True | | | -1- | -2- | -3- | Total | HDCP High | | HDCP High | | HDCP To Raise | HDCP To Drop | Most Improved | | | |
|--|---------|------|----------|-----|------|------|-------|-----------|------|-----------|------|---------------|--------------|---------------|--------|--------|-------|
| | Average | HDCP | Pins Gms | | | | | Total | Game | Game | Sers | | | Sers | Avg +1 | Avg -1 | 200's |
| 9 - Team 9 Lane 6 HDCP=36 Avg=982 | | | | | | | | | | | | | | | | | |
| Mike Plance | 221.00 | 27 | 1326 | 6 | 255 | 167 | 217 | 639 | 696 | 255 | 274 | 687 | 744 | 672 | 662 | 5 | 2 |
| Kris Lyles | 268.78 | 0 | 2419 | 9 | 300 | 298 | 230 | 828 | 828 | 300 | 300 | 835 | 835 | 809 | 796 | 9 | 3 |
| Tim Pitts | 240.44 | 9 | 2164 | 9 | 230 | 254 | 220 | 704 | 722 | 300 | 315 | 757 | 802 | 728 | 715 | 9 | 3 |
| Robert Wroblewski | 253.00 | 0 | 2277 | 9 | 243 | 287 | 204 | 734 | 734 | 287 | 287 | 789 | 789 | 771 | 758 | 9 | 3 |
| Ted Rosenquist | 300.00 | 0 | 900 | 3 | | | | 0 | 0 | 300 | 300 | 900 | 900 | 906 | 899 | 3 | 1 |
| 10 - Dirty Birds Lane 14 HDCP=184 Avg=814 | | | | | | | | | | | | | | | | | |
| Mikey McCray | 122.78 | 121 | 1105 | 9 | 131 | 140 | 111 | 382 | 751 | 146 | 263 | 385 | 751 | 371 | 358 | -- | -- |
| Josh Hines | 209.67 | 38 | 1258 | 6 | | | | 0 | 0 | 255 | 312 | 691 | 862 | 632 | 622 | 4 | 1 |
| Nick Kafantoris | 223.22 | 25 | 2009 | 9 | 219 | 200 | 235 | 654 | 723 | 300 | 318 | 695 | 749 | 679 | 666 | 7 | 3 |
| Matt Bobrowski | 260.44 | 0 | 2344 | 9 | 300 | 212 | 235 | 747 | 747 | 300 | 300 | 834 | 834 | 788 | 775 | 9 | 3 |
| Nate Diller | 89.00 | 152 | 267 | 3 | 65 | 136 | 66 | 267 | 723 | 136 | 288 | 267 | 723 | 273 | 266 | -- | -- |
| 11 - 2 Plus 2 Lane 15 HDCP=336 Avg=645 | | | | | | | | | | | | | | | | | |
| Joan Dunn | 132.11 | 112 | 1189 | 9 | 104 | 120 | 135 | 359 | 677 | 152 | 259 | 419 | 740 | 407 | 394 | -- | -- |
| James Delgado | 173.33 | 73 | 1560 | 9 | 217 | 152 | 198 | 567 | 807 | 217 | 297 | 567 | 807 | 528 | 515 | 2 | -- |
| Melody Delgado | 152.00 | 93 | 1368 | 9 | 152 | 142 | 186 | 480 | 768 | 186 | 282 | 483 | 768 | 468 | 455 | -- | -- |
| Roger Jackson | 188.00 | 58 | 1128 | 6 | 226 | 222 | 199 | 647 | 902 | 226 | 311 | 647 | 902 | 573 | 563 | 2 | 1 |
| Ed Dunn | 116.33 | 127 | 349 | 3 | | | | 0 | 0 | 138 | 265 | 349 | 730 | 353 | 346 | -- | -- |
| 12 - Ghost Busters Lane 7 HDCP=267 Avg=723 | | | | | | | | | | | | | | | | | |
| Peyton Noble | 201.11 | 46 | 1810 | 9 | 236 | 173 | 221 | 630 | 783 | 236 | 287 | 630 | 783 | 614 | 601 | 5 | 2 |
| Goldie Hostetler | 164.11 | 81 | 1477 | 9 | 172 | 213 | 154 | 539 | 806 | 213 | 306 | 539 | 812 | 503 | 490 | 2 | -- |
| Josephina Clasen | 256.11 | 0 | 2305 | 9 | 224 | 300 | 264 | 788 | 788 | 300 | 320 | 831 | 891 | 779 | 766 | 9 | 3 |
| Summer Petersen | 102.83 | 140 | 617 | 6 | 165 | 114 | 81 | 360 | 828 | 165 | 321 | 360 | 828 | 310 | 300 | -- | -- |
| 13 - Violent Collision Lane 18 HDCP=191 Avg=797 | | | | | | | | | | | | | | | | | |
| Gary Gear | 198.00 | 49 | 594 | 3 | 183 | 199 | 212 | 594 | 741 | 212 | 261 | 594 | 741 | 600 | 593 | 1 | -- |
| Joshua Baker | 189.00 | 57 | 1134 | 6 | 255 | 187 | 174 | 616 | 838 | 255 | 329 | 616 | 838 | 576 | 566 | 2 | 1 |
| Steve Whitaker | 192.83 | 55 | 1157 | 6 | 202 | 223 | 174 | 599 | 779 | 223 | 283 | 599 | 779 | 580 | 570 | 4 | -- |
| Aaron Fenters | 218.83 | 30 | 1313 | 6 | 241 | 242 | 185 | 668 | 767 | 255 | 288 | 668 | 767 | 658 | 648 | 4 | 2 |
| 14 - 2 Handers Lane 10 HDCP=408 Avg=569 | | | | | | | | | | | | | | | | | |
| Austin Petersen | 147.67 | 97 | 886 | 6 | 135 | 116 | 125 | 376 | 604 | 187 | 263 | 510 | 738 | 446 | 436 | -- | -- |
| VACANT | | 190 | 0 | 0 | v50 | v50 | v50 | 150 | 720 | 0 | | 0 | | | | -- | -- |
| Gepson Matthes | 217.00 | 31 | 1302 | 6 | a207 | a207 | a207 | 621 | 714 | 227 | 265 | 671 | 785 | 660 | 650 | 5 | 2 |
| Kolton Hostetler | 155.78 | 90 | 1402 | 9 | 139 | 114 | 152 | 405 | 642 | 210 | 298 | 525 | 789 | 470 | 457 | 1 | -- |
| 15 - Tree Huggers Lane 12 HDCP=531 Avg=440 | | | | | | | | | | | | | | | | | |
| VACANT | | 190 | 0 | 0 | v50 | v50 | v50 | 150 | 720 | 0 | | 0 | | | | -- | -- |
| VACANT | | 190 | 0 | 0 | v50 | v50 | v50 | 150 | 720 | 0 | | 0 | | | | -- | -- |
| John Cegar | 133.22 | 111 | 1199 | 9 | 122 | 177 | 159 | 458 | 818 | 177 | 297 | 458 | 818 | 409 | 396 | -- | -- |
| Jimi Glacier | 207.89 | 40 | 1871 | 9 | 179 | 239 | 189 | 607 | 721 | 267 | 285 | 694 | 748 | 625 | 612 | 4 | 2 |
| 16 - We Dont Know Lane 20 HDCP=155 Avg=851 | | | | | | | | | | | | | | | | | |
| Kyle Ketchum Jr | 208.33 | 39 | 1875 | 9 | 264 | 189 | 165 | 618 | 732 | 264 | 302 | 662 | 809 | 633 | 620 | 4 | 2 |
| Kyle Ketchum Sr | 266.89 | 0 | 2402 | 9 | 269 | 246 | 226 | 741 | 741 | 300 | 300 | 835 | 835 | 802 | 789 | 9 | 3 |
| Kaylynn Ketchum | 178.89 | 68 | 1610 | 9 | 234 | 184 | 125 | 543 | 750 | 275 | 332 | 571 | 750 | 538 | 525 | 2 | -- |
| Derrick Calmbacher | 199.89 | 48 | 1799 | 9 | 135 | 230 | 135 | 500 | 596 | 265 | 303 | 671 | 785 | 601 | 588 | 5 | 2 |
| 17 - Glory Bowls Lane 22 HDCP=287 Avg=696 | | | | | | | | | | | | | | | | | |
| Dan Ormos | 162.22 | 83 | 1460 | 9 | 172 | 150 | 169 | 491 | 743 | 201 | 303 | 543 | 849 | 496 | 483 | 1 | -- |
| Jeramie Connors | 170.22 | 76 | 1532 | 9 | 118 | 179 | 135 | 432 | 621 | 241 | 312 | 574 | 787 | 520 | 507 | 2 | -- |
| Nathan Doran | 163.00 | 82 | 489 | 3 | | | | 0 | 0 | 186 | 268 | 489 | 735 | 495 | 488 | -- | -- |
| Loewen Payne | 201.22 | 46 | 1811 | 9 | 243 | 208 | 153 | 604 | 742 | 267 | 332 | 663 | 858 | 613 | 600 | 4 | 2 |
| Mike Johns | 170.33 | 76 | 511 | 3 | 171 | 219 | 121 | 511 | 739 | 219 | 295 | 511 | 739 | 515 | 508 | 1 | -- |
| 18 - Team 18 Lane 13 HDCP=166 Avg=824 | | | | | | | | | | | | | | | | | |
| Zack Simon | 170.00 | 76 | 1530 | 9 | 157 | 144 | 193 | 494 | 716 | 231 | 304 | 521 | 740 | 522 | 509 | 1 | -- |
| Jeff McNabb | 194.22 | 53 | 1748 | 9 | 145 | 173 | 179 | 497 | 614 | 254 | 292 | 630 | 744 | 592 | 579 | 3 | 2 |
| Leanne Kerley | 224.50 | 24 | 1347 | 6 | a214 | a214 | a214 | 642 | 714 | 256 | 293 | 712 | 823 | 678 | 668 | 6 | 2 |
| Robert Kerley | 236.33 | 13 | 1418 | 6 | a226 | a226 | a226 | 678 | 717 | 298 | 315 | 721 | 772 | 715 | 705 | 5 | 2 |
| 19 - The Pin Ups Lane 16 HDCP=414 Avg=562 | | | | | | | | | | | | | | | | | |
| Kris Scifres | 125.44 | 118 | 1129 | 9 | 170 | 78 | 121 | 369 | 720 | 170 | 287 | 449 | 734 | 383 | 370 | -- | -- |
| VACANT | | 190 | 0 | 0 | v50 | v50 | v50 | 150 | 720 | 0 | | 0 | | | | -- | -- |
| Scott Miller | 225.56 | 23 | 2030 | 9 | 240 | 264 | 236 | 740 | 839 | 265 | 301 | 740 | 839 | 682 | 669 | 6 | 3 |
| Denise Miller | 162.44 | 83 | 1462 | 9 | 126 | 175 | 172 | 473 | 716 | 188 | 273 | 508 | 763 | 494 | 481 | -- | -- |
| 20 - The Love Bunnies Lane 23 HDCP=326 Avg=655 | | | | | | | | | | | | | | | | | |
| Alex Lippelt | 174.44 | 72 | 1570 | 9 | 196 | 152 | 171 | 519 | 732 | 204 | 277 | 531 | 750 | 530 | 517 | 1 | -- |
| Lupita San Juan | 107.89 | 135 | 971 | 9 | 87 | 127 | 77 | 291 | 681 | 138 | 277 | 371 | 788 | 325 | 312 | -- | -- |
| Isabel Farmer | 139.33 | 105 | 1254 | 9 | 112 | 121 | 118 | 351 | 636 | 184 | 275 | 463 | 736 | 426 | 413 | -- | -- |
| VACANT | | 130 | 2120 | 9 | 278 | 215 | 158 | 651 | 666 | 278 | 283 | 716 | 747 | 621 | 604 | -- | -- |

| Name | True | | | -1- | -2- | -3- | Total | HDCP High | | HDCP High | | HDCP | To Raise | To Drop | Most Improved | | |
|---|---------|------|----------|-----|-----|-----|-------|-----------|------|-----------|------|------|----------|---------|---------------|--------|--------|
| | Average | HDCP | Pins Gms | | | | | Total | Game | Game | Sers | | | | Sers | Avg +1 | Avg -1 |
| 21 - The Gummy Bears Lane 17 HDCP=146 Avg=845 | | | | | | | | | | | | | | | | | |
| Timothy Primiani | 235.89 | 14 | 2123 | 9 | 198 | 245 | 243 | 686 | 716 | 300 | 305 | 732 | 747 | 709 | 696 | 7 | 3 |
| Joseph Primiani | 238.56 | 11 | 2147 | 9 | 278 | 235 | 246 | 759 | 813 | 278 | 299 | 761 | 875 | 721 | 708 | 8 | 3 |
| Lucas Doran | 177.56 | 69 | 1598 | 9 | 169 | 189 | 204 | 562 | 784 | 241 | 292 | 590 | 784 | 538 | 525 | 2 | -- |
| Christan VeCasey | 195.00 | 52 | 1755 | 9 | 233 | 198 | 174 | 605 | 773 | 233 | 290 | 605 | 773 | 597 | 584 | 4 | 1 |
| 22 - Minus One Lane 25 HDCP=430 Avg=546 | | | | | | | | | | | | | | | | | |
| Amanda McLamb | 117.67 | 126 | 1059 | 9 | 99 | 95 | 99 | 293 | 641 | 161 | 283 | 401 | 767 | 357 | 344 | -- | -- |
| VACANT | | 190 | 0 | 0 | v50 | v50 | v50 | 150 | 720 | 0 | | 0 | | | | -- | -- |
| Devon McLamb | 135.78 | 109 | 1222 | 9 | 140 | 99 | 131 | 370 | 676 | 190 | 306 | 470 | 818 | 410 | 397 | -- | -- |
| Jason McLamb | 244.67 | 5 | 2202 | 9 | 240 | 201 | 278 | 719 | 725 | 300 | 304 | 747 | 759 | 738 | 725 | 9 | 3 |
| 23 - Brooklyn Bandits Lane 28 HDCP=316 Avg=670 | | | | | | | | | | | | | | | | | |
| Christine Dalke | 129.11 | 114 | 1162 | 9 | 179 | 163 | 121 | 463 | 844 | 179 | 311 | 463 | 844 | 398 | 385 | -- | -- |
| Nate Vas | 100.44 | 142 | 904 | 9 | 91 | 110 | 109 | 310 | 739 | 122 | 268 | 310 | 742 | 308 | 295 | -- | -- |
| Matt Dalke | 186.33 | 60 | 1677 | 9 | 221 | 206 | 133 | 560 | 740 | 221 | 281 | 579 | 780 | 567 | 554 | 3 | -- |
| Junior Dalke | 255.33 | 0 | 2298 | 9 | 300 | 242 | 262 | 804 | 804 | 300 | 318 | 804 | 855 | 774 | 761 | 9 | 3 |
| 24 - Fluffy Cats Lane 19 HDCP=476 Avg=498 | | | | | | | | | | | | | | | | | |
| Tammy Potis | 171.22 | 75 | 1541 | 9 | 175 | 207 | 188 | 570 | 822 | 207 | 291 | 570 | 822 | 523 | 510 | 1 | -- |
| VACANT | | 190 | 0 | 0 | v50 | v50 | v50 | 150 | 720 | 0 | | 0 | | | | -- | -- |
| Jenna Potis | 105.67 | 137 | 951 | 9 | 121 | 95 | 72 | 288 | 687 | 152 | 274 | 365 | 731 | 321 | 308 | -- | -- |
| Sam Potis | 172.56 | 74 | 1553 | 9 | 128 | 143 | 211 | 482 | 686 | 261 | 310 | 594 | 741 | 523 | 510 | 2 | -- |
| 25 - That's How We Roll Lane 21 HDCP=329 Avg=651 | | | | | | | | | | | | | | | | | |
| Jessica Tucker | 122.67 | 121 | 1104 | 9 | 143 | 128 | 139 | 410 | 794 | 143 | 271 | 410 | 794 | 372 | 359 | -- | -- |
| Marcus Tucker | 169.00 | 76 | 1521 | 9 | 162 | 148 | 161 | 471 | 684 | 211 | 310 | 613 | 910 | 519 | 506 | 2 | 1 |
| Louis Avila | 180.56 | 66 | 1625 | 9 | 242 | 155 | 172 | 569 | 779 | 266 | 354 | 583 | 847 | 547 | 534 | 2 | -- |
| Dennis Mitchell | 180.00 | 66 | 1080 | 6 | 149 | 164 | 140 | 453 | 567 | 216 | 254 | 627 | 741 | 549 | 539 | 3 | 1 |
| 26 - Twinkle Toes Lane 1 HDCP=346 Avg=634 | | | | | | | | | | | | | | | | | |
| Randall Alexander Jr | 193.44 | 54 | 1741 | 9 | 185 | 156 | 215 | 556 | 706 | 224 | 267 | 613 | 742 | 587 | 574 | 3 | 1 |
| Margaret Alexander | 145.00 | 99 | 1305 | 9 | 120 | 139 | 176 | 435 | 732 | 179 | 275 | 446 | 734 | 447 | 434 | -- | -- |
| Randall Alexander III | 76.22 | 165 | 686 | 9 | 63 | 103 | 56 | 222 | 714 | 103 | 271 | 256 | 769 | 238 | 225 | -- | -- |
| Whitney Wojtkowski | 220.56 | 28 | 1985 | 9 | 232 | 224 | 219 | 675 | 765 | 298 | 351 | 727 | 886 | 667 | 654 | 6 | 2 |
| 27 - ESMBOYZ Lane 3 HDCP=232 Avg=754 | | | | | | | | | | | | | | | | | |
| Cole Smith | 178.67 | 68 | 536 | 3 | 108 | 178 | 250 | 536 | 740 | 250 | 318 | 536 | 740 | 538 | 531 | 1 | -- |
| Andrew Robbins | 172.00 | 74 | 1032 | 6 | 168 | 143 | 159 | 470 | 647 | 194 | 253 | 562 | 739 | 525 | 515 | -- | -- |
| Brian Hardsock | 216.33 | 32 | 1298 | 6 | 243 | 241 | 235 | 719 | 881 | 253 | 307 | 719 | 881 | 655 | 645 | 4 | 1 |
| Tyler Hardsock | 188.50 | 58 | 1131 | 6 | 200 | 150 | 156 | 506 | 623 | 245 | 284 | 625 | 742 | 570 | 560 | 2 | 1 |
| 28 - Grabill Family Lane 24 HDCP=438 Avg=537 | | | | | | | | | | | | | | | | | |
| Jared Grabill | 215.67 | 33 | 1294 | 6 | 186 | 277 | 188 | 651 | 753 | 277 | 311 | 651 | 753 | 650 | 640 | 4 | 2 |
| Jessica Grabill | 125.50 | 118 | 753 | 6 | 106 | 130 | 117 | 353 | 686 | 186 | 297 | 400 | 733 | 381 | 371 | -- | -- |
| Camden Grabill | 84.83 | 157 | 509 | 6 | 77 | 82 | 124 | 283 | 781 | 124 | 290 | 283 | 781 | 256 | 246 | -- | -- |
| Chase Grabill | 113.83 | 130 | 683 | 6 | 98 | 148 | 100 | 346 | 739 | 148 | 279 | 346 | 739 | 343 | 333 | -- | -- |

League Average Week-by-Week



Important Messages

HOUSE MYSTERY POT: \$2.00 to Enter, Covers Games 1 & 2 ONLY
Circle The Number Next To Your Name and Drop Your \$2 In The Bucket

Alphabetical List of All Members of This League

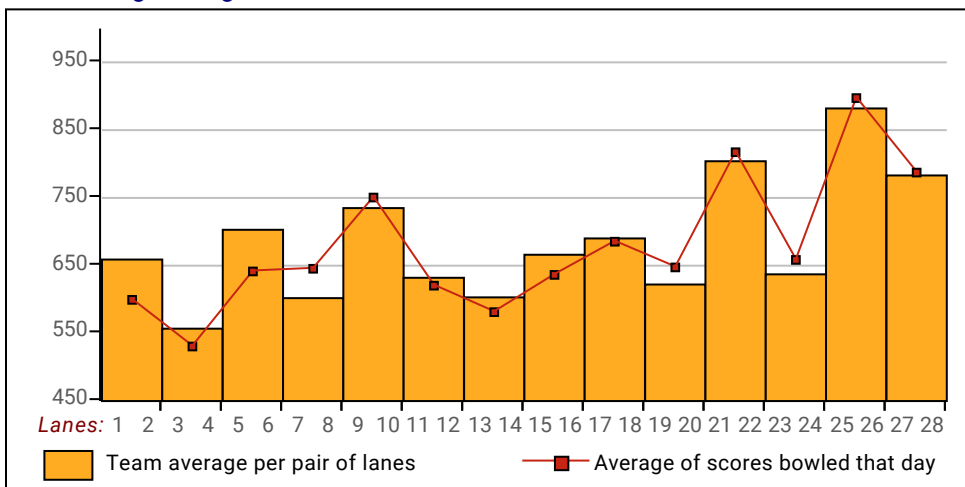
| Lane | | True | | | Lane | | | True | | | | | |
|-------|------|---------------------------|---------|------|------|------|-------|------|------|------------------------|--------|------|-------|
| NxtWk | Team | Name | Average | Pins | Gms | HDCP | NxtWk | Team | Name | Average | Pins | Gms | HDCP |
| 1 | 0 | , Butters | | 0 | 0 | 0 | 59 | 23 | 20 | Farmer, Chase | 235.56 | 2120 | 9 14 |
| 2 | 0 | ???, Kerry | | 0 | 0 | 0 | 60 | 23 | 20 | Farmer, Isabel | 139.33 | 1254 | 9 105 |
| 3 | 1 | 26 Alexander, Margaret | 145.00 | 1305 | 9 | 99 | 61 | 18 | 13 | Fenters, Aaron | 218.83 | 1313 | 6 30 |
| 4 | 1 | 26 Alexander III, Randall | 76.22 | 686 | 9 | 165 | 62 | 5 | 1 | Frank, Andrea | 140.00 | 1260 | 9 104 |
| 5 | 1 | 26 Alexander Jr, Randall | 193.44 | 1741 | 9 | 54 | 63 | 5 | 1 | Frank, Loretta | 105.44 | 949 | 9 137 |
| 6 | 21 | 25 Avila, Louis | 180.56 | 1625 | 9 | 66 | 64 | 27 | 3 | Gast, Maggie | 168.33 | 1515 | 9 77 |
| 7 | 8 | 4 Babcock, Brian | 212.33 | 1911 | 9 | 36 | 65 | 27 | 3 | Gast, Rich | 155.33 | 1398 | 9 90 |
| 8 | 18 | 13 Baker, Joshua | 189.00 | 1134 | 6 | 57 | 66 | 18 | 13 | Gear, Gary | 198.00 | 594 | 3 49 |
| 9 | 0 | Balazs, Pam | | 0 | 0 | 0 | 67 | | 0 | Girouard, Jadelynn | | 0 | 0 0 |
| 10 | 0 | Balcerak, Tom | | 0 | 0 | 0 | 68 | 12 | 15 | Glacier, Jimi | 207.89 | 1871 | 9 40 |
| 11 | 0 | Barnes, Alzora | | 0 | 0 | 0 | 69 | | 0 | Gniadecki, Abigail | | 0 | 0 0 |
| 12 | 0 | Bartos, Baylei | | 0 | 0 | 0 | 70 | 24 | 28 | Grabill, Camden | 84.83 | 509 | 6 157 |
| 13 | 0 | Bartos, Mason | | 0 | 0 | 0 | 71 | 24 | 28 | Grabill, Chase | 113.83 | 683 | 6 130 |
| 14 | 14 | 10 Bobrowski, Matt | 260.44 | 2344 | 9 | 0 | 72 | 24 | 28 | Grabill, Jared | 215.67 | 1294 | 6 33 |
| 15 | 0 | Bohm, Isaac | | 0 | 0 | 0 | 73 | 24 | 28 | Grabill, Jessica | 125.50 | 753 | 6 118 |
| 16 | 0 | Bohm, Maggie | | 0 | 0 | 0 | 74 | | 0 | Grainger, Jacob | 188.33 | 565 | 3 58 |
| 17 | 0 | Bohm, Nick | | 0 | 0 | 0 | 75 | | 0 | Gutierrez, Jeremy | | 0 | 0 0 |
| 18 | 0 | Bryant, Jeremy | | 0 | 0 | 0 | 76 | 3 | 27 | Hardsock, Brian | 216.33 | 1298 | 6 32 |
| 19 | 0 | Bryant, Katrina | | 0 | 0 | 0 | 77 | 3 | 27 | Hardsock, Tyler | 188.50 | 1131 | 6 58 |
| 20 | 0 | Buczko, Eddie | | 0 | 0 | 0 | 78 | | 0 | Hardwick, Ben | | 0 | 0 0 |
| 21 | 0 | Calhoun, Jake | | 0 | 0 | 0 | 79 | | 0 | Hillers, Tim | | 0 | 0 0 |
| 22 | 20 | 16 Calmbacher, Derrick | 199.89 | 1799 | 9 | 48 | 80 | 14 | 10 | Hines, Josh | 209.67 | 1258 | 6 38 |
| 23 | 0 | Carr, Sawyer | | 0 | 0 | 0 | 81 | 7 | 12 | Hostetler, Goldie | 164.11 | 1477 | 9 81 |
| 24 | 0 | Carr, Scott | | 0 | 0 | 0 | 82 | 10 | 14 | Hostetler, Kolton | 155.78 | 1402 | 9 90 |
| 25 | 12 | 15 Cegar, John | 133.22 | 1199 | 9 | 111 | 83 | 9 | 6 | Householder A, Michael | 141.00 | 1269 | 9 103 |
| 26 | 0 | Ciavirelli, Jon | | 0 | 0 | 0 | 84 | 9 | 6 | Householder W, Michael | 171.22 | 1541 | 9 75 |
| 27 | 0 | Ciavirelli, Jonny | | 0 | 0 | 0 | 85 | | 0 | Howell, Nicholas | | 0 | 0 0 |
| 28 | 0 | Ciavirelli, Lily | | 0 | 0 | 0 | 86 | | 0 | Hutnick, Heather | | 0 | 0 0 |
| 29 | 0 | Ciesielski, Bree | | 0 | 0 | 0 | 87 | | 0 | Hutnick, Mark | | 0 | 0 0 |
| 30 | 0 | Ciesielski, Bella | | 0 | 0 | 0 | 88 | 15 | 11 | Jackson, Roger | 188.00 | 1128 | 6 58 |
| 31 | 0 | Clark, Ashley | | 0 | 0 | 0 | 89 | 22 | 17 | Johns, Mike | 170.33 | 511 | 3 76 |
| 32 | 2 | 5 Clark, Bryson | 228.22 | 2054 | 9 | 20 | 90 | | 0 | Johnson, Andrew | | 0 | 0 0 |
| 33 | 0 | Clark, John | | 0 | 0 | 0 | 91 | | 0 | Johnson, Ann | | 0 | 0 0 |
| 34 | 7 | 12 Clasen, Josephina | 256.11 | 2305 | 9 | 0 | 92 | | 0 | Johnson, Scott | | 0 | 0 0 |
| 35 | 22 | 17 Connors, Jeramie | 170.22 | 1532 | 9 | 76 | 93 | 8 | 4 | Johnson, Tom | 218.67 | 1968 | 9 30 |
| 36 | 0 | Cuellar, Devanne | | 0 | 0 | 0 | 94 | 14 | 10 | Kafantoris, Nick | 223.22 | 2009 | 9 25 |
| 37 | 0 | Curry, Hank | | 0 | 0 | 0 | 95 | | 0 | Kaiser, Quintin | | 0 | 0 0 |
| 38 | 0 | Curry, Sam | | 0 | 0 | 0 | 96 | 13 | 18 | Kerley, Leanne | 224.50 | 1347 | 6 24 |
| 39 | 28 | 23 Dalke, Christine | 129.11 | 1162 | 9 | 114 | 97 | | 0 | Kerley, Rebecca | | 0 | 0 0 |
| 40 | 28 | 23 Dalke, Junior | 255.33 | 2298 | 9 | 0 | 98 | 13 | 18 | Kerley, Robert | 236.33 | 1418 | 6 13 |
| 41 | 28 | 23 Dalke, Matt | 186.33 | 1677 | 9 | 60 | 99 | 20 | 16 | Ketchum, Kaylynn | 178.89 | 1610 | 9 68 |
| 42 | 0 | Davis, Michael | | 0 | 0 | 0 | 100 | 20 | 16 | Ketchum Jr, Kyle | 208.33 | 1875 | 9 39 |
| 43 | 0 | Davis, Michael | | 0 | 0 | 0 | 101 | 20 | 16 | Ketchum Sr, Kyle | 266.89 | 2402 | 9 0 |
| 44 | 15 | 11 Delgado, James | 173.33 | 1560 | 9 | 73 | 102 | 4 | 7 | Ketterman, Glenda | 111.11 | 1000 | 9 132 |
| 45 | 15 | 11 Delgado, Melody | 152.00 | 1368 | 9 | 93 | 103 | 2 | 5 | Krause, Kynan | 251.67 | 2265 | 9 0 |
| 46 | 0 | DiAnni, Joe | | 0 | 0 | 0 | 104 | | 0 | Krupa, Al | | 0 | 0 0 |
| 47 | 14 | 10 Diller, Nate | 89.00 | 267 | 3 | 152 | 105 | | 0 | Kwiatkoski, Sherry | | 0 | 0 0 |
| 48 | 0 | Dominiak, David | | 0 | 0 | 0 | 106 | 26 | 2 | Lawton, Bob | 179.89 | 1619 | 9 67 |
| 49 | 0 | Dominiak, Victor | | 0 | 0 | 0 | 107 | 26 | 2 | Lawton, Zac | 173.33 | 1560 | 9 73 |
| 50 | 0 | Doolittle, Leif | | 0 | 0 | 0 | 108 | 23 | 20 | Lippelt, Alex | 174.44 | 1570 | 9 72 |
| 51 | 17 | 21 Doran, Lucas | 177.56 | 1598 | 9 | 69 | 109 | | 0 | Lockwood, J'Shaun | | 0 | 0 0 |
| 52 | 22 | 17 Doran, Nathan | 163.00 | 489 | 3 | 82 | 110 | 11 | 8 | Lustgarten, Peggy | 117.33 | 1056 | 9 126 |
| 53 | 0 | Downey, Haadynn | | 0 | 0 | 0 | 111 | 6 | 9 | Lyles, Kris | 268.78 | 2419 | 9 0 |
| 54 | 15 | 11 Dunn, Ed | 116.33 | 349 | 3 | 127 | 112 | 10 | 14 | Matthes, Gepson | 217.00 | 1302 | 6 31 |
| 55 | 15 | 11 Dunn, Joan | 132.11 | 1189 | 9 | 112 | 113 | 14 | 10 | McCray, Mikey | 122.78 | 1105 | 9 121 |
| 56 | 0 | Dwyer, Kat | | 0 | 0 | 0 | 114 | 25 | 22 | McLamb, Amanda | 117.67 | 1059 | 9 126 |
| 57 | 4 | 7 Ehlers, Sara | 117.56 | 1058 | 9 | 126 | 115 | | 0 | McLamb, Bryce | | 0 | 0 0 |
| 58 | 9 | 6 Faldzinski, Nathan | 204.89 | 1844 | 9 | 43 | 116 | 25 | 22 | McLamb, Devon | 135.78 | 1222 | 9 109 |

| Lane | | | | True | | | | Lane | | | | True | | | |
|-------|------|------|-------------------------|--------|------|------|-------|------|------|---------|----------------------|--------|------|---|-----|
| NxtWk | Team | Name | Average | Pins | Gms | HDCP | NxtWk | Team | Name | Average | Pins | Gms | HDCP | | |
| 117 | 25 | 22 | McLamb, Jason | 244.67 | 2202 | 9 | 5 | 157 | | 0 | Schafbuctt, Jack | | 0 | 0 | 0 |
| 118 | 13 | 18 | McNabb, Jeff | 194.22 | 1748 | 9 | 53 | 158 | 16 | 19 | Scifres, Kris | 125.44 | 1129 | 9 | 118 |
| 119 | | 0 | McWhirter, Kim | | 0 | 0 | 0 | 159 | 2 | 5 | Severson, Jordyn | 227.33 | 682 | 3 | 21 |
| 120 | | 0 | Mears, Jenny | | 0 | 0 | 0 | 160 | | 0 | Severson, Tracy | | 0 | 0 | 0 |
| 121 | | 0 | Mears, Lauryn | | 0 | 0 | 0 | 161 | 5 | 1 | Simon, Danielle | 128.11 | 1153 | 9 | 115 |
| 122 | 16 | 19 | Miller, Denise | 162.44 | 1462 | 9 | 83 | 162 | 5 | 1 | Simon, Jake | 157.33 | 1416 | 9 | 88 |
| 123 | 16 | 19 | Miller, Scott | 225.56 | 2030 | 9 | 23 | 163 | 13 | 18 | Simon, Zack | 170.00 | 1530 | 9 | 76 |
| 124 | 21 | 25 | Mitchell, Dennis | 180.00 | 1080 | 6 | 66 | 164 | 8 | 4 | Simons, Mike | 190.56 | 1715 | 9 | 57 |
| 125 | | 0 | Mocaby-Ankarlo, Jada K. | | 0 | 0 | 0 | 165 | 3 | 27 | Smith, Cole | 178.67 | 536 | 3 | 68 |
| 126 | | 0 | Murray, Zak | | 0 | 0 | 0 | 166 | 4 | 7 | Spore, Dan | 263.83 | 1583 | 6 | 0 |
| 127 | | 0 | Myers, Michael | | 0 | 0 | 0 | 167 | 4 | 7 | Spore, Nichole | 158.00 | 948 | 6 | 87 |
| 128 | | 0 | Myers, Sarah | | 0 | 0 | 0 | 168 | 8 | 4 | Stewart, Rick | 154.56 | 1391 | 9 | 91 |
| 129 | | 0 | Nicholas III, Jerry | | 0 | 0 | 0 | 169 | | 0 | Taing, Alyssa | | 0 | 0 | 0 |
| 130 | | 0 | Noble, Adam | | 0 | 0 | 0 | 170 | | 0 | Thielen, Chris | | 0 | 0 | 0 |
| 131 | 7 | 12 | Noble, Peyton | 201.11 | 1810 | 9 | 46 | 171 | | 0 | Thielen, Joseph | | 0 | 0 | 0 |
| 132 | 26 | 2 | Oehlman, Dustin | 149.67 | 1347 | 9 | 95 | 172 | | 0 | Thielen, Zach | | 0 | 0 | 0 |
| 133 | 26 | 2 | Oehlman, Zander | 179.78 | 1618 | 9 | 67 | 173 | 11 | 8 | Tobias, Melissa | 122.44 | 1102 | 9 | 121 |
| 134 | 22 | 17 | Ormos, Dan | 162.22 | 1460 | 9 | 83 | 174 | 11 | 8 | Tobias, Russ | 204.00 | 1836 | 9 | 43 |
| 135 | 22 | 17 | Payne, Loewen | 201.22 | 1811 | 9 | 46 | 175 | | 0 | Tomczak, Matt | | 0 | 0 | 0 |
| 136 | 10 | 14 | Petersen, Austin | 147.67 | 886 | 6 | 97 | 176 | 21 | 25 | Tucker, Jessica | 122.67 | 1104 | 9 | 121 |
| 137 | | 0 | Petersen, Jimmy | | 0 | 0 | 0 | 177 | 21 | 25 | Tucker, Marcus | 169.00 | 1521 | 9 | 76 |
| 138 | 7 | 12 | Petersen, Summer | 102.83 | 617 | 6 | 140 | 178 | | 0 | Vanderhayden, Billy | | 0 | 0 | 0 |
| 139 | | 0 | Petersen, Tiffany | | 0 | 0 | 0 | 179 | | 0 | Vanderhayden, Hayley | | 0 | 0 | 0 |
| 140 | 2 | 5 | Pitts, Logan | 219.56 | 1976 | 9 | 29 | 180 | | 0 | Vanderploeg, Colton | | 0 | 0 | 0 |
| 141 | 6 | 9 | Pitts, Tim | 240.44 | 2164 | 9 | 9 | 181 | | 0 | Vanderploeg, Donald | | 0 | 0 | 0 |
| 142 | 6 | 9 | Plance, Mike | 221.00 | 1326 | 6 | 27 | 182 | | 0 | Vanderploeg, Easton | | 0 | 0 | 0 |
| 143 | 19 | 24 | Potis, Jenna | 105.67 | 951 | 9 | 137 | 183 | 28 | 23 | Vas, Nate | 100.44 | 904 | 9 | 142 |
| 144 | 19 | 24 | Potis, Sam | 172.56 | 1553 | 9 | 74 | 184 | 17 | 21 | VeCasey, Christan | 195.00 | 1755 | 9 | 52 |
| 145 | 19 | 24 | Potis, Tammy | 171.22 | 1541 | 9 | 75 | 185 | | 0 | Volcsko, Nattalie | | 0 | 0 | 0 |
| 146 | 17 | 21 | Primiani, Joseph | 238.56 | 2147 | 9 | 11 | 186 | | 0 | Watkins, Olivia | | 0 | 0 | 0 |
| 147 | 17 | 21 | Primiani, Timothy | 235.89 | 2123 | 9 | 14 | 187 | | 0 | Watkins, Robert | | 0 | 0 | 0 |
| 148 | | 0 | Pugh, Chris | | 0 | 0 | 0 | 188 | 18 | 13 | Whitaker, Steve | 192.83 | 1157 | 6 | 55 |
| 149 | 3 | 27 | Robbins, Andrew | 172.00 | 1032 | 6 | 74 | 189 | | 0 | Whitten, Casey | | 0 | 0 | 0 |
| 150 | | 0 | Rodich, Michael | | 0 | 0 | 0 | 190 | 1 | 26 | Wojtkowski, Whitney | 220.56 | 1985 | 9 | 28 |
| 151 | | 0 | Rosenquist, Korinn | | 0 | 0 | 0 | 191 | | 0 | Worden, Andrew | | 0 | 0 | 0 |
| 152 | 6 | 9 | Rosenquist, Ted | 300.00 | 900 | 3 | 0 | 192 | 27 | 3 | Wray, Scott | 211.89 | 1907 | 9 | 37 |
| 153 | 9 | 6 | Rossa, David | 179.11 | 1612 | 9 | 67 | 193 | 27 | 3 | Wray, Steph | 147.17 | 883 | 6 | 97 |
| 154 | 23 | 20 | San Juan, Lupita | 107.89 | 971 | 9 | 135 | 194 | 11 | 8 | Wright, Jerry | 138.11 | 1243 | 9 | 106 |
| 155 | | 0 | Schafbuctt, Bryan | | 0 | 0 | 0 | 195 | 6 | 9 | Wroblewski, Robert | 253.00 | 2277 | 9 | 0 |
| 156 | | 0 | Schafbuctt, Colin | | 0 | 0 | 0 | | | | | | | | |

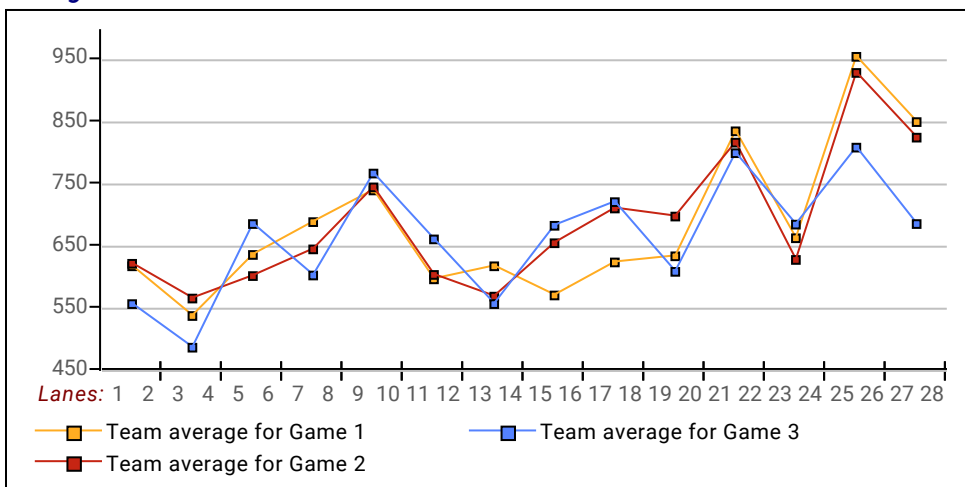
Men & Women, Left & Right Handed Statistics*Unless designated left handed, bowlers are considered right handed.*

| | Over All | M-Rt | M-Left | W-Rt | W-Left |
|--|-----------------|-------------|---------------|-------------|---------------|
| How many people bowled | 101 | 70 | 0 | 24 | 0 |
| Number of games bowled | 303 | 210 | 0 | 72 | 0 |
| Actual average of week's scores | 175.02 | 182.20 | 0.00 | 141.76 | 0.00 |
| How many games above average | 143 | 94 | 0 | 36 | 0 |
| How many games below average | 159 | 115 | 0 | 36 | 0 |
| Pins above/below average per game | -1.29 | -2.76 | 0.00 | -0.28 | 0.00 |
| How many people raised average by this amount | 49 6.41 | 32 6.21 | -- 0.00 | 12 5.86 | -- 0.00 |
| How many people went down by this amount | 47 -7.92 | 34 -8.01 | -- 0.00 | 11 -7.01 | -- 0.00 |
| League average before bowling | 176.68 | 185.29 | 0.00 | 142.49 | 0.00 |
| League average after bowling | 176.10 | 184.24 | 0.00 | 142.21 | 0.00 |
| Change in league average | -0.58 | -1.05 | 0.00 | -0.28 | 0.00 |
| 800s | 3 | 2 | -- | -- | -- |
| 775s | 1 | -- | -- | -- | -- |
| 750s | 2 | 1 | -- | 1 | -- |
| 725s | 5 | 4 | -- | -- | -- |
| 700s | 3 | 3 | -- | -- | -- |
| 675s | 3 | 2 | -- | 1 | -- |
| 650s | 4 | 4 | -- | -- | -- |
| 625s | 3 | 2 | -- | -- | -- |
| 600s | 8 | 8 | -- | -- | -- |
| 575s | 6 | 5 | -- | -- | -- |
| 550s | 8 | 6 | -- | 2 | -- |
| 525s | 5 | 3 | -- | 1 | -- |
| 500s | 4 | 4 | -- | -- | -- |
| 475s | 7 | 5 | -- | 2 | -- |
| 450s | 8 | 6 | -- | 2 | -- |
| 425s | 3 | 1 | -- | 2 | -- |
| 400s | 5 | 3 | -- | 1 | -- |
| below 400 | 23 | 11 | -- | 12 | -- |
| 300s | 6 | 3 | -- | -- | -- |
| 275s | 6 | 6 | -- | -- | -- |
| 250s | 17 | 13 | -- | 1 | -- |
| 225s | 36 | 28 | -- | 5 | -- |
| 200s | 33 | 26 | -- | 3 | -- |
| 175s | 45 | 35 | -- | 9 | -- |
| 150s | 54 | 40 | -- | 9 | -- |
| 125s | 41 | 29 | -- | 11 | -- |
| 100s | 41 | 19 | -- | 21 | -- |
| below 100 | 24 | 11 | -- | 13 | -- |

Team Average vs Avg of Scores



Average of Scores for Each Game



Amount Over/Under Team Average

