

Down & In

Thursday 6:30 pm

Winnetka Bowl

Lanes 15 - 32

USBC Certification: Lane Certification: 8846
 President: Larry Manlapit is on Lane 26 Vice President: Claire Kim is on Lane 29
 Secretary/Treasurer: Jesse Gutierrez is on Lane 23

Team Standings

Place	Lane	#	Team Name	Points Won	Points Lost	Pins + HDCP	HDCP Game	HDCP Sers	Team Avg
1	26	10	Team 10	7	1	7232	1251	3642	931
2	27	15	Team 15	7	1	6861	1198	3500	970
3	28	17	Dawg Pound	7	1	6710	1161	3361	1022
4	23	11	Team 11	5	3	7125	1288	3577	1008
5	19	3	Team 3	5	3	7013	1231	3570	931
6	32	13	Team 13	5	3	6852	1251	3596	1049
7	20	1	Team 1	5	3	6649	1139	3335	935
8	21	9	Team 9	4	4	6967	1227	3511	897
9	17	2	Team 2	4	4	6858	1204	3451	1036
10	15	5	Team 5	4	4	6675	1189	3511	866
11	22	12	Team 12	3	5	6908	1234	3623	817
12	31	16	Team 16	3	5	6874	1208	3557	1027
13	24	8	Team 8	3	5	6810	1218	3568	981
14	16	4	Team 4	3	5	6780	1299	3535	962
15	18	6	Team 6	3	5	3509	1205	3509	966
16	25	7	Team 7	2	6	7007	1247	3527	916
17	29	18	The Payne-noys	1	7	6722	1200	3438	989
18	30	14	Team 14	1	7	6609	1135	3305	841

Review of Last Week's Bowling.....

Lanes	Team Name	HDCP -1-	HDCP -2-	HDCP -3-	HDCP Total	Last Wk WON	Team Name	HDCP -1-	HDCP -2-	HDCP -3-	HDCP Total	Last Wk WON
15-16	Team 3	1087	1134	1222	3443	1	<---> Team 6	1110	1205	1194	3509	3
17-18	Team 5	1051	1070	1043	3164	0	<---> Team 1	1117	1079	1139	3335	4
19-20	Team 2	1164	1102	1141	3407	1	<---> Team 4	1299	1185	1051	3535	3
21-22	Team 11	1224	1117	1236	3577	1	<---> Team 10	1120	1221	1249	3590	3
23-24	Team 7	1102	1226	1152	3480	1	<---> Team 12	1182	1207	1234	3623	3
25-26	Team 9	1151	1141	1219	3511	4	<---> Team 8	1007	1114	1121	3242	0
27-28	The Payne-noys	1200	1120	1118	3438	1	<---> Team 16	1168	1181	1208	3557	3
29-30	Team 13	1024	1090	1142	3256	1	<---> Dawg Pound	1070	1161	1118	3349	3
31-32	Team 14	1079	1091	1135	3305	1	<---> Team 15	1089	1189	1083	3361	3

Lane Assignments

	15-16	17-18	19-20	21-22	23-24	25-26	27-28	29-30	31-32
Wk03 04/25	5- 4	2- 6	3- 1	9-12	11- 8	7-10	15-17	18-14	16-13
Wk04 05/02	7- 9	13-15	18-11	16-14	3- 2	17- 5	1- 4	8-10	12- 6
Wk05 05/09	14- 1	4-16	6-17	8-13	10-15	12-18	7- 2	9- 3	5-11

Team Rosters

1 - Team 1 Lane 20 HDCP=191 Avg=935

Name	Book Avg	Sex	Avg HDCP	Pins	Gms	High Game	High Sers	HDCP Game	HDCP Sers	-1-	-2-	-3-	Total	HDCP Total
George Ritter	183	M	bk183	42	902	6	176	460		150	134	176	460	586
Jarren Contreras	175	M	bk175	49	1113	6	218	568		184	218	143	545	692
Nathan Meyers	182	M	bk182	43	582	3	222	582					0	0
Jaelyn Thoman	197	W	bk197	29	1145	6	232	574		185	157	232	574	661
Marc de Leon	198	M	bk198	28	1195	6	223	617		221	194	202	617	701

2 - Team 2 Lane 17 HDCP=99 Avg=1036

Name	Book Avg	Sex	Avg HDCP	Pins	Gms	High Game	High Sers	HDCP Game	HDCP Sers	-1-	-2-	-3-	Total	HDCP Total
James Recto	186	M	bk186	39	1219	6	234	614		234	204	176	614	731
DeLeon Howard III	188	M	bk188	37	1063	6	212	554		165	177	212	554	665
Patrick Michaels	219	M	bk219	9	1271	6	236	646		211	223	191	625	652
Karl Kurtz	219	M	bk219	9	1248	6	245	635		188	202	245	635	662
Justin Pluchino	224	M	bk224	5	1463	6	300	781		267	197	218	682	697

3 - Team 3 Lane 19 HDCP=195 Avg=931

Name	Book Avg	Sex	Avg HDCP	Pins	Gms	High Game	High Sers	HDCP Game	HDCP Sers	-1-	-2-	-3-	Total	HDCP Total
Jerry Ongsing	192	M	bk192	34	636	3	236	636					0	0
Raymund Magadia	176	M	bk176	48	1010	6	193	530		193	158	179	530	674
Nemy Aguilar	180	M	bk180	45	1112	6	203	559		187	203	169	559	694
Carlos Jojo Pagkalinawan Jr	185	M	bk185	40	1290	6	279	728		145	180	237	562	682
Arly Teh	198	M	bk198	28	1233	6	268	645		163	214	268	645	729

4 - Team 4 Lane 16 HDCP=167 Avg=962

Name	Book Avg	Sex	Avg HDCP	Pins	Gms	High Game	High Sers	HDCP Game	HDCP Sers	-1-	-2-	-3-	Total	HDCP Total
Oscar Castro	215	M	bk215	13	1211	6	255	626		217	231	178	626	665
Jay Juse	—	M	161	62	970	6	187	495		187	142	166	495	687
Cezar Marcella	185	M	bk185	40	1158	6	223	584		214	178	182	574	694
Bong DeJesus	189	M	bk189	36	1159	6	240	661		233	240	188	661	769
Oscar Padilla	212	M	bk212	16	1268	6	279	672		279	225	168	672	720

5 - Team 5 Lane 15 HDCP=253 Avg=866

Name	Book Avg	Sex	Avg HDCP	Pins	Gms	High Game	High Sers	HDCP Game	HDCP Sers	-1-	-2-	-3-	Total	HDCP Total
Malu Tolentino	159	W	bk159	63	921	6	169	495		153	145	128	426	615
Dyanne Thoman	—	W	181	44	1086	6	226	577		155	176	178	509	611
Ferdinand Dizon	175	M	bk175	49	496	3	196	496		156	144	196	496	643
Joseph Tolentino	163	M	bk163	60	540	3	212	540					0	0
Roger Inthavong	188	M	bk188	37	1112	6	220	556		200	172	184	556	667

6 - Team 6 Lane 18 HDCP=163 Avg=966

Name	Book Avg	Sex	Avg HDCP	Pins	Gms	High Game	High Sers	HDCP Game	HDCP Sers	-1-	-2-	-3-	Total	HDCP Total
Carlos Gatmaitan	195	M	bk195	31	599	3	256	599		151	192	256	599	692
Kean Gatmaitan	187	M	bk187	38	0	0	0	0		a177	a177	a177	531	645
Karl Gatmaitan	193	M	bk193	33	645	3	256	645		189	256	200	645	744
Carmen Hofstra	179	W	bk179	45	595	3	214	595		205	214	176	595	730
Ariel Rodriguez	212	M	bk212	16	650	3	225	650		225	203	222	650	698

7 - Team 7 Lane 25 HDCP=210 Avg=916

Name	Book Avg	Sex	Avg HDCP	Pins	Gms	High Game	High Sers	HDCP Game	HDCP Sers	-1-	-2-	-3-	Total	HDCP Total
Jonatan Duarte	180	M	bk180	45	1086	6	224	565		159	182	224	565	700
Chuck Duarte	160	M	bk160	63	1042	6	202	546		171	152	173	496	685
Rogee Duarte	180	M	bk180	45	1024	6	192	524		177	181	142	500	635
Ray Salazar	191	M	bk191	35	1237	6	247	637		192	205	203	600	705
Setu Molia	205	M	bk205	22	1358	6	296	689		193	296	200	689	755

8 - Team 8 Lane 24 HDCP=150 Avg=981

Name	Book Avg	Sex	Avg HDCP	Pins	Gms	High Game	High Sers	HDCP Game	HDCP Sers	-1-	-2-	-3-	Total	HDCP Total
Louie Cardenas	184	M	bk184	41	555	3	225	555		138	225	192	555	678
Wilfredo Vitug Jr	184	M	bk184	41	1101	6	222	590		173	179	159	511	634
Paul Caballero	188	M	bk188	37	1208	6	235	679		160	172	197	529	640
Matt Mark	210	M	bk210	18	1197	6	244	634		214	170	179	563	617
Adrian Florian	215	M	bk215	13	1327	6	247	693		172	218	244	634	673

9 - Team 9 Lane 21 HDCP=226 Avg=897

Name	Book Avg	Sex	Avg HDCP	Pins	Gms	High Game	High Sers	HDCP Game	HDCP Sers	-1-	-2-	-3-	Total	HDCP Total
Jeff Zoleta	140	M	bk140	81	804	6	145	418		122	131	133	386	629
Fabian Gonzalez	181	M	bk181	44	1259	6	244	661		213	204	244	661	793
Julia Frias	206	W	bk206	21	1315	6	287	664		225	222	204	651	714
Eric Gonzalez	186	M	bk186	39	1105	6	222	554		168	161	222	551	668
David Diaz	184	M	bk184	41	584	3	197	584		197	197	190	584	707

10 - Team 10 Lane 26 HDCP=195 Avg=931

Name	Book Avg	Sex	Avg HDCP	Pins	Gms	High Game	High Sers	HDCP Game	HDCP Sers	-1-	-2-	-3-	Total	HDCP Total
Anthony Hernandez	204	M	bk204	23	618	3	237	618		164	217	237	618	687
Blumineaux Baes	153	M	bk153	69	0	0	0	0					0	0
Cristina Manlapit	164	W	bk164	59	1037	6	201	521		133	201	182	516	693
Larry Manlapit	201	M	bk201	26	1382	6	278	771		186	224	201	611	689
Gilbert Tan	209	M	bk209	18	1319	6	290	712		223	199	290	712	766

11 - Team 11 Lane 23 HDCP=125 Avg=1008

Name	Book Avg	Sex	Avg HDCP	Pins	Gms	High Game	High Sers	HDCP Game	HDCP Sers	-1-	-2-	-3-	Total	HDCP Total
Jesse Gutierrez	206	M	bk206	21	1272	6	268	656		268	185	203	656	719
Stevan Saldivar	197	M	bk197	29	1305	6	257	671		171	225	238	634	721
Sabrina Tan	201	W	bk201	26	1348	6	249	711		242	191	204	637	715
Jerome Pereyra	189	M	bk189	36	1144	6	209	617		203	205	209	617	725
John Thoman	215	M	bk215	13	1306	6	257	658		215	186	257	658	697

12 - Team 12 Lane 22 HDCP=298 Avg=817

Name	Book Avg	Sex	Avg HDCP	Pins	Gms	High Game	High Sers	HDCP Game	HDCP Sers	-1-	-2-	-3-	Total	HDCP Total
Patricia Montano	132	W	bk132	88	837	6	149	425		133	149	143	425	689
Pat Cornish	172	W	bk172	52	1224	6	235	626		181	210	235	626	782
Raul Avila	153	M	bk153	69	946	6	174	511		174	173	164	511	718
Hartley Teodosio	188	M	bk188	37	1149	6	226	610		226	192	192	610	721
Alvin Montano	172	M	bk172	52	1049	6	202	557		170	185	202	557	713
Reynaldo Rosario	167	M	bk167	56	501	3	206	501					0	0

13 - Team 13 Lane 32 HDCP=88 Avg=1049

Name	Book Avg	Sex	Avg HDCP	Pins	Gms	High Game	High Sers	HDCP Game	HDCP Sers	-1-	-2-	-3-	Total	HDCP Total
Earl Enero	209	M	bk209	18	715	3	265	715					0	0
Sam Tipton	181	M	bk181	44	1026	6	200	555		133	138	200	471	603
Nathan de Leon	211	M	bk211	17	1223	6	249	650		172	201	200	573	624
Reigh Abaoag	229	M	bk229	0	1264	6	267	694		154	190	226	570	570
Emmanuel Dizon	219	M	bk219	9	1407	6	266	718		235	212	242	689	716

14 - Team 14 Lane 30 HDCP=276 Avg=841

Name	Book Avg	Sex	Avg HDCP	Pins	Gms	High Game	High Sers	HDCP Game	HDCP Sers	-1-	-2-	-3-	Total	HDCP Total
Roy Rufo	183	M	bk183	42	1060	6	194	547		171	182	194	547	673
Elle Rufo	160	W	bk160	63	892	6	169	454		143	142	169	454	643
Marilyn Teh	128	W	bk128	91	851	6	155	442		134	140	135	409	682
Liza Dizon	159	W	bk159	63	958	6	175	496		125	167	170	462	651
James Heylek	211	M	bk211	17	1192	6	230	605		230	184	191	605	656

15 - Team 15 Lane 27 HDCP=160 Avg=970

Name	Book Avg	Sex	Avg HDCP	Pins	Gms	High Game	High Sers	HDCP Game	HDCP Sers	-1-	-2-	-3-	Total	HDCP Total
Dennis Bantasan	209	M	bk209	18	511	3	204	511		153	204	154	511	565
Mike Tumaliuan	181	M	bk181	44	1165	6	240	622		191	240	191	622	754
Leonardo Caldoza	185	M	bk185	40	565	3	206	565		206	191	168	565	685
Raul Ventenilla	190	M	bk190	36	539	3	195	539		187	157	195	539	647
Kenneth Loja	205	M	bk205	22	1341	6	257	697		192	237	215	644	710

16 - Team 16 Lane 31 HDCP=109 Avg=1027

Name	Book Avg	Sex	Avg HDCP	Pins	Gms	High Game	High Sers	HDCP Game	HDCP Sers	-1-	-2-	-3-	Total	HDCP Total
Lito Eusebio	211	M	bk211	17	1136	6	217	602		214	171	217	602	653
Jun L. Garcia	191	M	bk191	35	1222	6	225	619		214	204	201	619	724
Mer Bautista	205	M	bk205	22	1243	6	237	625		185	203	237	625	691
Jun C. Garcia	202	M	bk202	25	1226	6	256	642		256	197	189	642	717
Sheldon Velasquez	218	M	bk218	10	1393	6	297	742		190	297	255	742	772

17 - Dawg Pound Lane 28 HDCP=113 Avg=1022

Name	Book Avg	Sex	Avg HDCP	Pins	Gms	High Game	High Sers	HDCP Game	HDCP Sers	-1-	-2-	-3-	Total	HDCP Total
Bryan Cooke	213	M	bk213	15	1232	6	232	665		202	232	231	665	710
David Palacio	207	M	bk207	20	1218	6	244	653		149	244	172	565	625
Monise Kelly	189	W	bk189	36	574	3	225	574		225	184	165	574	682
David Jaques	201	M	bk201	26	1204	6	223	616		223	152	213	588	666
Rich Morrow Jr	212	M	bk212	16	1229	6	236	618		158	236	224	618	666

18 - The Payne-noys Lane 29 HDCP=141 Avg=989

Name	Book Avg	Sex	Avg HDCP	Pins	Gms	High Game	High Sers	HDCP Game	HDCP Sers	-1-	-2-	-3-	Total	HDCP Total
Claire Kim	206	W	bk206	21	1207	6	248	689		248	235	206	689	752
Tess Avila	159	W	bk159	63	976	6	214	533		157	152	134	443	632
Gary Payne	207	M	bk207	20	1150	6	235	621		192	235	194	621	681
James Samson	198	M	bk198	28	1193	6	225	632		204	142	215	561	645
John Samson	219	M	bk219	9	1350	6	258	701		258	215	228	701	728

Temporary Substitutes



<u>Name</u>	<u>Book Avg</u>	<u>Sex</u>	<u>Avg HDCP</u>	<u>Pins</u>	<u>Gms</u>	<u>High Game</u>	<u>High Sers</u>	<u>HDCP Game</u>	<u>HDCP Sers</u>	<u>-1-</u>	<u>-2-</u>	<u>-3-</u>	<u>Total</u>	<u>HDCP Total</u>
Clifford Baltazar	194	M	bk194	32	0	0	0	0	0				0	0
Andrew Hernandez	184	M	bk184	41	1200	6	247	632		247	213	172	632	755
Philip Lacson	209	M	bk209	18	707	3	247	707					0	0
Marcel Pichay	194	M	bk194	32	599	3	206	599		197	196	206	599	695
Noriel Reyes	—	M	141	80	424	3	158	424		158	138	128	424	664
Kevin Rodriguez	205	M	bk205	22	1354	6	265	677		238	257	182	677	743
Jay Taj	—	M	201	26	605	3	217	605					0	0
Chris Young	189	M	bk189	36	520	3	214	520		168	214	138	520	628

 **Women**

<u>Name</u>	<u>Book Avg</u>	<u>Sex</u>	<u>Avg HDCP</u>	<u>Pins</u>	<u>Gms</u>	<u>High Game</u>	<u>High Sers</u>	<u>HDCP Game</u>	<u>HDCP Sers</u>	<u>-1-</u>	<u>-2-</u>	<u>-3-</u>	<u>Total</u>	<u>HDCP Total</u>
Kayla Molia	—	W	152	70	457	3	167	457					0	0

Last Week's Top Scores

<u>Team Scratch Game</u>		<u>Team Scratch Series</u>		<u>Team Handicap Game</u>		<u>Team Handicap Series</u>	
1130 Team 4		3230 Team 16		1299 Team 4		3623 Team 12	
<u>Scratch Game</u>		<u>Scratch Series</u>		<u>Handicap Game</u>		<u>Handicap Series</u>	
Men	297 Sheldon Velasquez	742 Sheldon Velasquez	712 Gilbert Tan				
	296 Setu Molia		701 John Samson				
	290 Gilbert Tan	689 Setu Molia	689 Emmanuel Dizon				
	279 Oscar Padilla	682 Justin Pluchino					
	268 Jesse Gutierrez						
	268 Arly Teh						
Women	248 Claire Kim	689 Claire Kim	651 Julia Frias				
	242 Sabrina Tan	637 Sabrina Tan	626 Pat Cornish				
	235 Pat Cornish	595 Carmen Hofstra					
	232 Jaelyn Thoman						
	225 Julia Frias						
	225 Monise Kelly						

Season High Scores

<u>Team Scratch Series</u>		<u>Team Scratch Game</u>		<u>Team Handicap Series</u>		<u>Team Handicap Game</u>	
3332 Team 13		1163 Team 11		3642 Team 10		1299 Team 4	
<i>Bowlers must have a minimum of 21 games (after bowling) to be listed for high handicap game and series.</i>							
<u>Scratch Series</u>		<u>Scratch Game</u>		<u>Handicap Series</u>		<u>Handicap Game</u>	
Men	781 Justin Pluchino	297 Sheldon Velasquez					
Women	711 Sabrina Tan	287 Julia Frias					

Individual High Averages

Bowlers must have a minimum of 12 games before they will be listed for high average recognition.

Most Improved Average

Bowlers must have a minimum of 12 games to be listed for most improved average recognition unless they have a book average.

Men 185 to 215.00 = +30.00 Carlos Jojo Pagkalina **Women** 172 to 204.00 = +32.00 Pat Cornish

Local and Bowling Center Awards

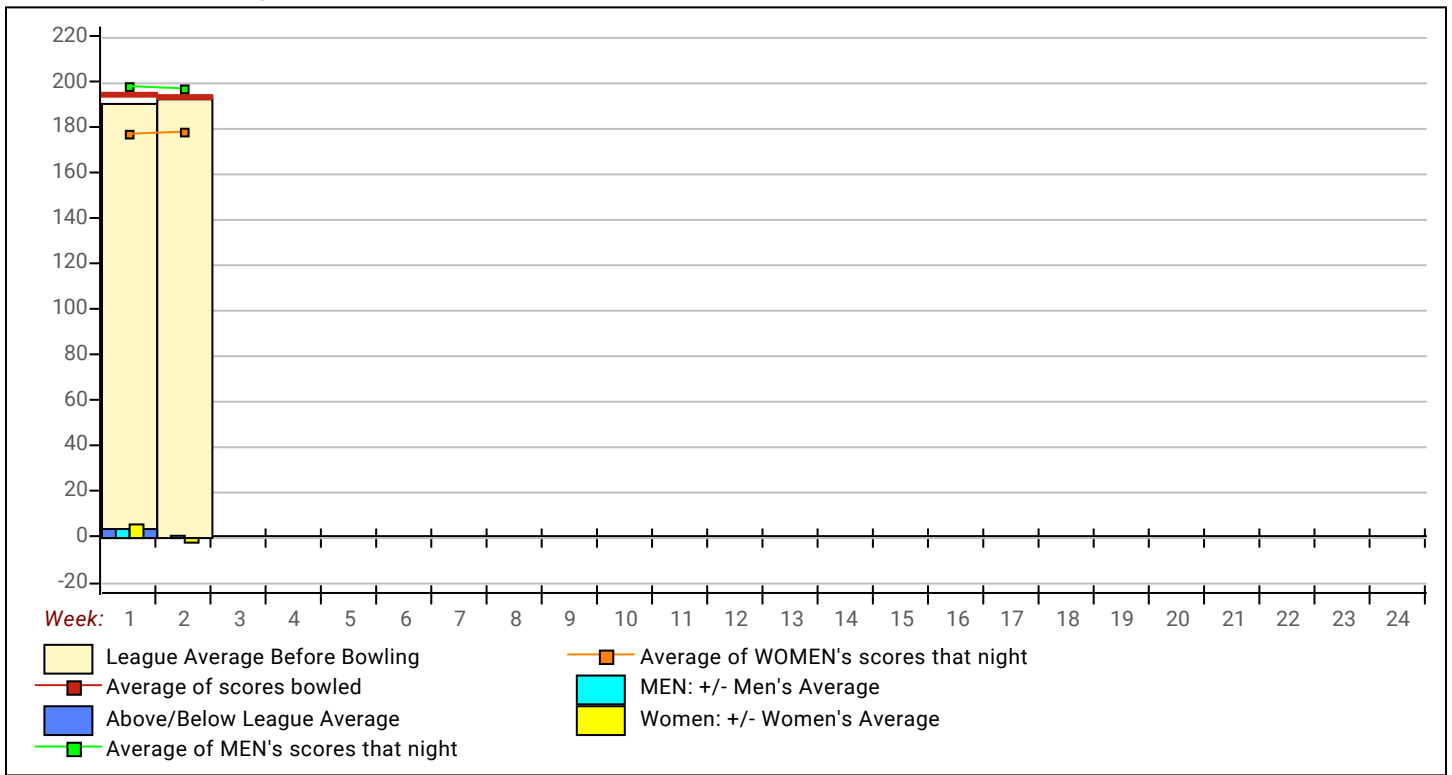
<u>Name</u>	<u>Age</u>	<u>Award Score</u>	<u>Award Received</u>	<u>Name</u>	<u>Age</u>	<u>Award Score</u>	<u>Award Received</u>
Pat Cornish		626	100 Pins Over Average - Series (GLAC U	Setu Molia		296	75 Pins Over Average - Game (GLAC
		235	50 Pins Over Average - Game (GLAC USB			296	11 in a Row (GLAC USBC)
Bong DeJesus		240	50 Pins Over Average - Game (GLAC USB	Oscar Padilla		279	275-289 Game (GLAC USBC)
Jun C. Garcia		256	50 Pins Over Average - Game (GLAC USB			279	50 Pins Over Average - Game (GLAC
		256	250 Game (GLAC USBC)	Carlos Jojo Pagkalinawa		237	50 Pins Over Average - Game (GLAC
Carlos Gatmaitan		256	50 Pins Over Average - Game (GLAC USB	Gilbert Tan		290	75 Pins Over Average - Game (GLAC
		256	250 Game (GLAC USBC)			290	11 in a Row (GLAC USBC)
Karl Gatmaitan		256	50 Pins Over Average - Game (GLAC USB	Arly Teh		268	250 Game (GLAC USBC)
		256	250 Game (GLAC USBC)			268	50 Pins Over Average - Game (GLAC
Fabian Gonzalez		661	100 Pins Over Average - Series (GLAC U	Mike Tumaliuan		240	50 Pins Over Average - Game (GLAC
		244	50 Pins Over Average - Game (GLAC USB	Sheldon Velasquez		297	75 Pins Over Average - Game (GLAC
Jesse Gutierrez		268	50 Pins Over Average - Game (GLAC USB			297	11 in a Row (GLAC USBC)
Andrew Hernandez		247	50 Pins Over Average - Game (GLAC USB				

View Standings on the Web

Visit LeagueSecretary.com - This league's ID number is **127309**
 View standings, bowler history, statistics and more. Also check out the Mobile App.
 Visit bowl.com - This league's ID number is **45794**



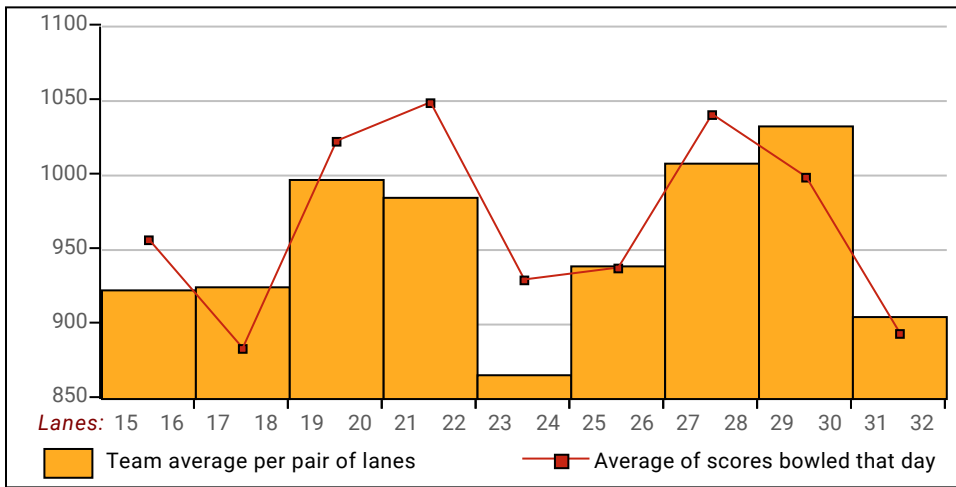
League Average Week-by-Week



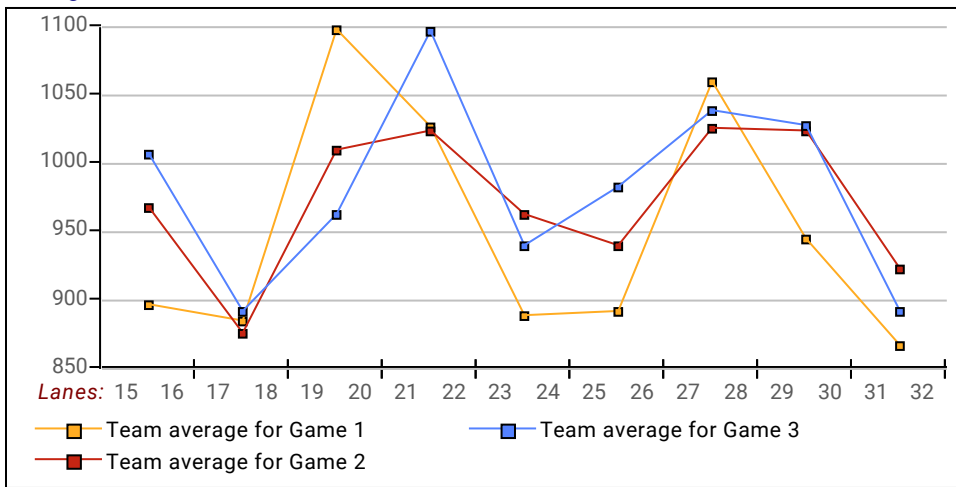
This Week's Statistics

	<u>Over All</u>	<u>Men</u>	<u>Women</u>
How many people bowled	89	74	15
Number of games bowled	267	222	45
Actual average of week's scores	193.77	197.06	177.56
How many games above average	135	116	19
How many games below average	130	104	26
Pins above/below average per game	0.61	1.09	-1.71
How many people raised average	50	43	7
by this amount	8.33	8.29	8.60
How many people went down	36	28	8
by this amount	-11.14	-12.03	-8.04
League average before bowling	193.44	196.26	179.56
League average after bowling	193.61	196.52	179.28
Change in league average	0.17	0.26	-0.28
800s	--	--	--
775s	--	--	--
750s	--	--	--
725s	1	1	--
700s	2	2	--
675s	5	4	1
650s	8	7	1
625s	13	11	2
600s	13	13	--
575s	5	4	1
550s	17	15	2
525s	5	5	--
500s	7	5	2
475s	3	3	--
450s	4	2	2
425s	3	--	3
400s	2	1	1
below 400	1	1	--
300s	--	--	--
275s	4	4	--
250s	10	10	--
225s	37	30	7
200s	67	59	8
175s	68	60	8
150s	51	42	9
125s	29	16	13
100s	1	1	--
below 100	--	--	--

Team Average vs Avg of Scores



Average of Scores for Each Game



Amount Over/Under Team Average

