

2024 Spring Tools To Bowl 9-Pin

Monday 7:00 pm

Inman's Bowling & Fun Center

Lanes 1 - 28

Secretary/Treasurer: Shaun Ciesielski (219)462-1300 Shaun@inmansbowl.com

View Standings on the Web

Visit LeagueSecretary.com - This league's ID number is 105363

View standings, bowler history, statistics and more. Also check out the Mobile App.



Important Announcements

HOUSE JACKPOT: \$2 House Mystery, \$3 Strike It Ritch, \$5 Stay Clean

SHOP BOWLING EQUIPMENT www.AboveALLBowling.com PROMO CODE: INMANS5

*BOWL-OUTS Call ahead to schedule. Mon,Tues,Thurs 10a-5p or 9p-11p.

Wed+Sat 10a-5p, Sun 12p-5p. Times Subject To Change Based on Business

===== U P C O M I N G T O U R N A M E N T S =====

www.ShaunsTournaments.com & www.Facebook.com/ShausTournaments

ADULTS W I N C A S H & YOUTH W I N S C H O L A R S H I P

-King of the Hill Friday's Weekly Tournament 10:00pm May 24 - Aug. 16

Team Standings

Place	Lane	#	Team Name	Points Won	Points Lost	%Won	Scratch Pins	Pins + HDCP	Team Avg	High Game	HDCP Game	High Sers	HDCP Sers	Year-To-Date WON	Y-T-D LOST
1	5	18	Team 18	14	0	100.0	5052	6042	840	924	1089	2569	3064	14	0
2	2	14	2 Handers	12	2	85.7	3559	5911	603	643	1035	1826	3002	12	2
3	26	9	Team 9	10	4	71.4	6181	6328	994	1121	1136	3167	3212	10	4
4	16	4	Team 4	10	4	71.4	4805	6209	799	892	1126	2547	3249	10	4
5	28	16	We Dont Know	10	4	71.4	5284	6148	878	979	1123	2664	3096	10	4
6	7	23	Brooklyn Bandits	10	4	71.4	3904	6088	650	752	1116	2055	3147	10	4
7	19	8	Team 8	10	4	71.4	3482	5948	579	650	1061	1783	3016	10	4
8	9	21	The Gummy Bears	10	4	71.4	5011	5929	833	869	1022	2511	2970	10	4
9	12	27	ESMBOYZ	5	2	71.4	2331	2961	776	835	1045	2331	2961	5	2
10	10	26	Twinkle Toes	9	5	64.3	3829	6007	637	782	1145	1979	3068	9	5
11	20	3	Bowling Stones	8	6	57.1	3991	5677	665	759	1040	2111	2954	8	6
12	27	12	Ghost Busters	7	7	50.0	4117	6109	689	768	1100	2169	3165	7	7
13	23	7	Team 7	7	7	50.0	2994	5997	664	734	1089	2035	3100	7	7
14	6	22	Minus One	7	7	50.0	3401	5993	566	640	1072	1768	3064	7	7
15	17	6	Pocket Pounders	7	7	50.0	4166	5792	693	768	1039	2143	2956	7	7
16	1	17	Glory Bowls	7	7	50.0	3885	5559	708	821	1141	2269	3229	7	7
17	14	25	That's How We Roll	7	7	50.0	3547	5497	675	789	1133	2145	3177	7	7
18	8	19	The Pin Ups	6	8	42.9	3339	5775	555	585	991	1717	2935	6	8
19	21	5	Livin' On A Spare	5	9	35.7	5429	5873	908	1049	1123	2780	3002	5	9
20	18	2	The Scooby Doobies	5	9	35.7	4135	5797	688	850	1127	2124	2955	5	9
21	22	10	Dirty Birds	4	10	28.6	4933	6073	820	923	1113	2523	3093	4	10
22	11	24	Fluffy Cats	4	10	28.6	3005	5729	499	617	1071	1566	2928	4	10
23	24	11	2 Plus 2	4	10	28.6	3541	5695	611	639	1019	1797	2937	4	10
24	15	28	Grabill Family	2	5	28.6	1606	2932	534	595	1037	1606	2932	2	5
25	3	20	The Love Bunnies	3	11	21.4	4103	5957	682	756	1065	2082	3009	3	11
26	4	15	Tree Huggers	2	12	14.3	2605	5743	433	517	1040	1348	2917	2	12
27	13	1	Opening Champions	2	12	14.3	3197	5723	531	654	1075	1667	2930	2	12
28	25	13	Violent Collision	0	14	18.41	1841	2342	573	709	876	1841	2342	0	14

** Teams appear out of order because standings are determined by percentage of wins to losses, NOT total points

Review of Last Week's Bowling.....

Lanes	Team Name	HDCP -1-	HDCP -2-	HDCP -3-	HDCP Total	Last Wk WON		Team Name	HDCP -1-	HDCP -2-	HDCP -3-	HDCP Total	Last Wk WON
1-2	Twinkle Toes	1145	947	976	3068	2	<--->	Brooklyn Bandits	1010	1116	1021	3147	5
3-4	That's How We Roll	1027	1133	1017	3177	7	<--->	The Scooby Doobies	917	1016	909	2842	0
5-6	Opening Champions	857	992	944	2793	0	<--->	Team 4	1120	1003	1126	3249	7
7-8	Pocket Pounders	878	919	1039	2836	3	<--->	Bowling Stones	906	928	889	2723	4
9-10	Livin' On A Spare	955	1042	874	2871	2	<--->	Team 8	965	990	1061	3016	5
11-12	Team 7	1069	942	1089	3100	5	<--->	Dirty Birds	1018	1028	1047	3093	2
13-14	Ghost Busters	1037	1028	1100	3165	2	<--->	Team 9	1136	1078	998	3212	5
15-16	2 Plus 2	883	899	976	2758	2	<--->	2 Handers	1035	1005	962	3002	5
17-18	We Dont Know	1072	930	1094	3096	5	<--->	Violent Collision	0	0	0	0	0
19-20	Tree Huggers	961	961	904	2826	0	<--->	Team 18	1010	1089	965	3064	7
21-22	The Love Bunnies	921	1023	1065	3009	0	<--->	Glory Bowls	1029	1059	1141	3229	7
23-24	The Pin Ups	991	944	905	2840	2	<--->	Minus One	963	1029	1072	3064	5
25-26	The Gummy Bears	1006	992	961	2959	5	<--->	Fluffy Cats	926	900	975	2801	2
27-28	ESMBOYZ	1045	891	1025	2961	5	<--->	Grabill Family	1037	952	943	2932	2

Lane Assignments

	1-2	3-4	5-6	7-8	9-10	11-12	13-14	15-16	17-18	19-20	21-22	23-24	25-26	27-28
Wk03 04/22	17- 14	20- 15	18- 22	23- 19	21- 26	24- 27	1- 25	28- 4	6- 2	8- 3	5- 10	7- 11	13- 9	12- 16
Wk04 04/29	26- 5	27- 7	1- 9	12- 4	6- 14	8- 15	18- 10	11- 19	21- 13	24- 16	25- 17	20- 28	22- 2	3- 23
Wk05 05/06	22- 9	12- 23	14- 26	27- 15	1- 18	19- 4	21- 6	8- 24	25- 10	11- 28	2- 13	3- 16	17- 5	7- 20

Individual High Averages

Men	Women	Boys	Girls
300.00 Ted Rosenquist	277.33 Dan ???	232.17 Logan Pitts	252.83 Josephina Clase
276.83 Kyle Ketchum Sr	224.50 Leanne Kerley	231.83 Kynan Krause	227.33 Jordyn Severson
266.17 Matt Bobrowski	218.33 Whitney Wojtkow	218.67 Bryson Clark	196.67 Peyton Noble
265.17 Kris Lyles	177.83 Kaylynn Ketchum	217.00 Gepson Matthes	156.33 Goldie Hostetler
257.17 Robert Wroblews	164.83 Denise Miller	166.17 Kolton Hostetler	
249.00 Junior Dalke	161.83 Tammy Potis		
247.17 Jason McLamb	159.00 Maggie Gast		
244.83 Chase Farmer	156.67 Nichole ???		
243.33 Tim Pitts	150.50 Isabel Farmer		
239.50 Timothy Primiani	148.00 Melody Delgado		

Season High Scores

Team Scratch Game	Team Scratch Series	Team Handicap Game	Team Handicap Series
1121 Team 9	3167 Team 9	1145 Twinkle Toes	3249 Team 4
1049 Livin' On A Spare	2780 Livin' On A Spare	1141 Glory Bowls	3229 Glory Bowls
979 We Dont Know	2664 We Dont Know	1136 Team 9	3212 Team 9
924 Team 18	2569 Team 18	1133 That's How We Roll	3177 That's How We Roll
923 Dirty Birds	2547 Team 4	1127 The Scooby Doobies	3165 Ghost Busters
Men	Women	Boys	Girls
300 Kyle Ketchum Sr	900 Ted Rosenquist	354 Louis Avila	910 Marcus Tucker
300 Timothy Primiani	835 Kyle Ketchum Sr	332 Loewen Payne	900 Ted Rosenquist
300 Junior Dalke	835 Kris Lyles	318 Junior Dalke	891 Rick Stewart
300 Ted Rosenquist	834 Matt Bobrowski	318 Nick Kafantoris	875 Joseph Primiani
300 Jason McLamb	801 Junior Dalke	315 Tim Pitts	862 Josh Hines
300 Nick Kafantoris		315 Robert Kerley	
300 Tim Pitts		315 Rick Stewart	
300 Dan ???	832 Dan ???	351 Whitney Wojtkowski	886 Whitney Wojtkowski
298 Whitney Wojtkowski	727 Whitney Wojtkowski	332 Kaylynn Ketchum	832 Dan ???
275 Kaylynn Ketchum	712 Leanne Kerley	311 Christine Dalke	823 Leanne Kerley
256 Leanne Kerley	571 Kaylynn Ketchum	300 Dan ???	813 Peggy Lustgarten
198 Tammy Potis	519 Maggie Gast	297 Jessica Grabill	793 Tammy Potis
300 Logan Pitts	766 Kynan Krause	324 Bryson Clark	789 Kolton Hostetler
290 Bryson Clark	705 Logan Pitts	319 Logan Pitts	785 Gepson Matthes
276 Kynan Krause	671 Gepson Matthes	298 Kolton Hostetler	770 Bryson Clark
227 Gepson Matthes	668 Bryson Clark	276 Kynan Krause	766 Kynan Krause
210 Kolton Hostetler	525 Kolton Hostetler	265 Gepson Matthes	762 Logan Pitts
300 Josephina Clasen	831 Josephina Clasen	320 Josephina Clasen	891 Josephina Clasen
264 Jordyn Severson	682 Jordyn Severson	306 Goldie Hostetler	812 Goldie Hostetler
219 Peyton Noble	604 Peyton Noble	285 Jordyn Severson	769 Peyton Noble
205 Goldie Hostetler	509 Goldie Hostetler	274 Peyton Noble	745 Jordyn Severson

	<u>Season Game Over Average</u>		<u>Season Series over Average</u>	
	<u>Game - Avg=Difference</u>		<u>Series - Avg=Difference</u>	
Men	266 - 157=109	Louis Avila	613 - 435=178	Marcus Tucker
	267 - 181=86	Loewen Payne	582 - 423=159	Rick Stewart
	212 - 141=71	Rick Stewart	761 - 627=134	Joseph Primiani
	300 - 231=69	Junior Dalke	691 - 567=124	Josh Hines
	300 - 231=69	Nick Kafantoris	663 - 543=120	Loewen Payne
Women	298 - 194=104	Whitney Wojtkowski	727 - 582=145	Whitney Wojtkowski
	275 - 190=85	Kaylynn Ketchum	408 - 321=87	Peggy Lustgarten
	178 - 109=69	Christine Dalke	712 - 633=79	Leanne Kerley
	186 - 133=53	Jessica Grabill	395 - 333=62	Sara Ehlers
	162 - 111=51	Sara Ehlers	371 - 309=62	Lupita San Juan
Boys	290 - 214=76	Bryson Clark	525 - 471=54	Kolton Hostetler
	300 - 229=71	Logan Pitts	671 - 630=41	Gepson Matthes
	210 - 157=53	Kolton Hostetler	668 - 642=26	Bryson Clark
	276 - 255=21	Kynan Krause	705 - 687=18	Logan Pitts
	227 - 210=17	Gepson Matthes	766 - 765=1	Kynan Krause
Girls	300 - 228=72	Josephina Clasen	831 - 684=147	Josephina Clasen
	205 - 143=62	Goldie Hostetler	509 - 429=80	Goldie Hostetler
	264 - 227=37	Jordyn Severson	604 - 576=28	Peyton Noble
	219 - 192=27	Peyton Noble	682 - 681=1	Jordyn Severson

Most Improved Average

Bowlers must have a minimum of 15 games to be listed for most improved average recognition.

Last Week's Top Scores

	<u>Team Scratch Game</u>	<u>Team Scratch Series</u>	<u>Team Handicap Game</u>	<u>Team Handicap Series</u>
	1121 Team 9	3167 Team 9	1145 Twinkle Toes	3249 Team 4
	968 Livin' On A Spare	2664 We Dont Know	1141 Glory Bowls	3229 Glory Bowls
	950 We Dont Know	2649 Livin' On A Spare	1136 Team 9	3212 Team 9
	924 Team 18	2569 Team 18	1133 That's How We Roll	3177 That's How We Roll
	892 Team 4	2547 Team 4	1126 Team 4	3165 Ghost Busters
	<u>Scratch Game</u>	<u>Scratch Series</u>	<u>Handicap Game</u>	<u>Handicap Series</u>
Men	300 Kyle Ketchum Sr	900 Ted Rosenquist	354 Louis Avila	910 Marcus Tucker
	300 Junior Dalke	835 Kyle Ketchum Sr	332 Loewen Payne	900 Ted Rosenquist
	300 Ted Rosenquist	834 Matt Bobrowski	318 Junior Dalke	891 Rick Stewart
	300 Jason McLamb	801 Junior Dalke	315 Tim Pitts	875 Joseph Primiani
	300 Tim Pitts	761 Joseph Primiani	315 Rick Stewart	862 Josh Hines
Women	300 Dan ???	832 Dan ???	351 Whitney Wojtkowski	886 Whitney Wojtkowski
	298 Whitney Wojtkowski	727 Whitney Wojtkowski	300 Dan ???	832 Dan ???
	256 Leanne Kerley	712 Leanne Kerley	297 Christine Dalke	823 Leanne Kerley
	193 Tammy Potis	514 Tammy Potis	297 Jessica Grabill	813 Peggy Lustgarten
	188 Denise Miller	508 Denise Miller	294 Sara Ehlers	793 Tammy Potis
Boys	300 Logan Pitts	705 Logan Pitts	319 Logan Pitts	789 Kolton Hostetler
	230 Bryson Clark	671 Gepson Matthes	298 Kolton Hostetler	785 Gepson Matthes
	226 Gepson Matthes	668 Bryson Clark	264 Bryson Clark	770 Bryson Clark
	221 Kynan Krause	625 Kynan Krause	264 Gepson Matthes	762 Logan Pitts
	210 Kolton Hostetler	525 Kolton Hostetler	221 Kynan Krause	625 Kynan Krause
Girls	300 Josephina Clasen	831 Josephina Clasen	320 Josephina Clasen	891 Josephina Clasen
	208 Peyton Noble	604 Peyton Noble	306 Goldie Hostetler	812 Goldie Hostetler
	205 Goldie Hostetler	509 Goldie Hostetler	263 Peyton Noble	769 Peyton Noble
	<u>Weekly Game Over Average</u>		<u>Weekly Series over Average</u>	
	<u>Game - Avg=Difference</u>		<u>Series - Avg=Difference</u>	
Men	266 - 157=109	Louis Avila	613 - 435=178	Marcus Tucker
	267 - 181=86	Loewen Payne	582 - 423=159	Rick Stewart
	212 - 141=71	Rick Stewart	761 - 627=134	Joseph Primiani
	300 - 231=69	Junior Dalke	691 - 567=124	Josh Hines
	255 - 189=66	Josh Hines	663 - 543=120	Loewen Payne
	300 - 234=66	Tim Pitts		
Women	298 - 194=104	Whitney Wojtkowski	727 - 582=145	Whitney Wojtkowski
	164 - 109=55	Christine Dalke	408 - 321=87	Peggy Lustgarten
	186 - 133=53	Jessica Grabill	712 - 633=79	Leanne Kerley

Weekly Game Over Average

Game - Avg=Difference

	162 - 111=51	Sara Ehlers
	256 - 211=45	Leanne Kerley
Boys	300 - 229=71	Logan Pitts
	210 - 157=53	Kolton Hostetler
	230 - 214=16	Bryson Clark
	226 - 210=16	Gepson Matthes
	221 - 255=-34	Kynan Krause
Girls	300 - 228=72	Josephina Clasen
	205 - 143=62	Goldie Hostetler
	208 - 192=16	Peyton Noble

Weekly Series over Average

Series - Avg=Difference

	395 - 333=62	Sara Ehlers
	371 - 309=62	Lupita San Juan
	525 - 471=54	Kolton Hostetler
	671 - 630=41	Gepson Matthes
	668 - 642=26	Bryson Clark
	705 - 687=18	Logan Pitts
	625 - 765=-140	Kynan Krause
	831 - 684=147	Josephina Clasen
	509 - 429=80	Goldie Hostetler
	604 - 576=28	Peyton Noble

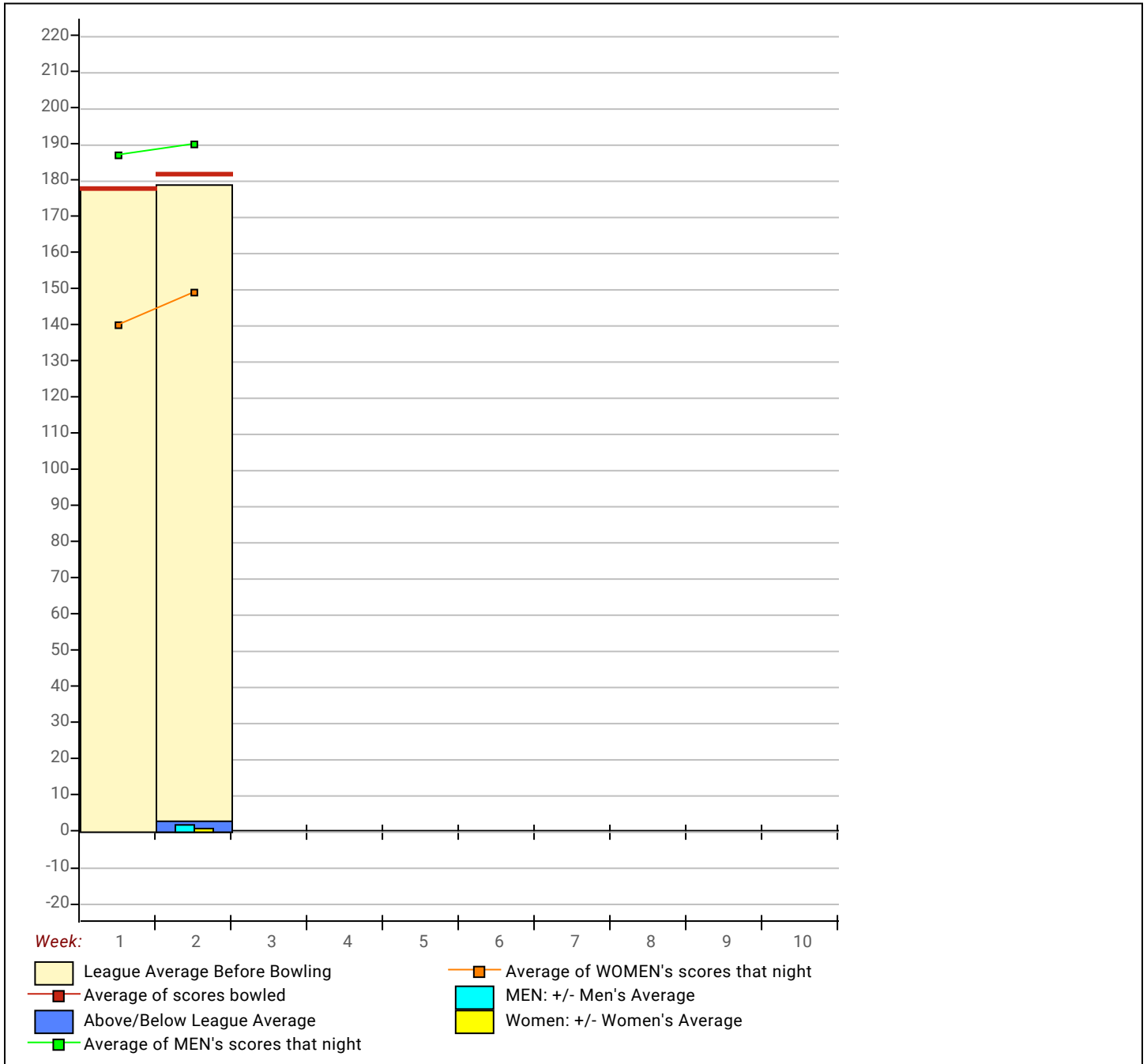
Team Rosters

Name	True Average	HDCP	Pins	Gms	-1-	-2-	-3-	Total	HDCP Total	High Game	HDCP Game	High Sers	HDCP Sers	To Raise Avg +1	To Drop Avg -1	200's	600's	Most Improved Avg +/-
1 - Opening Champions	Lane 13 HDCP=444 Avg=531																	
Andrea Frank	135.50	109	813	6	102	146	151	399	717	167	273	414	732	411	401	--	--	
Loretta Frank	112.33	131	674	6	101	122	118	341	737	155	287	341	737	343	333	--	--	
Jake Simon	157.83	88	947	6	134	184	135	453	696	184	265	494	737	475	465	--	--	
Danielle Simon	127.17	116	763	6	99	119	119	337	643	157	259	426	732	389	379	--	--	
2 - The Scooby Doobies	Lane 18 HDCP=296 Avg=688																	
Zac Lawton	190.00	57	1140	6	173	219	165	557	716	241	294	583	742	579	569	2	--	
Bob Lawton	175.00	71	1050	6	197	170	149	516	720	204	272	534	738	534	524	1	--	
Dustin Oehlman	153.83	92	923	6	122	183	161	466	745	190	283	466	745	463	453	--	--	
Zander Oehlman	170.33	76	1022	6	148	167	157	472	661	215	278	550	739	517	507	1	--	
3 - Bowling Stones	Lane 20 HDCP=316 Avg=665																	
Maggie Gast	159.00	86	954	6	133	129	173	435	654	193	266	519	738	486	476	--	--	
Rich Gast	154.00	91	924	6	137	147	129	413	641	212	288	511	739	471	461	1	--	
Steph Wray	147.17	97	883	6	170	163	121	454	757	190	291	454	757	449	439	--	--	
Scott Wray	205.00	42	1230	6	185	208	185	578	671	244	275	652	745	624	614	3	1	
4 - Team 4	Lane 16 HDCP=189 Avg=799																	
Tom Johnson	231.33	18	1388	6	280	189	277	746	848	280	314	746	848	700	690	3	2	
Rick Stewart	167.67	78	1006	6	212	175	195	582	891	212	315	582	891	506	496	1	--	
Mike Simons	183.00	63	1098	6	151	186	202	539	719	202	262	559	739	558	548	1	--	
Brian Babcock	218.83	30	1313	6	243	219	218	680	791	245	282	680	791	658	648	5	2	
5 - Livin' On A Spare	Lane 21 HDCP=86 Avg=908																	
Bryson Clark	218.67	30	1312	6	220	230	218	668	770	290	324	668	770	659	649	4	2	
Jordyn Severson	227.33	21	682	3	a217	a217	a217	651	714	264	285	682	745	686	679	3	1	
Kynan Krause	231.83	18	1391	6	204	221	200	625	625	276	276	766	766	697	687	6	2	
Logan Pitts	232.17	17	1393	6	240	300	165	705	762	300	319	705	762	704	694	5	2	
6 - Pocket Pounders	Lane 17 HDCP=289 Avg=693																	
David Rossa	178.17	68	1069	6	142	196	188	526	721	222	287	543	738	542	532	1	--	
Michael Householder A	142.33	102	854	6	126	146	145	417	714	163	262	437	734	433	423	--	--	
Michael Householder W	169.00	76	1014	6	148	134	203	485	695	212	282	529	739	516	506	2	--	
Nathan Faldzinski	204.83	43	1229	6	191	172	232	595	706	232	269	634	745	616	606	3	1	
7 - Team 7	Lane 23 HDCP=344 Avg=664																	
Nichole ???	156.67	89	470	3	162	151	157	470	737	162	251	470	737	472	465	--	--	
Dan ???	277.33	0	832	3	300	232	300	832	832	300	300	832	832	836	829	3	1	
Glenda Ketterman	110.33	133	662	6	120	103	115	338	740	123	257	338	740	337	327	--	--	
Sara Ehlers	121.67	122	730	6	132	101	162	395	791	162	294	395	791	368	358	--	--	
8 - Team 8	Lane 19 HDCP=397 Avg=579																	
Peggy Lustgarten	121.67	122	730	6	125	135	148	408	813	148	283	408	813	368	358	--	--	
Jerry Wright	126.00	117	756	6	127	141	128	396	765	150	273	396	765	387	377	--	--	
Melissa Tobias	129.00	114	774	6	116	118	128	362	683	167	274	412	733	396	386	--	--	
Russ Tobias	203.67	44	1222	6	186	185	246	617	755	246	292	617	755	614	604	2	2	
9 - Team 9	Lane 26 HDCP=25 Avg=994																	
Mike Plance	229.00	19	687	3				0	0	244	263	687	744	693	686	3	1	
Kris Lyles	265.17	0	1591	6	297	207	252	756	756	298	298	835	835	803	793	6	2	
Tim Pitts	243.33	6	1460	6	248	300	209	757	802	300	315	757	802	736	726	6	2	
Robert Wroblewski	257.17	0	1543	6	276	256	222	754	754	277	277	789	789	779	769	6	2	
Ted Rosenquist	300.00	0	900	3	300	300	300	900	900	300	300	900	900	906	899	3	1	

Name	True				HDCP High HDCP High HDCP To Raise To Drop										Most Improved				
	Average	HDCP	Pins	Gms	-1-	-2-	-3-	Total	Total	Game	Game	Sers	Sers	Avg +1	Avg -1	200's	600's	Avg	+/-
10 - Dirty Birds Lane 22 HDCP=184 Avg=820																			
Mikey McCray	120.50	123	723	6	125	105	108	338	683	146	261	385	730	366	356	--	--		
Josh Hines	209.67	38	1258	6	255	204	232	691	862	255	312	691	862	632	622	4	1		
Nick Kafantoris	225.83	23	1355	6	170	243	247	660	714	300	318	695	749	679	669	4	2		
Matt Bobrowski	266.17	0	1597	6	278	286	270	834	834	286	286	834	834	806	796	6	2		
11 - 2 Plus 2 Lane 24 HDCP=367 Avg=611																			
Joan Dunn	138.33	106	830	6	127	145	147	419	740	152	259	419	740	421	411	--	--		
James Delgado	165.50	80	993	6	155	126	158	439	625	216	278	554	740	501	491	1	--		
Melody Delgado	148.00	96	888	6	109	139	157	405	657	178	262	483	735	453	443	--	--		
Roger Jackson	160.33	85	481	3	154	151	176	481	736	176	261	481	736	485	478	--	--		
Ed Dunn	116.33	127	349	3				0	0	138	265	349	730	353	346	--	--		
12 - Ghost Busters Lane 27 HDCP=296 Avg=689																			
Peyton Noble	196.67	51	1180	6	208	208	188	604	769	219	274	604	769	593	583	3	1		
Goldie Hostetler	156.33	89	938	6	146	158	205	509	812	205	306	509	812	475	465	1	--		
Josephina Clasen	252.83	0	1517	6	276	255	300	831	891	300	320	831	891	760	750	6	2		
Summer Petersen	85.67	156	257	3	a75	a75	a75	225	693	116	272	257	725	259	252	--	--		
13 - Violent Collision Lane 25 HDCP=167 Avg=573																			
Gary Gear		0	0	0	a40	a40	a40	120	120	0		0				--	--		
Joshua Baker	172.67	74	518	3	a162	a162	a162	486	708	207	281	518	740	520	513	1	--		
Steve Whitaker	186.00	60	558	3	a176	a176	a176	528	708	211	271	558	738	564	557	2	--		
Aaron Fenters	215.00	33	645	3	a205	a205	a205	615	714	255	288	645	744	651	644	2	1		
14 - 2 Handers Lane 2 HDCP=376 Avg=603																			
Austin Petersen	170.00	76	510	3	a160	a160	a160	480	708	187	263	510	738	516	509	--	--		
VACANT		190	0	0	v50	v50	v50	150	720	0		0				--	--		
Gepson Matthes	217.00	31	1302	6	223	222	226	671	785	227	265	671	785	660	650	5	2		
Kolton Hostetler	166.17	79	997	6	210	181	134	525	789	210	298	525	789	506	496	1	--		
15 - Tree Huggers Lane 4 HDCP=538 Avg=433																			
VACANT		190	0	0	v50	v50	v50	150	720	0		0				--	--		
VACANT		190	0	0	v50	v50	v50	150	720	0		0				--	--		
John Cegar	123.50	120	741	6	108	148	131	387	762	150	275	387	762	375	365	--	--		
Jimi Glacier	210.67	38	1264	6	230	190	150	570	624	267	285	694	748	635	625	3	1		
16 - We Dont Know Lane 28 HDCP=139 Avg=878																			
Kyle Ketchum Jr	209.50	38	1257	6	228	185	249	662	809	249	298	662	809	633	623	3	1		
Kyle Ketchum Sr	276.83	0	1661	6	279	256	300	835	835	300	300	835	835	832	822	6	2		
Kaylynn Ketchum	177.83	69	1067	6	156	153	187	496	667	275	332	571	742	535	525	1	--		
Derrick Calmbacher	216.50	32	1299	6	265	192	214	671	785	265	303	671	785	654	644	4	2		
17 - Glory Bowls Lane 1 HDCP=275 Avg=708																			
Dan Ormos	161.50	84	969	6	146	201	196	543	849	201	303	543	849	489	479	1	--		
Jeramie Connors	183.33	63	1100	6	203	173	198	574	787	241	312	574	787	556	546	2	--		
Nathan Doran	163.00	82	489	3	186	143	160	489	735	186	268	489	735	495	488	--	--		
Loewen Payne	201.17	46	1207	6	174	222	267	663	858	267	332	663	858	611	601	2	1		
18 - Team 18 Lane 5 HDCP=150 Avg=840																			
Zack Simon	172.67	74	1036	6	177	183	155	515	734	231	304	521	740	521	511	1	--		
Jeff McNabb	208.50	39	1251	6	175	254	192	621	735	254	292	630	744	630	620	3	2		
Leanne Kerley	224.50	24	1347	6	256	212	244	712	823	256	293	712	823	678	668	6	2		
Robert Kerley	236.33	13	1418	6	237	275	209	721	772	298	315	721	772	715	705	5	2		
19 - The Pin Ups Lane 8 HDCP=421 Avg=555																			
Kris Scifres	126.67	117	760	6	95	108	108	311	596	162	257	449	734	383	373	--	--		
VACANT		190	0	0	v50	v50	v50	150	720	0		0				--	--		
Scott Miller	215.00	33	1290	6	265	192	196	653	761	265	301	653	761	654	644	3	2		
Denise Miller	164.83	81	989	6	175	188	145	508	763	188	273	508	763	496	486	--	--		
20 - The Love Bunnies Lane 3 HDCP=301 Avg=682																			
Alex Lippelt	175.17	71	1051	6	141	186	204	531	750	204	277	531	750	533	523	1	--		
Lupita San Juan	113.33	130	680	6	131	102	138	371	788	138	277	371	788	346	336	--	--		
Isabel Farmer	150.50	95	903	6	118	151	171	440	713	184	275	463	736	456	446	--	--		
Chase Farmer	244.83	5	1469	6	222	275	243	740	758	275	281	740	758	736	726	6	2		
21 - The Gummy Bears Lane 9 HDCP=158 Avg=833																			
Timothy Primiani	239.50	10	1437	6	232	242	231	705	720	300	305	732	747	723	713	5	2		
Joseph Primiani	231.33	18	1388	6	256	261	244	761	875	261	299	761	875	700	690	5	2		
Lucas Doran	172.67	74	1036	6	164	119	163	446	599	241	292	590	743	521	511	1	--		
Christan VeCasey	191.67	56	1150	6	201	217	170	588	765	231	290	588	765	578	568	3	--		

Name	True			-1-	-2-	-3-	Total	HDCP		High		HDCP	To Raise	To Drop	Most Improved		
	Average	HDCP	Pins Gms					Total	Game	Game	Sers				Sers	Avg +1	Avg -1
22 - Minus One	Lane 6 HDCP=410 Avg=566																
Amanda McLamb	127.67	116	766	6	161	124	116	401	767	161	283	401	767	386	376	--	--
VACANT	190	0	0	0	v50	v50	v50	150	720	0		0				--	--
Devon McLamb	142.00	102	852	6	106	190	174	470	818	190	306	470	818	435	425	--	--
Jason McLamb	247.17	2	1483	6	214	233	300	747	759	300	304	747	759	749	739	6	2
23 - Brooklyn Bandits	Lane 7 HDCP=330 Avg=650																
Christine Dalke	116.50	127	699	6	110	164	97	371	770	178	311	371	770	354	344	--	--
Nate Vas	99.00	143	594	6	105	89	110	304	742	122	268	304	742	306	296	--	--
Matt Dalke	186.17	60	1117	6	206	199	174	579	780	206	273	579	780	566	556	1	--
Junior Dalke	249.00	0	1494	6	225	300	276	801	855	300	318	801	855	756	746	6	2
24 - Fluffy Cats	Lane 11 HDCP=475 Avg=499																
Tammy Potis	161.83	84	971	6	166	155	193	514	793	198	291	514	793	487	477	--	--
VACANT	190	0	0	0	v50	v50	v50	150	720	0		0				--	--
Jenna Potis	110.50	133	663	6	83	105	110	298	664	152	274	365	731	336	326	--	--
Sam Potis	178.50	68	1071	6	173	136	168	477	624	261	310	594	741	540	530	1	--
25 - That's How We Roll	Lane 14 HDCP=307 Avg=675																
Jessica Tucker	115.67	128	694	6	94	96	132	322	679	141	260	372	729	350	340	--	--
Marcus Tucker	175.00	71	1050	6	208	211	194	613	910	211	310	613	910	534	524	2	1
Louis Avila	176.00	70	1056	6	180	266	137	583	847	266	354	583	847	537	527	1	--
Dennis Mitchell	209.00	38	627	3	201	216	210	627	741	216	254	627	741	633	626	3	1
26 - Twinkle Toes	Lane 10 HDCP=343 Avg=637																
Randall Alexander Jr	197.50	50	1185	6	224	156	192	572	701	224	267	613	742	597	587	2	1
Margaret Alexander	145.00	99	870	6	179	84	161	424	712	179	275	446	734	444	434	--	--
Randall Alexander III	77.33	164	464	6	81	100	75	256	769	100	271	256	769	238	228	--	--
Whitney Wojtkowski	218.33	30	1310	6	298	244	185	727	886	298	351	727	886	661	651	3	1
27 - ESMBOYZ	Lane 12 HDCP=210 Avg=776																
Jacob Grainger	188.33	58	565	3	192	150	223	565	739	223	281	565	739	569	562	1	--
Andrew Robbins	187.33	59	562	3	194	188	180	562	739	194	253	562	739	566	559	--	--
Brian Hardsock	193.00	54	579	3	253	159	167	579	741	253	307	579	741	585	578	1	--
Tyler Hardsock	208.33	39	625	3	196	184	245	625	742	245	284	625	742	629	622	1	1
28 - Grabill Family	Lane 15 HDCP=442 Avg=534																
Jared Grabill	214.33	34	643	3	210	225	208	643	745	225	259	643	745	647	640	3	1
Jessica Grabill	133.33	111	400	3	186	118	96	400	733	186	297	400	733	404	397	--	--
Camden Grabill	75.33	166	226	3	63	62	101	226	724	101	267	226	724	230	223	--	--
Chase Grabill	112.33	131	337	3	136	105	96	337	730	136	267	337	730	341	334	--	--

League Average Week-by-Week



Important Messages

HOUSE MYSTERY POT: \$2.00 to Enter, Covers Games 1 & 2 ONLY
Circle The Number Next To Your Name and Drop Your \$2 In The Bucket

Alphabetical List of All Members of This League

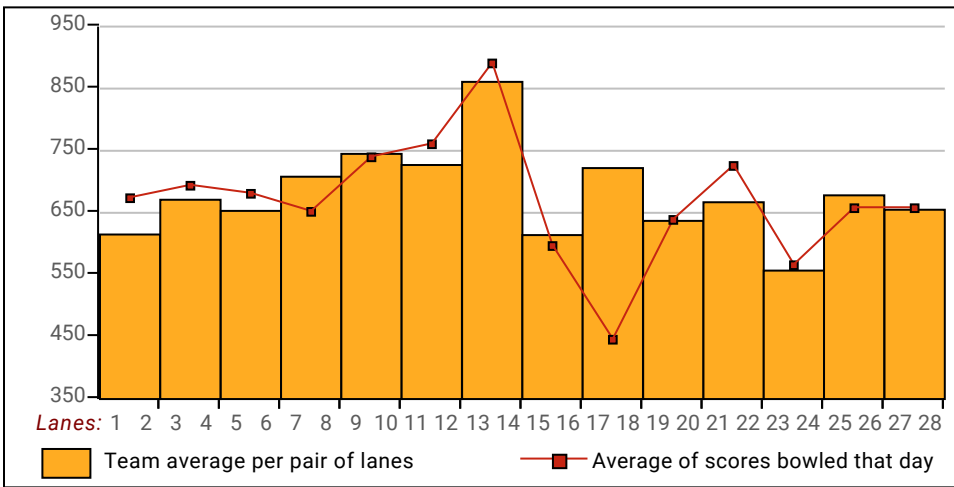
Lane			True				Lane			True			
NxtWk	Team	Name	Average	Pins	Gms	HDCP	NxtWk	Team	Name	Average	Pins	Gms	HDCP
1	0	, Butters		0	0	0	59	17	6 Faldzinski, Nathan	204.83	1229	6	43
2	23	7 ???, Dan	277.33	832	3	0	60	3	20 Farmer, Chase	244.83	1469	6	5
3	0	0 ???, Kerry		0	0	0	61	3	20 Farmer, Isabel	150.50	903	6	95
4	23	7 ???, Nichole	156.67	470	3	89	62	25	13 Fenters, Aaron	215.00	645	3	33
5	10	26 Alexander, Margaret	145.00	870	6	99	63	13	1 Frank, Andrea	135.50	813	6	109
6	10	26 Alexander III, Randall	77.33	464	6	164	64	13	1 Frank, Loretta	112.33	674	6	131
7	10	26 Alexander Jr, Randall	197.50	1185	6	50	65	20	3 Gast, Maggie	159.00	954	6	86
8	14	25 Avila, Louis	176.00	1056	6	70	66	20	3 Gast, Rich	154.00	924	6	91
9	16	4 Babcock, Brian	218.83	1313	6	30	67	25	13 Gear, Gary		0	0	0
10	25	13 Baker, Joshua	172.67	518	3	74	68	0	0 Girouard, Jadelynn		0	0	0
11	0	0 Balazs, Pam		0	0	0	69	4	15 Glacier, Jimi	210.67	1264	6	38
12	0	0 Balcerak, Tom		0	0	0	70	0	0 Gniadecki, Abigail		0	0	0
13	0	0 Barnes, Alzora		0	0	0	71	15	28 Grabill, Camden	75.33	226	3	166
14	0	0 Bartos, Baylei		0	0	0	72	15	28 Grabill, Chase	112.33	337	3	131
15	0	0 Bartos, Mason		0	0	0	73	15	28 Grabill, Jared	214.33	643	3	34
16	22	10 Bobrowski, Matt	266.17	1597	6	0	74	15	28 Grabill, Jessica	133.33	400	3	111
17	0	0 Bohm, Isaac		0	0	0	75	12	27 Grainger, Jacob	188.33	565	3	58
18	0	0 Bohm, Maggie		0	0	0	76	0	0 Gutierrez, Jeremy		0	0	0
19	0	0 Bohm, Nick		0	0	0	77	12	27 Hardsock, Brian	193.00	579	3	54
20	0	0 Bryant, Jeremy		0	0	0	78	12	27 Hardsock, Tyler	208.33	625	3	39
21	10	26 Bryant, Katrina		0	0	0	79	0	0 Hardwick, Ben		0	0	0
22	0	0 Buczko, Eddie		0	0	0	80	0	0 Hillers, Tim		0	0	0
23	0	0 Calhoun, Jake		0	0	0	81	22	10 Hines, Josh	209.67	1258	6	38
24	28	16 Calmbacher, Derrick	216.50	1299	6	32	82	27	12 Hostetler, Goldie	156.33	938	6	89
25	0	0 Carr, Sawyer		0	0	0	83	2	14 Hostetler, Kolton	166.17	997	6	79
26	0	0 Carr, Scott		0	0	0	84	17	6 Householder A, Michael	142.33	854	6	102
27	4	15 Cegar, John	123.50	741	6	120	85	17	6 Householder W, Michael	169.00	1014	6	76
28	0	0 Ciavirelli, Jon		0	0	0	86	0	0 Howell, Nicholas		0	0	0
29	0	0 Ciavirelli, Jonny		0	0	0	87	0	0 Hutnick, Heather		0	0	0
30	0	0 Ciavirelli, Lily		0	0	0	88	0	0 Hutnick, Mark		0	0	0
31	0	0 Ciesielski, Bree		0	0	0	89	24	11 Jackson, Roger	160.33	481	3	85
32	0	0 Ciesielski, Bella		0	0	0	90	0	0 Johnson, Andrew		0	0	0
33	0	0 Clark, Ashley		0	0	0	91	0	0 Johnson, Ann		0	0	0
34	21	5 Clark, Bryson	218.67	1312	6	30	92	0	0 Johnson, Scott		0	0	0
35	0	0 Clark, John		0	0	0	93	16	4 Johnson, Tom	231.33	1388	6	18
36	27	12 Clasen, Josephina	252.83	1517	6	0	94	22	10 Kafantoris, Nick	225.83	1355	6	23
37	1	17 Conners, Jeramie	183.33	1100	6	63	95	0	0 Kaiser, Quintin		0	0	0
38	0	0 Cuellar, Devanne		0	0	0	96	5	18 Kerley, Leanne	224.50	1347	6	24
39	0	0 Curry, Hank		0	0	0	97	0	0 Kerley, Rebecca		0	0	0
40	0	0 Curry, Sam		0	0	0	98	5	18 Kerley, Robert	236.33	1418	6	13
41	7	23 Dalke, Christine	116.50	699	6	127	99	28	16 Ketchum, Kaylynn	177.83	1067	6	69
42	7	23 Dalke, Junior	249.00	1494	6	0	100	28	16 Ketchum Jr, Kyle	209.50	1257	6	38
43	7	23 Dalke, Matt	186.17	1117	6	60	101	28	16 Ketchum Sr, Kyle	276.83	1661	6	0
44	0	0 Davis, Michael		0	0	0	102	23	7 Ketterman, Glenda	110.33	662	6	133
45	0	0 Davis, Michael		0	0	0	103	21	5 Krause, Kynan	231.83	1391	6	18
46	24	11 Delgado, James	165.50	993	6	80	104	0	0 Krupa, Al		0	0	0
47	24	11 Delgado, Melody	148.00	888	6	96	105	0	0 Kwiatkoski, Sherry		0	0	0
48	0	0 DiAnni, Joe		0	0	0	106	18	2 Lawton, Bob	175.00	1050	6	71
49	0	0 Dominiak, David		0	0	0	107	18	2 Lawton, Zac	190.00	1140	6	57
50	0	0 Dominiak, Victor		0	0	0	108	3	20 Lippelt, Alex	175.17	1051	6	71
51	0	0 Doolittle, Leif		0	0	0	109	0	0 Lockwood, J'Shaun		0	0	0
52	9	21 Doran, Lucas	172.67	1036	6	74	110	19	8 Lustgarten, Peggy	121.67	730	6	122
53	1	17 Doran, Nathan	163.00	489	3	82	111	26	9 Lyles, Kris	265.17	1591	6	0
54	0	0 Downey, Haadynn		0	0	0	112	2	14 Matthes, Gepson	217.00	1302	6	31
55	24	11 Dunn, Ed	116.33	349	3	127	113	22	10 McCray, Mikey	120.50	723	6	123
56	24	11 Dunn, Joan	138.33	830	6	106	114	6	22 McLamb, Amanda	127.67	766	6	116
57	0	0 Dwyer, Kat		0	0	0	115	0	0 McLamb, Bryce		0	0	0
58	23	7 Ehlers, Sara	121.67	730	6	122	116	6	22 McLamb, Devon	142.00	852	6	102

Lane				True				Lane				True			
NxtWk	Team	Name	Average	Pins	Gms	HDCP	NxtWk	Team	Name	Average	Pins	Gms	HDCP		
117	6	22	McLamb, Jason	247.17	1483	6	2	155	0	Schafbuckt, Bryan		0	0	0	
118	5	18	McNabb, Jeff	208.50	1251	6	39	156	0	Schafbuckt, Colin		0	0	0	
119		0	McWhirter, Kim		0	0	0	157	0	Schafbuckt, Jack		0	0	0	
120		0	Mears, Jenny		0	0	0	158	8	19	Scifres, Kris	126.67	760	6	117
121		0	Mears, Lauryn		0	0	0	159	21	5	Severson, Jordyn	227.33	682	3	21
122	8	19	Miller, Denise	164.83	989	6	81	160		0	Severson, Tracy		0	0	0
123	8	19	Miller, Scott	215.00	1290	6	33	161	13	1	Simon, Danielle	127.17	763	6	116
124	14	25	Mitchell, Dennis	209.00	627	3	38	162	13	1	Simon, Jake	157.83	947	6	88
125		0	Mocaby-Ankarlo, Jada K.		0	0	0	163	5	18	Simon, Zack	172.67	1036	6	74
126		0	Murray, Zak		0	0	0	164	16	4	Simons, Mike	183.00	1098	6	63
127		0	Myers, Michael		0	0	0	165	16	4	Stewart, Rick	167.67	1006	6	78
128		0	Myers, Sarah		0	0	0	166		0	Taing, Alyssa		0	0	0
129		0	Nicholas III, Jerry		0	0	0	167		0	Thielen, Chris		0	0	0
130		0	Noble, Adam		0	0	0	168		0	Thielen, Joseph		0	0	0
131	27	12	Noble, Peyton	196.67	1180	6	51	169		0	Thielen, Zach		0	0	0
132	18	2	Oehlman, Dustin	153.83	923	6	92	170	19	8	Tobias, Melissa	129.00	774	6	114
133	18	2	Oehlman, Zander	170.33	1022	6	76	171	19	8	Tobias, Russ	203.67	1222	6	44
134	1	17	Ormos, Dan	161.50	969	6	84	172		0	Tomczak, Matt		0	0	0
135	1	17	Payne, Loewen	201.17	1207	6	46	173	14	25	Tucker, Jessica	115.67	694	6	128
136	2	14	Petersen, Austin	170.00	510	3	76	174	14	25	Tucker, Marcus	175.00	1050	6	71
137		0	Petersen, Jimmy		0	0	0	175		0	Vanderhayden, Billy		0	0	0
138	27	12	Petersen, Summer	85.67	257	3	156	176		0	Vanderhayden, Hayley		0	0	0
139		0	Petersen, Tiffany		0	0	0	177		0	Vanderploeg, Colton		0	0	0
140	21	5	Pitts, Logan	232.17	1393	6	17	178		0	Vanderploeg, Donald		0	0	0
141	26	9	Pitts, Tim	243.33	1460	6	6	179		0	Vanderploeg, Easton		0	0	0
142	26	9	Plance, Mike	229.00	687	3	19	180	7	23	Vas, Nate	99.00	594	6	143
143	11	24	Potis, Jenna	110.50	663	6	133	181	9	21	VeCasey, Christan	191.67	1150	6	56
144	11	24	Potis, Sam	178.50	1071	6	68	182		0	Volcsko, Nattalie		0	0	0
145	11	24	Potis, Tammy	161.83	971	6	84	183		0	Watkins, Olivia		0	0	0
146	9	21	Primiani, Joseph	231.33	1388	6	18	184		0	Watkins, Robert		0	0	0
147	9	21	Primiani, Timothy	239.50	1437	6	10	185	25	13	Whitaker, Steve	186.00	558	3	60
148		0	Pugh, Chris		0	0	0	186		0	Whitten, Casey		0	0	0
149	12	27	Robbins, Andrew	187.33	562	3	59	187	10	26	Wojtkowski, Whitney	218.33	1310	6	30
150		0	Rodich, Michael		0	0	0	188		0	Worden, Andrew		0	0	0
151		0	Rosenquist, Korinn		0	0	0	189	20	3	Wray, Scott	205.00	1230	6	42
152	26	9	Rosenquist, Ted	300.00	900	3	0	190	20	3	Wray, Steph	147.17	883	6	97
153	17	6	Rossa, David	178.17	1069	6	68	191	19	8	Wright, Jerry	126.00	756	6	117
154	3	20	San Juan, Lupita	113.33	680	6	130	192	26	9	Wroblewski, Robert	257.17	1543	6	0

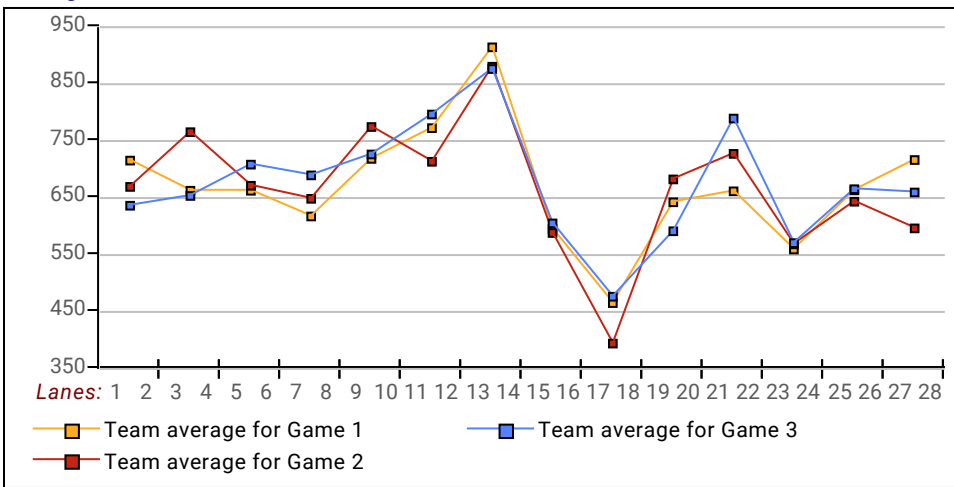
Men & Women, Left & Right Handed Statistics*Unless designated left handed, bowlers are considered right handed.*

	Over All	M-Rt	M-Left	W-Rt	W-Left
How many people bowled	99	66	0	25	0
Number of games bowled	297	198	0	75	0
Actual average of week's scores	181.54	189.99	0.00	148.80	0.00
How many games above average	153	97	0	38	0
How many games below average	137	95	0	36	0
Pins above/below average per game	3.04	2.74	0.00	1.44	0.00
How many people raised average by this amount	50	31	--	12	--
How many people went down by this amount	35	24	--	10	--
	-9.93	-9.67	0.00	-9.22	0.00
League average before bowling	178.79	187.55	0.00	147.65	0.00
League average after bowling	180.16	188.77	0.00	148.23	0.00
Change in league average	1.38	1.22	0.00	0.57	0.00
800s	6	4	--	1	--
775s	--	--	--	--	--
750s	4	4	--	--	--
725s	4	3	--	1	--
700s	4	2	--	1	--
675s	2	2	--	--	--
650s	7	5	--	--	--
625s	4	3	--	--	--
600s	4	3	--	--	--
575s	7	7	--	--	--
550s	6	6	--	--	--
525s	5	4	--	--	--
500s	5	2	--	2	--
475s	5	4	--	1	--
450s	6	4	--	2	--
425s	4	2	--	2	--
400s	8	3	--	5	--
below 400	18	8	--	10	--
300s	11	7	--	2	--
275s	12	10	--	1	--
250s	15	13	--	1	--
225s	26	20	--	3	--
200s	43	31	--	1	--
175s	48	39	--	7	--
150s	49	29	--	18	--
125s	44	29	--	13	--
100s	35	13	--	22	--
below 100	14	7	--	7	--

Team Average vs Avg of Scores



Average of Scores for Each Game



Amount Over/Under Team Average

