

An Average League

Sunday 1:00 pm

Winnetka Bowl

Lanes 15 - 20

***** Have FUN! No points awarded this week! *****

USBC Certification: Lane Certification: 8846

President: Tom Leigh is on Lane 16

Secretary/Treasurer: Lynn Matsubara is on Lane 15

Team Standings

Place	Lane	#	Team Name	Points Won	Points Lost	Pins + HDCP	HDCP Game	HDCP Sers	Team Avg
1	16	2	Tom Leigh	13½	7½	4671	270	734	200
2	16	6	Kyler Orosco	13	8	4901	289	756	233
3	17	9	Nathan de Leon	12	9	4666	293	764	195
4	19	13	Troyace Powers*	11½	9½	4628	267	711	175
5	18	8	Jeisler Salunga	11	10	4697	290	728	204
6	15	3	Akayla Orosco	10½	10½	4775	274	746	206
7	18	12	Keyon Lemus	10½	10½	4663	268	753	219
8	15	1	Lynn Matsubara	10	11	4631	291	694	201
9	18	10	Jarren Contreras	10	11	4520	307	759	170
10	17	7	Otha Stubblefield	10	11	4500	300	706	175
11	17	11	Chris Phillips	9	12	4454	267	694	173
12	15	5	Jerome Bendicion	8	13	4548	278	696	171
13	16	4	Alyson Orosco	8	13	4429	261	701	168
14	20	14	Gary Bieger	5	16	1302	237	661	161
15	19	15	Ray Dillingham	0	21	4600	254	724	172
16	20	16	BYE	0	0	0	0	0	0

Review of Last Week's Bowling.....

Lanes	Team Name	HDCP -1-	HDCP -2-	HDCP -3-	HDCP Total	Last Wk WON	Team Name	HDCP -1-	HDCP -2-	HDCP -3-	HDCP Total	Last Wk WON
15-16	Kyler Orosco	226	156	176	558	1	<--> Tom Leigh	221	243	223	687	2
15-16	Nathan de Leon	266	193	212	671	2	<--> Akayla Orosco	187	259	206	652	1
15-16	Jeisler Salunga	227	206	243	676	2	<--> Lynn Matsubara	228	194	201	623	1
17-18	Otha Stubblefield	203	193	232	628	1	<--> Keyon Lemus	214	237	213	664	2
17-18	Troyace Powers*	222	229	234	685	3	<--> Jerome Bendicion	183	206	207	596	0
17-18	Chris Phillips	202	199	209	610	1	<--> Jarren Contreras	255	307	197	759	2
19-20	Alyson Orosco	188	214	247	649	1	<--> Gary Bieger	197	232	212	641	2
19-20	Ray Dillingham	254	221	211	686	0	<--> BYE	0	0	0	0	0

Lane Assignments

	<u>15-16</u>	<u>15-16</u>	<u>15-16</u>	<u>17-18</u>	<u>17-18</u>	<u>17-18</u>	<u>19-20</u>	<u>19-20</u>	
Wk08 04/07	1- 2	3- 4	5- 6	7- 8	9- 10	11- 12	13- 14	15- 16	No points Fun Nite - Nothing Counts- St

Team Rosters

1 - Lynn Matsubara Lane 15 HDCP=17 Avg=201

Name	Book Avg	Sex	Avg HDCP	Pins	Gms	High Game	High Sers	HDCP Game	HDCP Sers	-1-	-2-	-3-	Total	HDCP Total	
Lynn Matsubara	195	W	201	17	4241	21	275	643	291	691	213	179	186	578	623

2 - Tom Leigh Lane 16 HDCP=18 Avg=200

Name	Book Avg	Sex	Avg HDCP	Pins	Gms	High Game	High Sers	HDCP Game	HDCP Sers	-1-	-2-	-3-	Total	HDCP Total	
Tom Leigh	186	M	200	18	4209	21	245	659	259	701	202	224	204	630	687

3 - Akayla Orosco Lane 15 HDCP=12 Avg=206

Name	Book Avg	Sex	Avg HDCP	Pins	Gms	High Game	High Sers	HDCP Game	HDCP Sers	-1-	-2-	-3-	Total	HDCP Total	
Akayla Orosco	186	W	206	12	4331	21	256	669	274	723	175	247	194	616	652

4 - Alyson Orosco Lane 16 HDCP=46 Avg=168

Name	Book Avg	Sex	Avg HDCP	Pins	Gms	High Game	High Sers	HDCP Game	HDCP Sers	-1-	-2-	-3-	Total	HDCP Total	
Alyson Orosco	183	W	168	46	3544	21	210	545	257	686	142	168	201	511	649

5 - Jerome Bendicion Lane 15 HDCP=44 Avg=171

Name	Book Avg	Sex	Avg HDCP	Pins	Gms	High Game	High Sers	HDCP Game	HDCP Sers	-1-	-2-	-3-	Total	HDCP Total	
Jerome Bendicion	161	M	171	44	3597	21	234	556	274	676	141	164	165	470	596

6 - Kyler Orosco Lane 16 HDCP=0 Avg=233

Name	Book Avg	Sex	Avg HDCP	Pins	Gms	High Game	High Sers	HDCP Game	HDCP Sers	-1-	-2-	-3-	Total	HDCP Total	
Kyler Orosco	241	M	233	0	4901	21	289	756	289	756	226	156	176	558	558

7 - Otha Stubblefield Lane 17 HDCP=40 Avg=175

Name	Book Avg	Sex	Avg HDCP	Pins	Gms	High Game	High Sers	HDCP Game	HDCP Sers	-1-	-2-	-3-	Total	HDCP Total	
Otha Stubblefield	185	M	175	40	3693	21	257	577	295	691	164	154	193	511	628

8 - Jeisler Salunga Lane 18 HDCP=14 Avg=204

Name	Book Avg	Sex	Avg HDCP	Pins	Gms	High Game	High Sers	HDCP Game	HDCP Sers	-1-	-2-	-3-	Total	HDCP Total	
Jeisler Salunga	193	M	204	14	4298	21	266	662	283	713	212	191	228	631	676

9 - Nathan de Leon Lane 17 HDCP=22 Avg=195

Name	Book Avg	Sex	Avg HDCP	Pins	Gms	High Game	High Sers	HDCP Game	HDCP Sers	-1-	-2-	-3-	Total	HDCP Total	
Nathan de Leon	186	M	195	22	4111	21	265	683	283	737	243	170	189	602	671

10 - Jarren Contreras Lane 18 HDCP=45 Avg=170

Name	Book Avg	Sex	Avg HDCP	Pins	Gms	High Game	High Sers	HDCP Game	HDCP Sers	-1-	-2-	-3-	Total	HDCP Total	
Jarren Contreras	172	M	170	45	3587	21	258	612	307	759	206	258	148	612	759

11 - Chris Phillips Lane 17 HDCP=42 Avg=173

Name	Book Avg	Sex	Avg HDCP	Pins	Gms	High Game	High Sers	HDCP Game	HDCP Sers	-1-	-2-	-3-	Total	HDCP Total	
Chris Phillips	178	M	173	42	3641	21	225	577	264	694	162	159	169	490	610

12 - Keyon Lemus Lane 18 HDCP=0 Avg=219

Name	Book Avg	Sex	Avg HDCP	Pins	Gms	High Game	High Sers	HDCP Game	HDCP Sers	-1-	-2-	-3-	Total	HDCP Total	
Keyon Lemus	217	M	219	0	4618	21	266	738	267	753	214	237	213	664	664

13 - Troyace Powers* Lane 19 HDCP=40 Avg=175

Name	Book Avg	Sex	Avg HDCP	Pins	Gms	High Game	High Sers	HDCP Game	HDCP Sers	-1-	-2-	-3-	Total	HDCP Total	
Troyace Powers	170	B	175	40	3677	21	222	567	267	696	180	187	192	559	685

14 - Gary Bieger Lane 20 HDCP=53 Avg=161

Name	Book Avg	Sex	Avg HDCP	Pins	Gms	High Game	High Sers	HDCP Game	HDCP Sers	-1-	-2-	-3-	Total	HDCP Total	
Gary Bieger	—	M	161	53	3396	21	194	518	248	680	144	179	159	482	641

15 - Ray Dillingham Lane 19 HDCP=43 Avg=172

Name	Book	Sex	Avg HDCP		Pins Gms		High	High	HDCP	HDCP	-1-	-2-	-3-	Total	HDCP
	Avg		Avg HDCP	Pins	Gms	Game	Sers	Game	Sers	Total					
Ray Dillingham	156	M	172	43	3613	21	212	553	254	686	209	176	166	551	686

16 - BYE Lane 20 HDCP=0 Avg=0

Temporary Substitutes

Name	Book	Sex	Avg HDCP		Pins Gms		High	High	HDCP	HDCP	-1-	-2-	-3-	Total	HDCP
	Avg		Avg HDCP	Pins	Gms	Game	Sers	Game	Sers	Total					

Last Week's Top Scores

Team Scratch Game		Team Scratch Series		Team Handicap Game		Team Handicap Series	
258 Jarren Contreras		664 Keyon Lemus		307 Jarren Contreras		759 Jarren Contreras	
Scratch Game		Scratch Series		Handicap Game		Handicap Series	
Men	258 Jarren Contreras	664 Keyon Lemus	631 Jeisler Salunga	307 Jarren Contreras	266 Nathan de Leon	759 Jarren Contreras	687 Tom Leigh
	243 Nathan de Leon	630 Tom Leigh	612 Jarren Contreras	254 Ray Dillingham	243 Tom Leigh	686 Ray Dillingham	676 Jeisler Salunga
	237 Keyon Lemus			243 Jeisler Salunga			
Women	247 Akayla Orosco	616 Akayla Orosco	578 Lynn Matsubara	259 Akayla Orosco	247 Alyson Orosco	652 Akayla Orosco	649 Alyson Orosco
	213 Lynn Matsubara	511 Alyson Orosco	559 Troyace Powers	228 Lynn Matsubara	234 Troyace Powers	623 Lynn Matsubara	685 Troyace Powers
	201 Alyson Orosco						
Boys	192 Troyace Powers						

Season High Scores

Team Scratch Series		Team Scratch Game		Team Handicap Series		Team Handicap Game	
756 Kyler Orosco		275 Lynn Matsubara		764 Nathan de Leon		307 Jarren Contreras	
Scratch Series		Scratch Game		Handicap Series		Handicap Game	
Men	756 Kyler Orosco	266 Keyon Lemus	266 Jeisler Salunga	759 Jarren Contreras	295 Otha Stubblefield		
Women	669 Akayla Orosco	275 Lynn Matsubara		723 Akayla Orosco	291 Lynn Matsubara		
Boys	567 Troyace Powers			696 Troyace Powers			

Individual High Averages

Men	233.38	Kyler Orosco
Women	206.24	Akayla Orosco
Boys	175.10	Troyace Powers

Most Improved Average

Men	156	to	172.05	=	+16.05	Ray Dillingham
Women	186	to	206.24	=	+20.24	Akayla Orosco
Boys	170	to	175.10	=	+5.10	Troyace Powers

Local and Bowling Center Awards

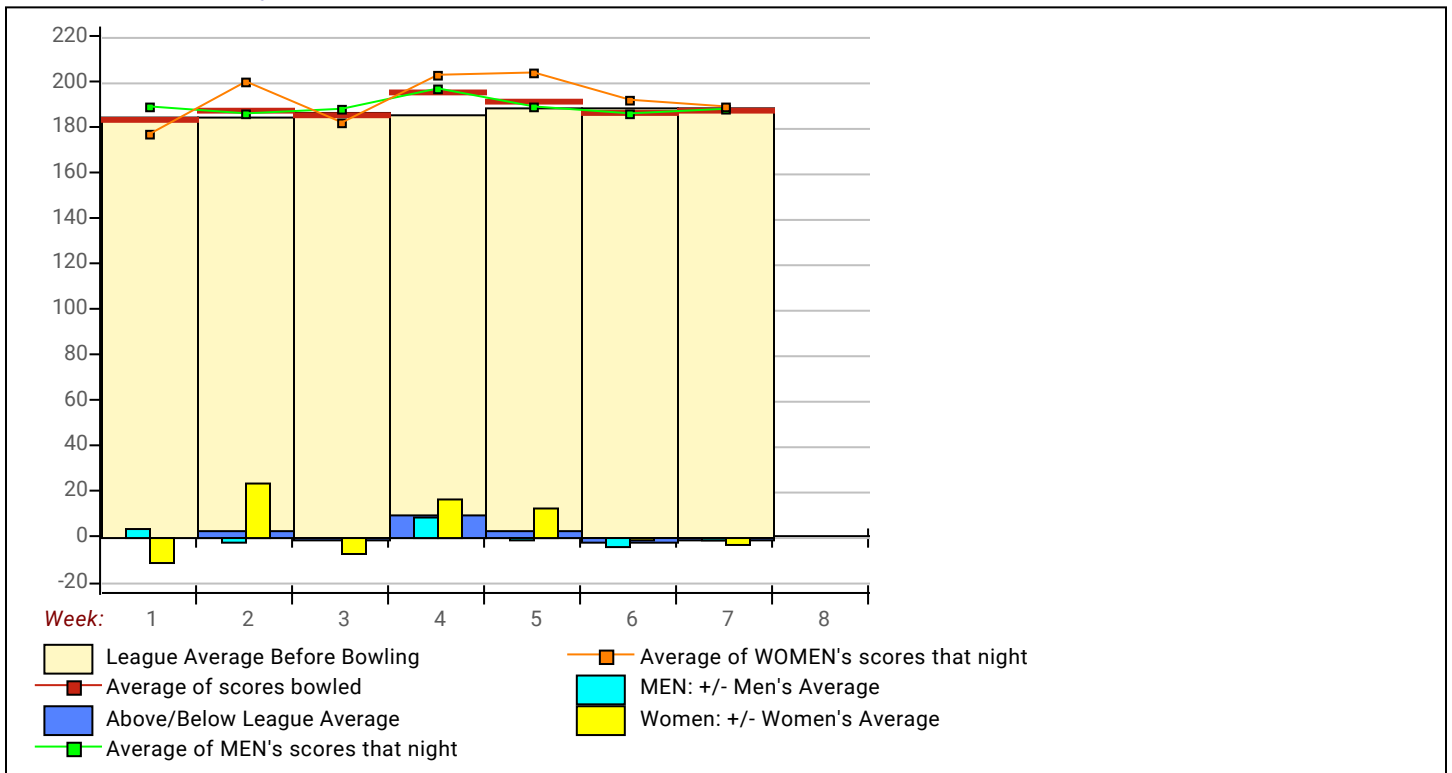
Name	Award Score	Award Received	Name	Award Score	Award Received
Jarren Contreras	612	100 Pins Over Average - Series (GLAC US	Jarren Contreras	258	75 Pins Over Average - Game (GLAC U
	258	250 Game (GLAC USBC)			

View Standings on the Web

Visit LeagueSecretary.com - This league's ID number is **123073**
 View standings, bowler history, statistics and more. Also check out the Mobile App.
 Visit bowl.com - This league's ID number is **28069**



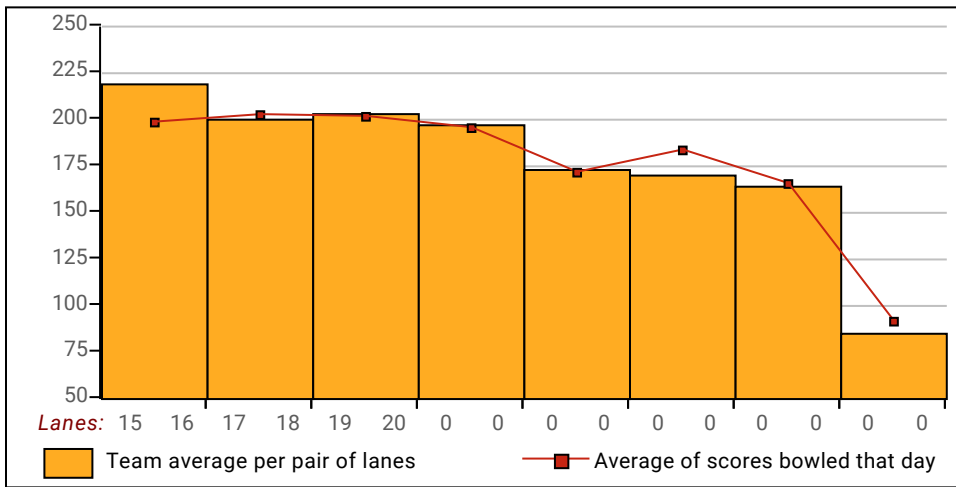
League Average Week-by-Week



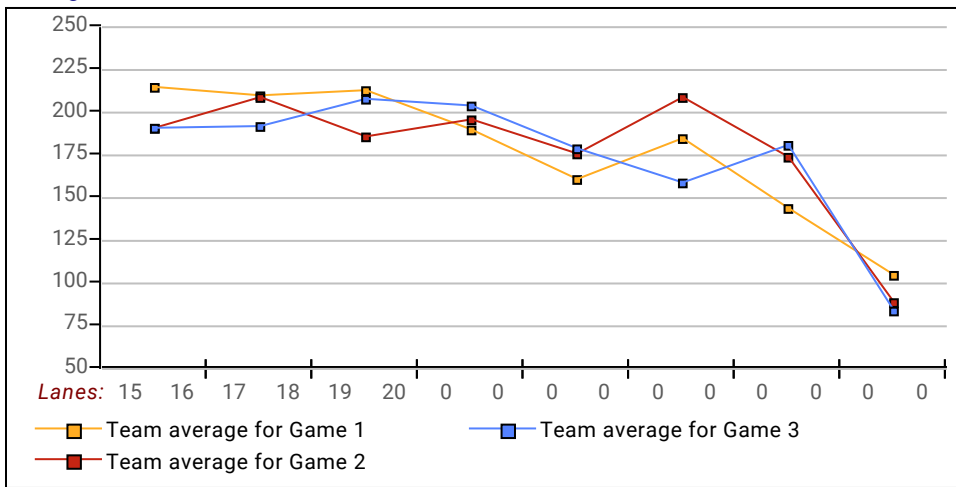
This Week's Statistics

	<u>Over All</u>	<u>Men</u>	<u>Women</u>	<u>Boys</u>	<u>Girls</u>
How many people bowled	15	11	3	1	0
Number of games bowled	45	33	9	3	0
Actual average of week's scores	188.11	187.91	189.44	186.33	0.00
How many games above average	19	13	3	3	0
How many games below average	25	20	5	0	0
Pins above/below average per game	-0.22	-0.73	-2.89	13.33	0.00
How many people raised average	8	6	1	1	--
by this amount	1.65	1.84	0.26	1.87	0.00
How many people went down	7	5	2	--	--
by this amount	-2.11	-2.62	-0.85	0.00	0.00
League average before bowling	188.86	189.21	192.80	173.22	0.00
League average after bowling	188.75	189.02	192.32	175.10	0.00
Change in league average	-0.11	-0.19	-0.48	1.87	0.00
800s	--	--	--	--	--
775s	--	--	--	--	--
750s	--	--	--	--	--
725s	--	--	--	--	--
700s	--	--	--	--	--
675s	--	--	--	--	--
650s	1	1	--	--	--
625s	2	2	--	--	--
600s	3	2	1	--	--
575s	1	--	1	--	--
550s	3	2	--	1	--
525s	--	--	--	--	--
500s	2	1	1	--	--
475s	2	2	--	--	--
450s	1	1	--	--	--
425s	--	--	--	--	--
400s	--	--	--	--	--
below 400	--	--	--	--	--
300s	--	--	--	--	--
275s	--	--	--	--	--
250s	1	1	--	--	--
225s	5	4	1	--	--
200s	10	8	2	--	--
175s	13	6	4	3	--
150s	12	11	1	--	--
125s	4	3	1	--	--
100s	--	--	--	--	--
below 100	--	--	--	--	--

Team Average vs Avg of Scores



Average of Scores for Each Game



Amount Over/Under Team Average

