

# Mixed Classic Handicap

Wednesday 6:45 pm

## Winnetka Bowl

Lanes 1 - 32

\*\*\* Have FUN! No points awarded this week! \*\*\*

USBC Certification: 455254

President: Karl Kurtz is on Lane 17 Vice President: Chris Drew is on Lane 20

Secretary/Treasurer: Rusty Bryant is on Lane 3

### Team Standings

Place	#	Team Name	1st Part		2nd Part		3rd Part		Year-To-Date WON	Y-T-D % WON	High Game	High Sers	HDCP Game	HDCP Sers
			WON	Place	WON	Place	WON	Place						
1	7	5'2 & Above	25	1	18½	11	25	1	68½	63.4	1210	3333	1210	3333
2	31	RUFN ME?	21	6	21	6	23	2	65	60.2	1212	3381	1215	3445
3	9	Check's in the Mail	16	22	21½	4	23	3	60½	56.0	1251	3402	1251	3402
4	18	Train Wreck	17	17	17	23	23	4	57	52.8	1137	3226	1227	3535
5	5	GOTZZUM	18	13	22½	2	22½	5	63	58.3	1257	3312	1257	3312
6	27	Pinchi 3.0	17	19	18	15	22	6	57	52.8	1160	3218	1196	3302
7	1	This Is Boo Sheet 2.0	20	8	22½	3	21	7	63½	58.8	1165	3335	1168	3359
8	29	Old But Damn Good	18	15	16	25	21	8	55	50.9	1118	3136	1184	3384
9	2	Terrible Twos	17	20	20	9	20	9	57	52.8	1207	3321	1207	3321
10	3	Julia's Gonna Be Late...	19	11	15	27	20	10	54	51.4	1159	3277	1165	3421
11	15	Dollar Dave	15½	26	18	17	20	11	53½	51.0	1206	3253	1206	3272
12	24	Da Bruthas	21	7	18	16	20	12	59	54.6	1224	3283	1224	3283
13	26	Put Some Foil On It	16	24	18	14	20	13	54	50.0	1133	3221	1133	3275
14	30	Pin Nutz!	17	18	17	22	20	14	54	50.0	1210	3175	1210	3352
15	23	Friends & Family	12	32	18	18	19	15	49	45.4	1111	3031	1202	3339
16	8	Team 8	15	27	14½	28	19	16	48½	44.9	1145	3161	1155	3327
17	20	You Wouldn't Get It	16	23	15½	26	18	17	49½	45.8	1182	3268	1200	3289
18	10	Charlie	18	12	17	20	17	18	52	48.1	1219	3469	1219	3469
19	12	Waste Management	23	3	21	5	16	19	60	55.5	1267	3498	1267	3510
20	19	Team 19	17½	16	20	7	16	20	53½	49.5	1182	3293	1182	3319
21	17	"Ger-ree"	15	28	13½	31	16	21	44½	41.2	1084	3026	1147	3264
22	13	You Got One Job!	16	25	17	24	16	22	49	45.4	1082	3073	1184	3433
23	6	Mr. PBA	18	14	17½	19	16	23	51½	47.7	1098	3141	1137	3239
24	16	No Ten Pin	23	5	20	10	16	24	59	54.6	1075	3062	1170	3281
25	21	The BlackJacks	14	29	18	13	15	25	47	43.5	1163	3369	1187	3375
26	11	*Brooklyn Avengers*	14	30	24	1	15	26	53	49.1	1103	3190	1173	3332
27	32	Where's Effing Jenn	19	10	17	21	14½	27	50½	46.8	1194	3424	1219	3424
28	14	No Whammies!!!	13	31	20	8	14	28	47	43.5	1182	3252	1189	3375
29	4	Orange R us	17	21	11½	32	14	29	42½	39.4	971	2792	1137	3179
30	28	Fuh Q Corbin	25	2	18½	12	12	30	55½	51.4	1175	3276	1210	3401
31	25	Woo Hoo!!	23	4	13½	30	11	31	47½	44.0	1201	3400	1201	3400
32	22	(Wo) man on!	20	9	14½	29	11	32	45½	42.1	1157	3181	1234	3358

### Review of Last Week's Bowling.....

Lanes	Team Name	HDCP -1-	HDCP -2-	HDCP -3-	HDCP Total	Last Wk WON	Team Name	HDCP -1-	HDCP -2-	HDCP -3-	HDCP Total	Last Wk WON	
1-2	5'2 & Above	1038	1089	1103	3230	2	<-->	Train Wreck	1093	1023	1058	3174	1
3-4	Check's in the Mail	1149	1251	966	3366	2	<-->	Pinchi 3.0	998	1041	1008	3047	1
5-6	Old But Damn Good	1006	1055	900	2961	0	<-->	RUFN ME?	1122	1148	1074	3344	3
7-8	Dollar Dave	1017	1007	924	2948	0	<-->	GOTZZUM	1100	1022	1027	3149	3
9-10	This Is Boo Sheet 2.0	1119	1085	993	3197	2	<-->	Da Bruthas	1181	1052	926	3159	1
11-12	Pin Nutz!	940	1022	883	2845	1	<-->	Terrible Twos	1081	970	951	3002	2
13-14	Friends & Family	1035	1083	967	3085	1	<-->	Julia's Gonna Be Late.	970	1095	1046	3111	2
15-16	Put Some Foil On It	1010	1031	1044	3085	2	<-->	Charlie	998	1052	1015	3065	1
17-18	Team 8	1027	1057	1077	3161	3	<-->	You Got One Job!	989	879	962	2830	0
19-20	"Ger-ree"	936	1062	989	2987	0	<-->	You Wouldn't Get It	1053	1182	1033	3268	3
21-22	No Ten Pin	1147	1023	963	3133	1	<-->	Waste Management	1199	1047	917	3163	2
23-24	Team 19	1027	1151	1083	3261	2	<-->	Where's Effing Jenn	1060	1050	1037	3147	1
25-26	No Whammies!!!	1105	992	999	3096	1	<-->	The BlackJacks	1017	1004	1081	3102	2
27-28	Orange R us	1028	853	916	2797	1	<-->	*Brooklyn Avengers*	942	905	1009	2856	2
29-30	Mr. PBA	977	975	962	2914	3	<-->	Fuh Q Corbin	878	974	855	2707	0
31-32	(Wo) man on!	987	970	980	2937	0	<-->	Woo Hoo!!	1148	1050	1110	3308	3

### Lane Assignments

	1-2	3-4	5-6	7-8	9-10	11-12	13-14	15-16	17-18	19-20	21-22	23-24	25-26	27-28	29-30	31-32	
Wk37 05/15	31- 6	9- 26	18- 19	23- 30	3- 2	20- 14	27- 22	12- 4	5- 15	25- 29	28- 17	8- 32	1- 16	13- 10	24- 11	21- 7	No points Manually a

**Strike Pot**

\$2618.00

**IMPORTANT REMINDERS!**

The summer league is now forming. A minimum of 3 of the 5 bowlers on the current roster must bowl in the summer league together to guarantee a team spot for the 2024-25 fall-winter season. Please see Rusty or Karl to sign up for the summer league.

Our league rules state that a bowler may not be in arrears in bowling fees more than \$70 (2 weeks). If you are more than \$70 in arrears please pay your shortages tonight. Thank you.

**Team Rosters**

**1 - This Is Boo Sheet 2.0** Lane 25 HDCP=0 Avg=1034

Name	Pins	Gms	Avg	High Game	High Sers	-1-	-2-	-3-	Total
Anthony Sharpsteen	22186	107	207	279	717	185	197	181	563
Keith Krolak	14955	75	199	278	686	218	199	190	607
Joe Macklin	19378	95	203	278	740	236	207	203	646
Mike Wilson	17549	84	208	290	761	243	290	228	761
Tom Everitt	21510	99	217	297	727	237	192	191	620
Dusty Johnson	4070	23	176	244	596				0

**2 - Terrible Twos** Lane 10 HDCP=0 Avg=1031

Name	Pins	Gms	Avg	High Game	High Sers	-1-	-2-	-3-	Total
Clinton Clark	19990	99	201	279	734	262	161	182	605
Joshua Frazier	17514	90	194	278	699	165	205	132	502
Ray Stoy	20305	108	188	269	721	222	222	189	633
Aaron Thaler	11135	48	231	290	758	a221	a221	a221	663
Jerome Robinson	22229	102	217	279	741	211	161	227	599

**3 - Julia's Gonna Be Late...** Lane 9 HDCP=27 Avg=1000

Name	Pins	Gms	Avg	High Game	High Sers	-1-	-2-	-3-	Total
Chris Bui	20394	102	199	265	716	212	234	202	648
Jose Sierra	17052	93	183	254	681	188	245	167	600
Julia Frias	19180	87	220	279	751	a210	a210	a210	630
Darwin Rubio	21189	105	201	289	710	149	215	239	603
Denny Jiramoree	18949	96	197	300	724	211	191	228	630

**4 - Orange R us** Lane 16 HDCP=197 Avg=854

Name	Pins	Gms	Avg	High Game	High Sers	-1-	-2-	-3-	Total
Leonor Bermeo	13713	99	138	201	522	144	121	115	380
Marvin Haywood	16039	99	162	214	555	155	144	139	438
Rosa Oliva-Ramirez	15344	93	164	211	558	211	140	176	527
Tom Miller	15601	90	173	248	598	187	135	196	518
Jose Gutierrez	21581	99	217	277	769	245	227	204	676

**5 - GOTZZUM** Lane 17 HDCP=0 Avg=1023

Name	Pins	Gms	Avg	High Game	High Sers	-1-	-2-	-3-	Total
Chuck Hansen	13943	72	193	265	684	222	194	189	605
Dwayne Edwards	20319	102	199	288	693	240	220	205	665
Dan Onestinghel	18719	99	189	257	662	183	189	199	571
Johnnie Englehart	22549	102	221	300	786	210	166	202	578
Karl Kurtz	23962	108	221	289	748	245	253	232	730

**6 - Mr. PBA** Lane 2 HDCP=48 Avg=980

Name	Pins	Gms	Avg	High Game	High Sers	-1-	-2-	-3-	Total
Mike Cohen	19752	102	193	266	702	214	225	211	650
Anthony Khoury	19317	104	185	257	683	149	166	142	457
Mark Porter	18801	91	206	269	779	203	161	222	586
Di-onte Smith	16726	84	199	267	710	233	199	160	592
Jack Roquemore	17142	87	197	267	710	177	223	226	626

**7 - 5'2 & Above** Lane 32 HDCP=0 Avg=1042

Name	Pins	Gms	Avg	High Game	High Sers	-1-	-2-	-3-	Total
Jacey Opiana	21930	105	208	267	713	214	236	188	638
Tyler Minami	21571	102	211	300	754	a201	a201	a201	603
Emmanuel Dizon	22205	105	211	268	711	235	225	233	693
Nathan de Leon	22223	108	205	267	719	169	211	259	639
Jeisler Salunga	21798	105	207	277	738	219	216	222	657

**8 - Team 8** Lane 23 HDCP=34 Avg=974

Name	Pins	Gms	Avg	High Game	High Sers	-1-	-2-	-3-	Total
Steve Fogel	22008	105	209	268	733	204	225	222	651
Don Lollar	14863	78	190	265	656	a180	a180	a180	540
Kerry Stringfellow	13186	78	169	255	665				0
Ray Plasse	20685	102	202	279	728	215	236	233	684
Paul Gage	20867	102	204	279	730	205	209	224	638

**9 - Check's in the Mail** Lane 3 HDCP=0 Avg=1037

Name	Pins	Gms	Avg	High Game	High Sers	-1-	-2-	-3-	Total
Duane Koyano	21251	99	214	278	785	268	278	209	755
Michael Hara	17130	93	184	254	680	169	157	198	524
Setu Molia	21896	105	208	295	817	232	258	195	685
Jay Bejar Jr	23103	105	220	300	731	234	268	171	673
Rusty Bryant	21616	102	211	300	792	246	290	193	729
Mike Willis	3195	15	213	258	662				0

10 - Charlie Lane 28 HDCP=0 Avg=1070

Name	Pins	Gms	Avg	High Game	High Sers	-1-	-2-	-3-	Total
Kevin Duran	21044	102	206	279	731	a196	a196	a196	588
Tim Shope	23221	108	215	289	743	202	228	192	622
Shawn Switzer	21037	99	212	288	737	a202	a202	a202	606
Jeremy Pearson	23267	108	215	299	717	186	214	213	613
Jon Pearlstein	20062	90	222	298	777	a212	a212	a212	636

11 - \*Brooklyn Avengers\* Lane 30 HDCP=63 Avg=950

Name	Pins	Gms	Avg	High Game	High Sers	-1-	-2-	-3-	Total
Mars Pichay	13812	93	148	210	492	154	152	168	474
Devin Koba	21073	105	200	300	715	200	146	189	535
Marcel Pichay	18079	96	188	269	692	191	187	200	578
Avin Carolino	22788	108	211	279	741	224	216	194	634
Marc de Leon	20752	102	203	279	704	173	204	258	635

12 - Waste Management Lane 15 HDCP=0 Avg=1073

Name	Pins	Gms	Avg	High Game	High Sers	-1-	-2-	-3-	Total
Earl Enero	22576	105	215	290	764	226	226	194	646
David Palacio	21180	105	201	269	713	265	200	175	640
Rich Morrow Jr	18451	90	205	288	731	208	206	174	588
John Thoman	21511	99	217	300	753	221	203	191	615
Justin Pluchino	25457	108	235	300	856	279	212	183	674

13 - You Got One Job! Lane 27 HDCP=120 Avg=936

Name	Pins	Gms	Avg	High Game	High Sers	-1-	-2-	-3-	Total
Kevin McNeal	20484	105	195	288	737	179	169	167	515
Jorge Benitez	18028	101	178	245	637	174	154	171	499
Ernie Barreto	14555	84	173	245	584	181	166	129	476
Mo Thomas Jr.	18645	99	188	268	670	199	155	187	541
Joe Fonvergne	21922	108	202	289	735	181	160	233	574

14 - No Whammies!!! Lane 12 HDCP=0 Avg=1031

Name	Pins	Gms	Avg	High Game	High Sers	-1-	-2-	-3-	Total
Jeremy Davis	18732	84	223	280	749	228	211	215	654
Lon Gruen	21124	104	203	290	712	235	208	234	677
Bobby Ballard	5857	30	195	235	639	171	191	168	530
Darryl Epps	14500	78	185	255	635	243	182	192	617
Jesse Chastain	20993	93	225	300	758	228	200	190	618

15 - Dollar Dave Lane 18 HDCP=14 Avg=1007

Name	Pins	Gms	Avg	High Game	High Sers	-1-	-2-	-3-	Total
Leeanne Jilek	15663	75	208	277	704	222	226	203	651
Dave Dubois	16777	90	186	278	656	171	160	164	495
James Buchmann	13804	71	194	277	691				0
Michael Delong	21651	108	200	268	723	188	185	170	543
Anthony Dancel	21738	99	219	300	752	215	241	208	664
Pat Jilek	9843	63	156	202	533	176	150	134	460

16 - No Ten Pin Lane 26 HDCP=71 Avg=955

Name	Pins	Gms	Avg	High Game	High Sers	-1-	-2-	-3-	Total
George Ritter	18783	105	178	242	651	195	180	167	542
Kenneth Morita	19314	105	183	247	647	190	181	144	515
Richard Taylor	20639	105	196	267	686	178	205	150	533
Saul Jenkins	13440	69	194	252	676	199	174	205	578
Kyle Revilla	20642	101	204	287	746	280	178	192	650
John Di Pietro Sr.	3845	21	183	226	617				0

17 - "Ger-ree" Lane 22 HDCP=18 Avg=958

Name	Pins	Gms	Avg	High Game	High Sers	-1-	-2-	-3-	Total
Gerry Chinn (Rh)	17043	102	167	244	617	161	160	153	474
Juan Bermeo	20564	108	190	277	657	142	243	237	622
Joe Micheri	20922	105	199	257	700	174	193	213	580
Joe Garcia	19590	99	197	265	672	256	193	188	637
Marty Petty	21584	105	205	267	707	163	233	158	554

18 - Train Wreck Lane 5 HDCP=45 Avg=967

Name	Pins	Gms	Avg	High Game	High Sers	-1-	-2-	-3-	Total
Tom Leigh	15224	76	200	268	790	235	169	207	611
John Rose	19784	105	188	279	663	183	171	190	544
Doug Baillie	19021	99	192	279	708	221	220	204	645
Tony Pensanti	20247	105	192	257	679	179	182	180	541
Robert Cohen	19400	99	195	265	677				0
Ruben Sarkissian	8057	38	212	279	725	222	228	224	674

**19 - Team 19** Lane 6 HDCP=0 Avg=1018

Name	Pins	Gms	Avg	High Game	High Sers	-1-	-2-	-3-	Total
Bryan Cooke	21485	102	210	279	738	225	235	193	653
Ellis Starks	15808	84	188	259	678	176	255	223	654
Adam Kovalsky	20067	102	196	279	708	214	227	267	708
Alex Gutierrez	19041	87	218	279	760	a208	a208	a208	624
Jeff Owens	22309	108	206	269	733	204	226	192	622

**20 - You Wouldn't Get It** Lane 11 HDCP=22 Avg=1006

Name	Pins	Gms	Avg	High Game	High Sers	-1-	-2-	-3-	Total
Colby Michaels	16720	77	217	277	750				0
Tracy Campbell	15502	93	166	222	616	156	192	136	484
Alex Schwartz	16396	81	202	258	739	255	258	226	739
Joel Andrade	20448	99	206	279	685	222	239	224	685
Kevin Rodriguez	18737	87	215	286	774	216	269	189	674

**21 - The BlackJacks** Lane 31 HDCP=17 Avg=1023

Name	Pins	Gms	Avg	High Game	High Sers	-1-	-2-	-3-	Total
Jimmy Bridges	21249	99	214	290	789	216	211	191	618
Gary Markowitz	22796	104	219	279	779	202	258	245	705
Kevin Fatherree	19042	108	176	245	649	155	145	205	505
Russell Ching	20314	105	193	248	654	206	188	227	621
Howard Horowitz	23935	108	221	289	756	229	193	204	626

**22 - (Wo) man on!** Lane 14 HDCP=64 Avg=939

Name	Pins	Gms	Avg	High Game	High Sers	-1-	-2-	-3-	Total
Monise Kelly	17096	93	183	251	646	179	169	136	484
Russel Monroe	19105	108	176	248	654	168	178	214	560
Ken Oliver	19158	105	182	254	635	175	192	148	515
David Jaques	21653	108	200	279	738	180	162	204	546
Jeff Stitz	20803	105	198	278	777	168	152	161	481

**23 - Friends & Family** Lane 7 HDCP=64 Avg=931

Name	Pins	Gms	Avg	High Game	High Sers	-1-	-2-	-3-	Total
Shawn Dier	18418	90	204	300	702	230	237	201	668
Arron Johnson	13180	84	156	226	557	136	152	180	468
Bonaventure Butts Jr	16360	90	181	267	684	193	203	170	566
Hunter Fowble	20460	108	189	267	671	213	208	180	601
Bonaventure Butts Sr	20508	102	201	269	723	203	223	176	602

**24 - Da Bruthas** Lane 29 HDCP=0 Avg=1021

Name	Pins	Gms	Avg	High Game	High Sers	-1-	-2-	-3-	Total
Ronnie Young Jr	19638	98	200	289	730	203	193	213	609
DeLeon Howard III	19878	104	191	288	789	242	235	188	665
Terry Posey	10774	54	199	277	684	203	194	169	566
Ellis Trotter	22151	105	210	300	777	268	176	178	622
Randall Williams	23925	108	221	300	813	256	245	169	670

**25 - Woo Hoo!!** Lane 19 HDCP=0 Avg=1076

Name	Pins	Gms	Avg	High Game	High Sers	-1-	-2-	-3-	Total
Kyler Orosco	20572	87	236	300	826	261	288	221	770
Dave Schettini	19627	93	211	269	753	a201	a201	a201	603
Akayla Orosco	5840	30	194	245	681				0
Frank Chiodo	22105	105	210	298	736	202	167	185	554
Tony Zuniga	22283	99	225	300	774	237	182	226	645

**26 - Put Some Foil On It** Lane 4 HDCP=25 Avg=1009

Name	Pins	Gms	Avg	High Game	High Sers	-1-	-2-	-3-	Total
Amy Lew	17122	102	167	216	597	132	156	111	399
Bill Lew	22035	108	204	267	685	213	182	217	612
John Ross	22554	108	208	279	730	214	210	246	670
Stephen Warren	22766	105	216	300	748	226	194	214	634
Adam Lew	20839	97	214	278	747	172	236	203	611

**27 - Pinchi 3.0** Lane 13 HDCP=0 Avg=1011

Name	Pins	Gms	Avg	High Game	High Sers	-1-	-2-	-3-	Total
Larry Manlapit	9132	45	202	275	703	a192	a192	a192	576
Jesse Gutierrez	20233	99	204	261	727	187	227	211	625
Jerome Pereyra	14186	75	189	279	656	198	163	184	545
Oscar Padilla	19085	93	205	278	696	199	193	202	594
Adrian Florian	21583	102	211	280	758	203	247	200	650
Kevin Ngo	10275	48	214	268	731				0

28 - Fuh Q Corbin Lane 21 HDCP=0 Avg=979

Name	Pins	Gms	Avg	High Game	High Sers	-1-	-2-	-3-	Total
Neema Khazaie	20589	97	212	279	749	225	185	173	583
Kristen Carroll	12947	81	159	210	603	134	147	156	437
Brent Brehm	19985	105	190	256	673	155	243	151	549
David Molina	17149	84	204	298	670	185	225	179	589
Ryan Lunsford	22521	105	214	289	724	179	174	196	549

29 - Old But Damn Good Lane 20 HDCP=80 Avg=987

Name	Pins	Gms	Avg	High Game	High Sers	-1-	-2-	-3-	Total
Terry Walker	19215	102	188	247	670	202	188	181	571
Bud Brechbill	20402	99	206	257	706	181	194	158	533
Chris Drew	17576	98	179	231	627				0
San Mitchell	20504	105	195	279	682	175	245	145	565
Craig Kisro	23054	105	219	287	776	258	206	179	643

30 - Pin Nutz! Lane 8 HDCP=0 Avg=1003

Name	Pins	Gms	Avg	High Game	High Sers	-1-	-2-	-3-	Total
Colby Noji	22503	105	214	288	737	198	208	212	618
Dorothy Bell	17227	102	168	224	585	a158	a158	a158	474
Clint Noji	20372	108	188	252	653	146	180	125	451
John McDonough	20646	96	215	290	756	206	194	170	570
Patrick Michaels	23559	108	218	300	740	207	257	193	657

31 - RUFN ME? Lane 1 HDCP=0 Avg=1034

Name	Pins	Gms	Avg	High Game	High Sers	-1-	-2-	-3-	Total
James Heylek	21526	108	199	259	714	164	208	246	618
Ted Nagy	19750	102	193	252	716	208	213	211	632
Sina Bonabi	22253	108	206	268	699	232	224	161	617
Blake Jozwiakowski	23756	108	219	299	762	259	269	229	757
David Feinberg	22827	105	217	279	747	259	234	227	720

32 - Where's Effing Jenn Lane 24 HDCP=0 Avg=1012

Name	Pins	Gms	Avg	High Game	High Sers	-1-	-2-	-3-	Total
Jennifer Kennick	12257	59	207	279	735	a197	a197	a197	591
Noemi Ketchum	15096	96	157	221	556	189	151	169	509
Garey Mark	17397	78	223	299	814				0
Ron Anderson	19817	93	213	290	795	168	193	203	564
Greg Kennick	21661	102	212	279	748	224	235	237	696

Temporary Substitutes

 Men

Name	Pins	Gms	Avg	High Game	High Sers	-1-	-2-	-3-	Total
Reigh Abaoag	676	3	bk218	236	676				0
Nick Ackley	2764	15	184	218	570				0
Stan Agaza	3144	15	209	288	723				0
Fred Altieri	1686	9	187	205	599				0
Raul Avila	408	3	bk153	145	408				0
Alvin Bailon	1306	6	bk207	248	673				0
Clifford Baltazar	2426	12	202	248	679				0
Mer Bautista	546	3	bk186	190	546				0
Steve Belilove	539	3	bk171	208	539				0
Nino Brown	669	3	190	234	669				0
Peter Brown	1446	8	bk189	204	559				0
Paul Chong	1147	6	bk154	244	617				0
Jarren Contreras	1057	6	bk173	195	549				0
Scott Critchfield	2019	9	224	258	685				0
William C. Delong	387	3	bk144	144	387				0
Thomas Eder	3461	18	192	258	623				0
Tim Edwards	509	3	bk172	178	509				0
Amir Esmaili	1942	9	215	267	682				0
Haydn Fowble	1021	6	bk182	203	538				0
Clint Frazer	2670	12	222	277	712				0
Karl Gatmaitan	1624	9	180	268	604				0
Denny Griffin	8163	39	209	255	682				0
Bryan Guerrero Rodriguez	607	3	bk174	224	607				0
Jerome Hampton	1068	6	bk200	196	549				0
Henry Harris	2486	12	207	257	681				0
Andrew Hernandez	515	3	190	215	515				0
Anthony Hernandez	3997	18	222	274	758				0
Daniel Holland	6548	30	218	279	743	204	224	258	686
Neil Inman	585	3	bk215	238	585				0
Max Izrailov	675	3	190	258	675				0
Steve Jacobson	2663	12	221	288	745	268	260	217	745
John Jaszarowski	1653	9	183	235	561				0
Darrin Johnson	496	3	bk174	186	496				0
Tonio Lacson	1645	9	182	235	594				0
Brody LaRose	564	3	bk203	193	564				0
Bing Tre Lau III	656	3	bk200	256	656				0
Eric Lorback	591	3	bk196	211	591				0
Michael Martin II	1940	9	215	278	704				0
Hugo Martinez	2206	12	183	227	597				0
Michael Minter	8237	45	183	263	669				0
Chris Mintz-Plasse	687	3	bk179	263	687				0
Jerry More	493	3	190	181	493				0
Dan Musselman	1760	9	195	224	615				0
Ryan Nishimoto	5094	24	212	299	728				0
Kraig Orosco	8722	45	193	279	736	247	212	277	736
Kurt Osterheldt	6370	30	212	297	700				0
Robert Page Sr	543	3	190	223	543				0
Adam Parcelli	1193	6	bk194	235	640				0
Adrian Pelayo	3423	15	228	279	746				0
Caleb Pelone	533	3	bk173	191	533				0
James Recto	3722	21	177	227	599				0
Patrick Reed Sr	532	3	bk204	216	532				0
Brian Reynolds	611	3	190	224	611				0
Mario Rodriguez	10370	48	216	300	746	223	207	218	648
Johnny Rojas	1190	6	bk215	223	608				0
Tony Royster Jr	566	3	190	193	566				0
Adam Seligman	669	3	bk214	253	669				0
Tom Sykes	0	0	bk193	0	0				0
Shawn Tamjidi	1950	9	216	268	699				0
William Wales	10905	57	191	237	658	160	192	207	559
Cory Williams	1039	6	190	217	565				0
Joshua Williamson	548	3	190	195	548				0

 Women

Name	Pins	Gms	Avg	High Game	High Sers	-1-	-2-	-3-	Total
Windy Campbell	9005	54	166	225	603				0
Pat Cornish	962	6	170	218	532				0
Mozelle Cruz	439	3	170	165	439				0
Brittney Gonzalez	875	6	bk154	176	440				0
Carmen Hofstra	1144	6	bk171	222	608				0
Nikkita Mitchell	542	3	bk181	216	542				0
Kayla Molia	1675	9	186	243	596				0
Flory Oliva	1992	12	166	204	525				0
Brittany Page	1329	6	bk208	263	668				0
Gail Rodgers	2158	12	179	235	571				0
Darlene Somers	868	6	bk151	170	435				0
Dyanne Thoman	3445	21	164	226	564				0
Jaelyn Thoman	9251	48	192	244	677				0
Jill Williamson	2627	15	175	214	576				0

**Last Week's Top Scores**

Team Handicap Game		Team Handicap Series	
1251	Check's in the Mail	3366	Check's in the Mail
Handicap Game		Handicap Series	
313	Kraig Orosco	844	Kraig Orosco
310	Mike Wilson	821	Mike Wilson
308	Rusty Bryant	820	Alex Schwartz
303	Kyle Revilla	801	Adam Kovalsky
298	Adam Kovalsky	800	Duane Koyano
276	San Mitchell	708	Leeanne Jilek
270	Rosa Oliva-Ramirez	707	Noemi Ketchum
255	Noemi Ketchum	704	Rosa Oliva-Ramirez
255	Jacey Opiana	695	Jacey Opiana
249	Tracy Campbell	693	Mars Pichay

**Season High Scores**

Team Handicap Series		Team Handicap Game	
3535	Train Wreck	1267	Waste Management
Handicap Series		Handicap Game	
903	DeLeon Howard III	326	Shawn Dier

*Bowlers must have completed a minimum of 72 games to be eligible for any league award.*

799 Tracy Campbell

309 San Mitchell

**Individual High Averages**

**Men** 236.46 Kyler Orosco  
**Women** 220.46 Julia Frias

**Most Improved Average**

**Men** 182 to 211.48 = +29.48 Tyler Minami      **Women** 156 to 167.86 = +11.86 Amy Lew

**View Standings on the Web**

Visit [LeagueSecretary.com](http://LeagueSecretary.com) - This league's ID number is 121911  
 Visit [bowl.com](http://bowl.com) - This league's ID number is 32078



**Last Week's Top Game Scores**

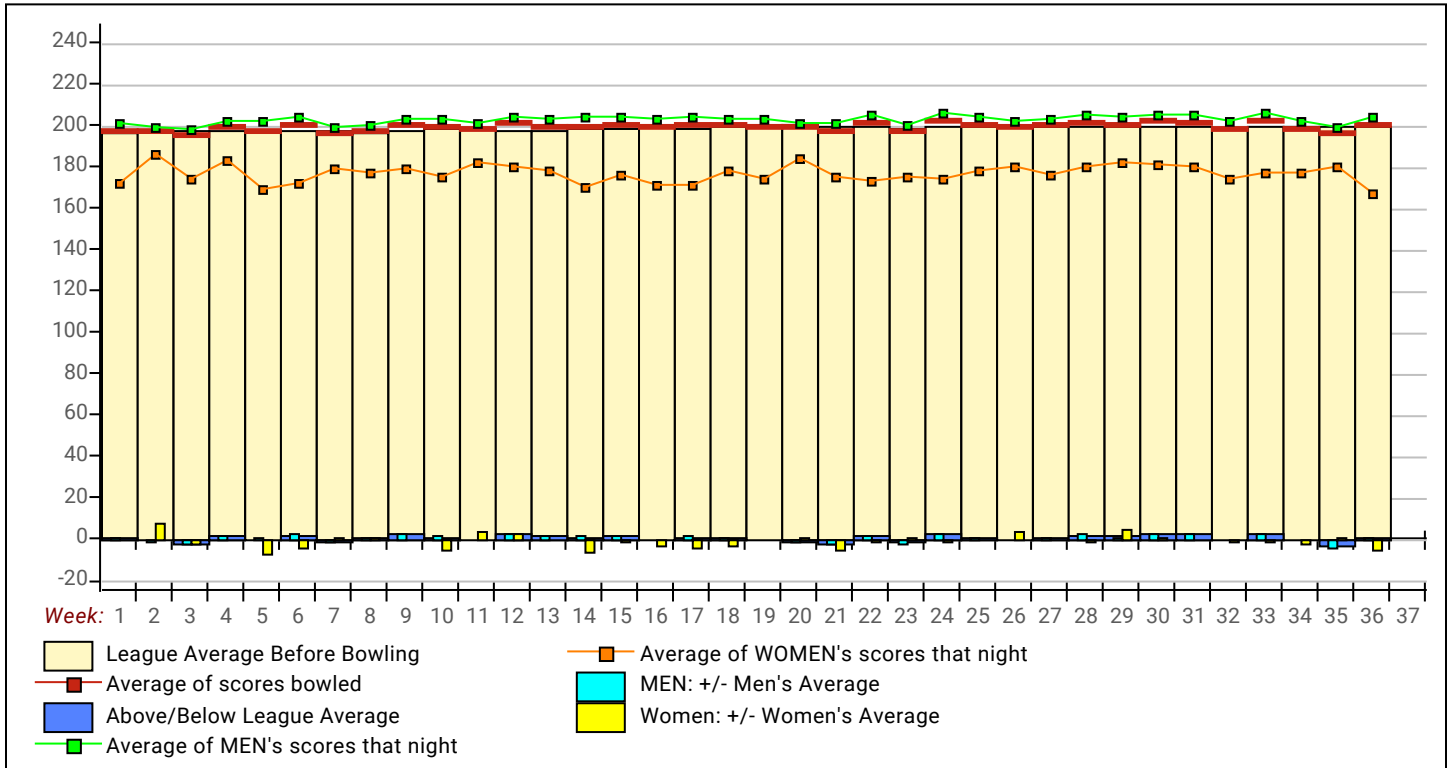
<b>Men</b>	Game 1 SCR	280	Kyle Revilla	279	Justin Pluchino	268	Ellis Trotter
				268	Duane Koyano	268	Steve Jacobson
<b>Women</b>	Game 1 SCR	222	Leeanne Jilek	214	Jacey Opiana	211	Rosa Oliva-Ramirez
<b>Men</b>	Game 2 SCR	290	Mike Wilson	290	Rusty Bryant	288	Kyler Orosco
<b>Women</b>	Game 2 SCR	245	San Mitchell	236	Jacey Opiana	226	Leeanne Jilek
<b>Men</b>	Game 3 SCR	277	Kraig Orosco	267	Adam Kovalsky	259	Nathan de Leon
<b>Women</b>	Game 3 SCR	203	Leeanne Jilek	188	Jacey Opiana	176	Rosa Oliva-Ramirez
<b>Men</b>	Game 1 HDCP	303	Kyle Revilla	291	David Palacio	288	Clinton Clark
<b>Women</b>	Game 1 HDCP	270	Rosa Oliva-Ramirez	255	Noemi Ketchum	242	Pat Jilek
<b>Men</b>	Game 2 HDCP	310	Mike Wilson	308	Rusty Bryant	293	Duane Koyano
						293	Ellis Starks
<b>Women</b>	Game 2 HDCP	276	San Mitchell	255	Jacey Opiana	249	Tracy Campbell
<b>Men</b>	Game 3 HDCP	313	Kraig Orosco	298	Adam Kovalsky	282	Marc de Leon
<b>Women</b>	Game 3 HDCP	241	Mars Pichay	235	Noemi Ketchum	235	Rosa Oliva-Ramirez

**Average List of Regular Team Members**

<u>Name</u>	<u>Pins</u>	<u>Gms</u>	<u>True Average</u>	<u>Name</u>	<u>Pins</u>	<u>Gms</u>	<u>True Average</u>
Orosco, Kyler	20572	87	236.46	Manlapit, Larry	9132	45	202.93
Pluchino, Justin	25457	108	235.71	Plasse, Ray	20685	102	202.79
Thaler, Aaron	11135	48	231.98	Schwartz, Alex	16396	81	202.42
Chastain, Jesse	20993	93	225.73	Clark, Clinton	19990	99	201.92
Zuniga, Tony	22283	99	225.08	Rubio, Darwin	21189	105	201.80
Mark, Garey	17397	78	223.04	Palacio, David	21180	105	201.71
Davis, Jeremy	18732	84	223.00	Butts Sr, Bonaventure	20508	102	201.06
Pearlstein, Jon	20062	90	222.91	Koba, Devin	21073	105	200.70
Kurtz, Karl	23962	108	221.87	Jaques, David	21653	108	200.49
Horowitz, Howard	23935	108	221.62	DeLong, Michael	21651	108	200.47
Williams, Randall	23925	108	221.53	Young Jr, Ronnie	19638	98	200.39
Englehart, Johnnie	22549	102	221.07	Leigh, Tom	15224	76	200.32
Frias, Julia	19180	87	220.46	Bui, Chris	20394	102	199.94
Bejar Jr, Jay	23103	105	220.03	Posey, Terry	10774	54	199.52
Jozwiakowski, Blake	23756	108	219.96	Krolak, Keith	14955	75	199.40
Dancel, Anthony	21738	99	219.58	Heylek, James	21526	108	199.31
Kisro, Craig	23054	105	219.56	Micheri, Joe	20922	105	199.26
Markowitz, Gary	22796	104	219.19	Edwards, Dwayne	20319	102	199.21
Gutierrez, Alex	19041	87	218.86	Smith, Di-onte	16726	84	199.12
Michaels, Patrick	23559	108	218.14	Stitz, Jeff	20803	105	198.12
Gutierrez, Jose	21581	99	217.99	Garcia, Joe	19590	99	197.88
Robinson, Jerome	22229	102	217.93	Jiramoree, Denny	18949	96	197.39
Feinberg, David	22827	105	217.40	Roquemore, Jack	17142	87	197.03
Thoman, John	21511	99	217.28	Kovalsky, Adam	20067	102	196.74
Everitt, Tom	21510	99	217.27	Taylor, Richard	20639	105	196.56
Michaels, Colby	16720	77	217.14	Cohen, Robert	19400	99	195.96
Warren, Stephen	22766	105	216.82	Mitchell, San	20504	105	195.28
Pearson, Jeremy	23267	108	215.44	Ballard, Bobby	5857	30	195.23
Rodriguez, Kevin	18737	87	215.37	McNeal, Kevin	20484	105	195.09
McDonough, John	20646	96	215.06	Jenkins, Saul	13440	69	194.78
Enero, Earl	22576	105	215.01	Orosco, Akayla	5840	30	194.67
Shope, Tim	23221	108	215.01	Frazier, Joshua	17514	90	194.60
Lew, Adam	20839	97	214.84	Buchmann, James	13804	71	194.42
Koyano, Duane	21251	99	214.66	Hansen, Chuck	13943	72	193.65
Bridges, Jimmy	21249	99	214.64	Cohen, Mike	19752	102	193.65
Lunsford, Ryan	22521	105	214.49	Nagy, Ted	19750	102	193.63
Noji, Colby	22503	105	214.31	Ching, Russell	20314	105	193.47
Ngo, Kevin	10275	48	214.06	Pensanti, Tony	20247	105	192.83
Anderson, Ron	19817	93	213.09	Baillie, Doug	19021	99	192.13
Willis, Mike	3195	15	213.00	Howard III, DeLeon	19878	104	191.13
Switzer, Shawn	21037	99	212.49	Lollar, Don	14863	78	190.55
Kennick, Greg	21661	102	212.36	Bermeo, Juan	20564	108	190.41
Khazaie, Neema	20589	97	212.26	Brehm, Brent	19985	105	190.33
Sarkissian, Ruben	8057	38	212.03	Fowble, Hunter	20460	108	189.44
Bryant, Rusty	21616	102	211.92	Pereyra, Jerome	14186	75	189.15
Florian, Adrian	21583	102	211.60	Onestinghel, Dan	18719	99	189.08
Minami, Tyler	21571	102	211.48	Noji, Clint	20372	108	188.63
Dizon, Emmanuel	22205	105	211.48	Rose, John	19784	105	188.42
Schettini, Dave	19627	93	211.04	Walker, Terry	19215	102	188.38
Carolino, Avin	22788	108	211.00	Thomas Jr., Mo	18645	99	188.33
Trotter, Ellis	22151	105	210.96	Pichay, Marcel	18079	96	188.32
Cooke, Bryan	21485	102	210.64	Starks, Ellis	15808	84	188.19
Chiodo, Frank	22105	105	210.52	Stoy, Ray	20305	108	188.01
Fogel, Steve	22008	105	209.60	Dubois, Dave	16777	90	186.41
Wilson, Mike	17549	84	208.92	Epps, Darryl	14500	78	185.90
Opiana, Jacey	21930	105	208.86	Khoury, Anthony	19317	104	185.74
Jilek, Leeanne	15663	75	208.84	Hara, Michael	17130	93	184.19
Ross, John	22554	108	208.83	Morita, Kenneth	19314	105	183.94
Molia, Setu	21896	105	208.53	Kelly, Monise	17096	93	183.83
Kennick, Jennifer	12257	59	207.75	Sierra, Jose	17052	93	183.35
Salunga, Jeisler	21798	105	207.60	Di Pietro Sr., John	3845	21	183.10
Sharpsteen, Anthony	22186	107	207.35	Oliver, Ken	19158	105	182.46
Porter, Mark	18801	91	206.60	Butts Jr, Bonaventure	16360	90	181.78
Owens, Jeff	22309	108	206.56	Drew, Chris	17576	98	179.35
Andrade, Joel	20448	99	206.55	Ritter, George	18783	105	178.89
Duran, Kevin	21044	102	206.31	Benitez, Jorge	18028	101	178.50
Brechbill, Bud	20402	99	206.08	Johnson, Dusty	4070	23	176.96
Bonabi, Sina	22253	108	206.05	Monroe, Russel	19105	108	176.90
de Leon, Nathan	22223	108	205.77	Fatherree, Kevin	19042	108	176.31
Petty, Marty	21584	105	205.56	Miller, Tom	15601	90	173.34
Padilla, Oscar	19085	93	205.22	Barreto, Ernie	14555	84	173.27
Morrow Jr, Rich	18451	90	205.01	Stringfellow, Kerry	13186	78	169.05
Dier, Shawn	18418	90	204.64	Bell, Dorothy	17227	102	168.89
Gage, Paul	20867	102	204.58	Lew, Amy	17122	102	167.86
Revilla, Kyle	20642	101	204.38	Chinn (Rh), Gerry	17043	102	167.09
Gutierrez, Jesse	20233	99	204.37	Campbell, Tracy	15502	93	166.69
Molina, David	17149	84	204.15	Oliva-Ramirez, Rosa	15344	93	164.99
Lew, Bill	22035	108	204.03	Haywood, Marvin	16039	99	162.01
Macklin, Joe	19378	95	203.98	Carroll, Kristen	12947	81	159.84
de Leon, Marc	20752	102	203.45	Ketchum, Noemi	15096	96	157.25
Gruen, Lon	21124	104	203.12	Johnson, Arron	13180	84	156.90
Fonvergne, Joe	21922	108	202.98	Jilek, Pat	9843	63	156.24

<u>Name</u>	<u>Pins</u>	<u>Gms</u>	<u>True Average</u>	<u>Name</u>	<u>Pins</u>	<u>Gms</u>	<u>True Average</u>
Pichay, Mars	13812	93	148.52				
Bermeo, Leonor	13713	99	138.52				

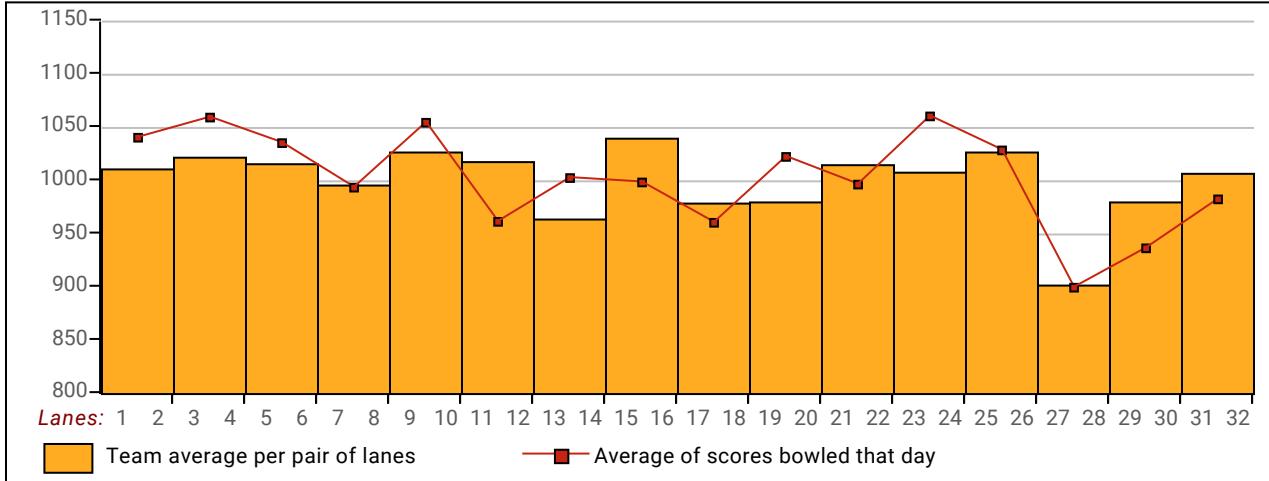
League Average Week-by-Week



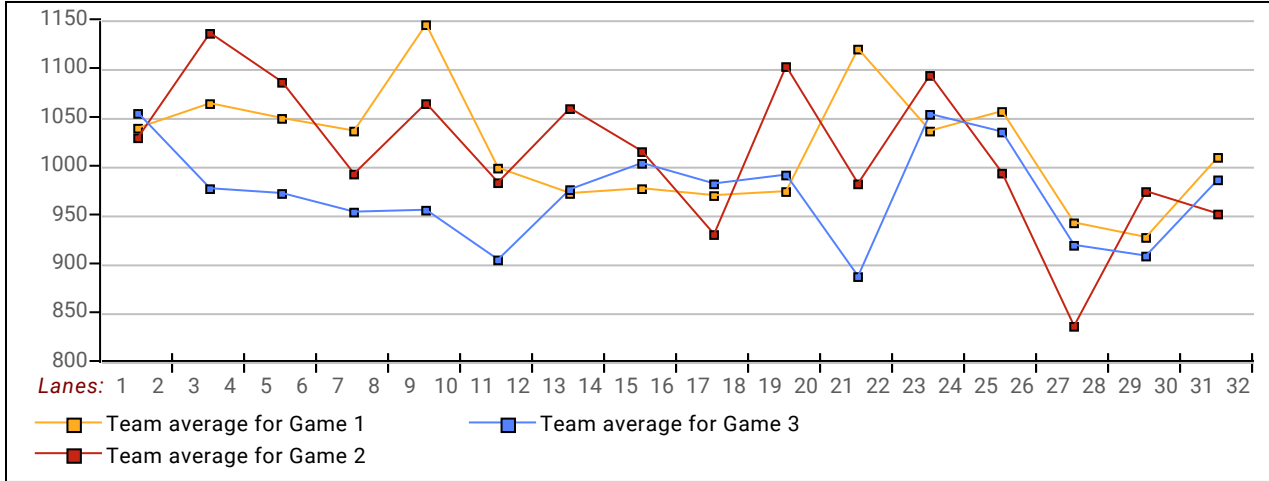
***This Week's Statistics***

	<u>Over All</u>	<u>Men</u>	<u>Women</u>
How many people bowled	148	136	12
Number of games bowled	444	408	36
Actual average of week's scores	200.63	203.60	166.89
How many games above average	221	206	15
How many games below average	218	197	21
Pins above/below average per game	1.34	1.82	-4.03
How many people raised average	74	69	5
by this amount	0.62	0.65	0.30
How many people went down	74	67	7
by this amount	-0.43	-0.43	-0.46
League average before bowling	199.77	202.26	171.54
League average after bowling	199.86	202.37	171.39
Change in league average	0.09	0.12	-0.14
1200s	--	--	--
1100s	--	--	--
1000s	--	--	--
900s	--	--	--
800s	--	--	--
775s	--	--	--
750s	4	4	--
725s	5	5	--
700s	3	3	--
675s	8	8	--
650s	20	19	1
625s	21	20	1
600s	25	25	--
575s	11	11	--
550s	13	12	1
525s	14	13	1
500s	8	7	1
below 500	16	9	7
300s	--	--	--
290s	2	2	--
275s	5	5	--
250s	26	26	--
225s	76	73	3
200s	122	118	4
175s	112	105	7
150s	73	63	10
125s	25	16	9
below 125	3	--	3

Team Average vs Avg of Scores



Average of Scores for Each Game



Amount Over/Under Team Average

