

# Mixed Classic Handicap

Wednesday 6:45 pm

## Winnetka Bowl

Lanes 1 - 32

USBC Certification: 455254 Lane Certification: 8846  
 President: Karl Kurtz is on Lane 9 Vice President: Chris Drew is on Lane 8  
 Secretary/Treasurer: Rusty Bryant is on Lane 1

### Team Standings

Place	#	Team Name	1st Part		2nd Part		3rd Part		Year-To-Date	High Game	High Sers	Team Avg
			WON	Place	WON	Place	WON	Place				
1	9	Check's in the Mail	16	22	21 ½	4	21	1	58 ½	1179	3402	1035
2	7	5'2 & Above	25	1	18 ½	11	20	2	63 ½	1210	3333	1041
3	18	Train Wreck	17	17	17	23	20	3	54	1137	3226	967
4	31	RUFN ME?	21	6	21	6	19	4	61	1194	3381	1032
5	15	Dollar Dave	15 ½	26	18	17	19	5	52 ½	1206	3253	1012
6	27	Pinchi 3.0	17	19	18	15	19	6	54	1160	3218	1011
7	2	Terrible Twos	17	20	20	9	18	7	55	1207	3321	1034
8	29	Old But Damn Good	18	15	16	25	18	8	52	1118	3136	988
9	5	GOTZZUM	18	13	22 ½	2	17 ½	9	58	1257	3312	1022
10	23	Friends & Family	12	32	18	18	17	10	47	1111	3031	929
11	24	Da Bruthas	21	7	18	16	17	11	56	1224	3283	1021
12	26	Put Some Foil On It	16	24	18	14	17	12	51	1133	3221	1013
13	10	Charlie	18	12	17	20	16	13	51	1219	3469	1073
14	1	This Is Boo Sheet 2.0	20	8	22 ½	3	16	14	58 ½	1165	3281	1032
15	30	Pin Nutz!	17	18	17	22	16	15	50	1210	3175	1004
16	13	You Got One Job!	16	25	17	24	16	16	49	1082	3073	938
17	3	Julia's Gonna Be Late...	19	11	15	27	15	17	49	1159	3277	998
18	16	No Ten Pin	23	5	20	10	15	18	58	1075	3062	958
19	8	Team 8	15	27	14 ½	28	14	19	43 ½	1145	3124	973
20	12	Waste Management	23	3	21	5	13	20	57	1267	3498	1074
21	21	The BlackJacks	14	29	18	13	13	21	45	1163	3369	1024
22	17	"Ger-ree"	15	28	13 ½	31	13	22	41 ½	1084	3026	957
23	20	You Wouldn't Get It	16	23	15 ½	26	13	23	44 ½	1151	3229	1004
24	32	Where's Effing Jenn	19	10	17	21	12 ½	24	48 ½	1194	3424	1011
25	19	Team 19	17 ½	16	20	7	12	25	49 ½	1182	3293	1018
26	4	Orange R us	17	21	11 ½	32	12	26	40 ½	971	2792	855
27	6	Mr. PBA	18	14	17 ½	19	12	27	47 ½	1098	3141	981
28	14	No Whammies!!!	13	31	20	8	11	28	44	1182	3252	1032
29	22	(Wo) man on!	20	9	14 ½	29	11	29	45 ½	1157	3181	943
30	11	*Brooklyn Avengers*	14	30	24	1	10	30	48	1103	3190	950
31	28	Fuh Q Corbin	25	2	18 ½	12	9	31	52 ½	1175	3276	980
32	25	Woo Hoo!!	23	4	13 ½	30	8	32	44 ½	1201	3400	1077

### Review of Last Week's Bowling.....

Lanes	Team Name	HDCP	HDCP	HDCP	HDCP	Last Wk		Team Name	HDCP	HDCP	HDCP	HDCP	Last Wk
		-1-	-2-	-3-	Total	WON			-1-	-2-	-3-	Total	WON
1-2	Woo Hoo!!	998	954	1104	3056	2	<-->	Team 8	1027	945	1022	2994	1
3-4	Friends & Family	1092	1080	1102	3274	2	<-->	Team 19	1045	1166	1004	3215	1
5-6	No Whammies!!!	1168	1034	925	3127	1	<-->	(Wo) man on!	1022	1234	989	3245	2
7-8	Julia's Gonna Be Late.	1060	1085	1132	3277	3	<-->	No Ten Pin	1058	1025	914	2997	0
9-10	Pinchi 3.0	1148	1013	1057	3218	2	<-->	Mr. PBA	925	1027	955	2907	1
11-12	Old But Damn Good	934	946	1022	2902	1	<-->	Train Wreck	931	989	1056	2976	2
13-14	*Brooklyn Avengers*	1085	1044	1035	3164	2	<-->	Check's in the Mail	1025	1097	978	3100	1
15-16	Terrible Twos	1102	987	996	3085	1	<-->	RUFN ME?	842	1105	1024	2971	2
17-18	This Is Boo Sheet 2.0	1062	1142	1077	3281	3	<-->	You Wouldn't Get It	919	1025	1071	3015	0
19-20	Da Bruthas	970	1056	1000	3026	2	<-->	Pin Nutz!	1026	1051	913	2990	1
21-22	Fuh Q Corbin	941	965	887	2793	0	<-->	GOTZZUM	1019	1101	991	3111	3
23-24	5'2 & Above	1106	1019	1075	3200	1	<-->	Dollar Dave	1142	1062	999	3203	2
25-26	Orange R us	975	1021	992	2988	1	<-->	Where's Effing Jenn	1007	1002	1005	3014	2
27-28	Put Some Foil On It	1015	1061	1025	3101	3	<-->	The BlackJacks	987	907	953	2847	0
29-30	You Got One Job!	1014	994	1053	3061	2	<-->	Charlie	1007	1086	1039	3132	1
31-32	Waste Management	986	1024	1088	3098	0	<-->	"Ger-ree"	1054	1079	1131	3264	3

### Lane Assignments

	1-2	3-4	5-6	7-8	9-10	11-12	13-14	15-16	17-18	19-20	21-22	23-24	25-26	27-28	29-30	31-32	
Wk35 05/01	9- 7	18-31	15-27	2-29	5-23	24-26	10- 1	30-13	3-16	8-12	21-17	20-32	19- 4	6-14	22-11	28-25	Position Round- Start Lane - 1
Wk36 05/08	Position Round- Start Lane - 1																
Wk37 05/15	Fun Night!- Start Lane - 1 No points																

**Strike Pot**

\$2466.00

**IMPORTANT REMINDERS!**

The summer league is now forming. A minimum of 3 of the 5 bowlers on the current roster must bowl in the summer league together to guarantee a team spot for the 2024-25 fall-winter season. Please see Rusty or Karl to sign up for the summer league.

Our league rules state that a bowler may not be in arrears in bowling fees more than \$70 (2 weeks). If you are more than \$70 in arrears please pay your shortages tonight. Thank you.

**Team Rosters**

**1 - This Is Boo Sheet 2.0** Lane 14 HDCP=36 Avg=1032

Team	Name	Book Avg	Pins	Gms	Avg	High Game	High Sers	-1-	-2-	-3-	Total
1	Anthony Sharpsteen	206	20917	101	207	279	717	192	258	223	673
1	Keith Krolak	---	13662	69	198	278	672	213	202	183	598
1	Joe Macklin	199	18022	89	202	278	740				0
1	Mike Wilson	195	16245	78	208	279	708	a198	a198	a198	594
1	Tom Everitt	223	20200	93	217	297	727	202	267	258	727
1	Dusty Johnson	182	4070	23	176	244	596				0

**2 - Terrible Twos** Lane 7 HDCP=0 Avg=1034

Team	Name	Book Avg	Pins	Gms	Avg	High Game	High Sers	-1-	-2-	-3-	Total
2	Clinton Clark	175	18857	93	202	279	734	178	222	171	571
2	Joshua Frazier	184	16502	84	196	278	699	246	190	187	623
2	Ray Stoy	195	19160	102	187	269	721	191	161	168	520
2	Aaron Thaler	228	11135	48	231	290	758	a221	a221	a221	663
2	Jerome Robinson	216	20966	96	218	279	741	266	193	249	708

**3 - Julia's Gonna Be Late...** Lane 17 HDCP=0 Avg=998

Team	Name	Book Avg	Pins	Gms	Avg	High Game	High Sers	-1-	-2-	-3-	Total
3	Chris Bui	189	19746	99	199	265	716	245	244	227	716
3	Jose Sierra	---	15930	87	183	254	681	203	188	167	558
3	Julia Frias	217	18519	84	220	279	751	216	241	234	691
3	Darwin Rubio	199	19893	99	200	289	710	202	223	268	693
3	Denny Jiramoree	197	17698	90	196	300	724	194	189	236	619

**4 - Orange R us** Lane 26 HDCP=146 Avg=855

Team	Name	Book Avg	Pins	Gms	Avg	High Game	High Sers	-1-	-2-	-3-	Total
4	Leonor Bermeo	150	12927	93	139	201	522	137	152	160	449
4	Marvin Haywood	166	15129	93	162	214	555	214	159	164	537
4	Rosa Oliva-Ramirez	163	14275	87	164	210	558	135	145	136	416
4	Tom Miller	183	14535	84	173	248	598				0
4	Jose Gutierrez	216	20243	93	217	277	769	202	267	226	695

**5 - GOTZZUM** Lane 9 HDCP=0 Avg=1022

Team	Name	Book Avg	Pins	Gms	Avg	High Game	High Sers	-1-	-2-	-3-	Total
5	Chuck Hansen	199	13338	69	193	265	684	195	178	172	545
5	Dwayne Edwards	204	19044	96	198	288	693	173	239	234	646
5	Dan Onestinghel	192	17537	93	188	257	662	199	215	161	575
5	Johnnie Englehart	216	21285	96	221	300	786	197	200	201	598
5	Karl Kurtz	227	22644	102	222	289	748	255	269	223	747

**6 - Mr. PBA** Lane 27 HDCP=45 Avg=981

Team	Name	Book Avg	Pins	Gms	Avg	High Game	High Sers	-1-	-2-	-3-	Total
6	Mike Cohen	186	18467	96	192	266	702	181	182	224	587
6	Anthony Khoury	---	18376	98	187	257	683	164	196	178	538
6	Mark Porter	206	18215	88	206	269	779	156	213	175	544
6	Di-onte Smith	199	16134	81	199	267	710	210	201	196	607
6	Jack Roquemore	193	16012	81	197	267	710	192	213	160	565

**7 - 5'2 & Above** Lane 2 HDCP=0 Avg=1041

Team	Name	Book Avg	Pins	Gms	Avg	High Game	High Sers	-1-	-2-	-3-	Total
7	Jacey Opiana	201	20658	99	208	267	713	216	244	203	663
7	Tyler Minami	182	20817	99	210	300	736	197	177	192	566
7	Emmanuel Dizon	214	20919	99	211	268	711	193	170	254	617
7	Nathan de Leon	202	20953	102	205	267	719	243	209	164	616
7	Jeisler Salunga	206	20515	99	207	277	738	257	219	262	738

**8 - Team 8** Lane 19 HDCP=90 Avg=973

Team	Name	Book Avg	Pins	Gms	Avg	High Game	High Sers	-1-	-2-	-3-	Total
8	Steve Fogel	206	20820	99	210	268	733	216	165	190	571
8	Don Lollar	187	14863	78	190	265	656	a180	a180	a180	540
8	Kerry Stringfellow	176	12674	75	168	255	665	160	170	206	536
8	Ray Plasse	192	19412	96	202	279	728	174	175	146	495
8	Paul Gage	198	19563	96	203	279	730	206	164	209	579

9 - Check's in the Mail Lane 1 HDCP=5 Avg=1035

Team	Name	Book Avg	Pins	Gms	Avg	High Game	High Sers	-1-	-2-	-3-	Total
9	Duane Koyano	216	19872	93	213	278	785	216	158	205	579
9	Michael Hara	180	16080	87	184	254	680	180	245	173	598
9	Setu Molia	200	20634	99	208	295	817				0
9	Jay Bejar Jr	211	21728	99	219	279	731	235	223	183	641
9	Rusty Bryant	214	20310	96	211	300	792	182	257	181	620
9	Mike Willis	212	3195	15	213	258	662	212	214	236	662

10 - Charlie Lane 13 HDCP=0 Avg=1073

Team	Name	Book Avg	Pins	Gms	Avg	High Game	High Sers	-1-	-2-	-3-	Total
10	Kevin Duran	210	20515	99	207	279	731	222	187	181	590
10	Tim Shope	213	22009	102	215	289	743	166	225	236	627
10	Shawn Switzer	210	20478	96	213	288	737	204	238	224	666
10	Jeremy Pearson	217	22035	102	216	299	717	203	224	186	613
10	Jon Pearlstein	212	20062	90	222	298	777	a212	a212	a212	636

11 - \*Brooklyn Avengers\* Lane 30 HDCP=0 Avg=950

Team	Name	Book Avg	Pins	Gms	Avg	High Game	High Sers	-1-	-2-	-3-	Total
11	Mars Pichay	150	13338	90	148	210	492	157	124	163	444
11	Devin Koba	178	19855	99	200	300	715	225	179	217	621
11	Marcel Pichay	191	17501	93	188	269	692	183	201	161	545
11	Avin Carolino	215	21583	102	211	279	741	184	234	222	640
11	Marc de Leon	191	19548	96	203	279	704	255	225	191	671

12 - Waste Management Lane 20 HDCP=0 Avg=1074

Team	Name	Book Avg	Pins	Gms	Avg	High Game	High Sers	-1-	-2-	-3-	Total
12	Earl Enero	197	21324	99	215	290	764	202	204	247	653
12	David Palacio	198	19928	99	201	269	713	225	225	197	647
12	Rich Morrow Jr	204	17233	84	205	288	731				0
12	John Thoman	216	20143	93	216	300	739	205	181	205	591
12	Justin Pluchino	243	24178	102	237	300	856	199	176	216	591

13 - You Got One Job! Lane 16 HDCP=59 Avg=938

Team	Name	Book Avg	Pins	Gms	Avg	High Game	High Sers	-1-	-2-	-3-	Total
13	Kevin McNeal	192	19382	99	195	288	737	199	158	187	544
13	Jorge Benitez	161	16941	95	178	245	637	134	150	190	474
13	Ernie Barreto	177	13551	78	173	245	584	160	211	188	559
13	Mo Thomas Jr.	178	17565	93	188	268	670	a178	a178	a178	534
13	Joe Fonvergne	206	20818	102	204	289	735	223	177	190	590

14 - No Whammies!!! Lane 28 HDCP=0 Avg=1032

Team	Name	Book Avg	Pins	Gms	Avg	High Game	High Sers	-1-	-2-	-3-	Total
14	Jeremy Davis	211	17374	78	222	280	749	257	218	234	709
14	Lon Gruen	199	19819	98	202	290	712	279	238	195	712
14	Bobby Ballard	198	5327	27	197	235	639				0
14	Darryl Epps	191	13350	72	185	255	635	154	160	105	419
14	Jesse Chastain	231	19702	87	226	300	758	244	226	213	683

15 - Dollar Dave Lane 5 HDCP=0 Avg=1012

Team	Name	Book Avg	Pins	Gms	Avg	High Game	High Sers	-1-	-2-	-3-	Total
15	Leeanne Jilek	202	14451	69	209	277	704	193	242	204	639
15	Dave Dubois	189	15806	84	188	278	656	243	213	200	656
15	James Buchmann	186	13325	68	195	277	691				0
15	Michael Delong	192	20540	102	201	268	723	237	180	205	622
15	Anthony Dancel	223	20368	93	219	279	752	249	186	192	627
15	Pat Jilek	163	9383	60	156	202	533	159	180	137	476

16 - No Ten Pin Lane 18 HDCP=36 Avg=958

Team	Name	Book Avg	Pins	Gms	Avg	High Game	High Sers	-1-	-2-	-3-	Total
16	George Ritter	175	17776	99	179	242	651	199	212	155	566
16	Kenneth Morita	183	18324	99	185	247	647	217	207	142	566
16	Richard Taylor	192	19491	99	196	267	686	179	205	208	592
16	Saul Jenkins	188	12862	66	194	252	676	227	178	183	588
16	Kyle Revilla	184	19456	95	204	287	746	201	188	191	580
16	John Di Pietro Sr.	186	3845	21	183	226	617				0

17 - "Ger-ree" Lane 22 HDCP=60 Avg=957

Team	Name	Book Avg	Pins	Gms	Avg	High Game	High Sers	-1-	-2-	-3-	Total
17	Gerry Chinn (Rh)	164	16022	96	166	244	617	157	157	170	484
17	Juan Bermeo	188	19408	102	190	277	657	161	203	226	590
17	Joe Micheri	201	19764	99	199	257	700	256	226	203	685
17	Joe Garcia	199	18399	93	197	265	672	174	184	233	591
17	Marty Petty	203	20342	99	205	267	707				0

18 - Train Wreck Lane 3 HDCP=58 Avg=967

Team	Name	Book Avg	Pins	Gms	Avg	High Game	High Sers	-1-	-2-	-3-	Total
18	Tom Leigh	201	13957	70	199	268	790	178	219	267	664
18	John Rose	185	18655	99	188	279	663	200	204	226	630
18	Doug Baillie	197	17807	93	191	279	708	181	182	167	530
18	Tony Pensanti	193	19130	99	193	257	679	183	171	160	514
18	Robert Cohen	203	18827	96	196	265	677	168	192	215	575
18	Ruben Sarkissian	197	7383	35	210	279	725				0

19 - Team 19 Lane 25 HDCP=0 Avg=1018

Team	Name	Book Avg	Pins	Gms	Avg	High Game	High Sers	-1-	-2-	-3-	Total
19	Bryan Cooke	204	20182	96	210	279	738	233	268	218	719
19	Ellis Starks	185	14628	78	187	259	678	190	168	200	558
19	Adam Kovalsky	194	18781	96	195	279	695	267	241	187	695
19	Alex Gutierrez	204	18396	84	219	279	760	155	234	154	543
19	Jeff Owens	207	21116	102	207	269	733	200	255	245	700

20 - You Wouldn't Get It Lane 23 HDCP=6 Avg=1004

Team	Name	Book Avg	Pins	Gms	Avg	High Game	High Sers	-1-	-2-	-3-	Total
20	Colby Michaels	204	16720	77	217	277	750	215	231	208	654
20	Tracy Campbell	170	14490	87	166	222	616	150	140	192	482
20	Alex Schwartz	208	15084	75	201	258	724	175	213	230	618
20	Joel Andrade	190	19763	96	205	279	680	a195	a195	a195	585
20	Kevin Rodriguez	194	17422	81	215	286	774	152	214	214	580

21 - The BlackJacks Lane 21 HDCP=0 Avg=1024

Team	Name	Book Avg	Pins	Gms	Avg	High Game	High Sers	-1-	-2-	-3-	Total
21	Jimmy Bridges	199	19986	93	214	290	789	182	181	182	545
21	Gary Markowitz	217	21546	98	219	279	779	200	200	238	638
21	Kevin Fatherree	184	18040	102	176	245	649	199	157	147	503
21	Russell Ching	193	19124	99	193	248	654	214	191	150	555
21	Howard Horowitz	218	22740	102	222	289	756	192	178	236	606

22 - (Wo) man on! Lane 29 HDCP=6 Avg=943

Team	Name	Book Avg	Pins	Gms	Avg	High Game	High Sers	-1-	-2-	-3-	Total
22	Monise Kelly	180	16114	87	185	251	646				0
22	Russel Monroe	178	17926	102	175	248	654	194	200	193	587
22	Ken Oliver	181	18100	99	182	254	635	207	232	181	620
22	David Jaques	194	20570	102	201	279	738	209	279	192	680
22	Jeff Stitz	200	19807	99	200	278	777	179	224	179	582

23 - Friends & Family Lane 10 HDCP=83 Avg=929

Team	Name	Book Avg	Pins	Gms	Avg	High Game	High Sers	-1-	-2-	-3-	Total
23	Shawn Dier	194	17082	84	203	300	702	238	199	153	590
23	Arron Johnson	150	12217	78	156	226	557	170	171	216	557
23	Bonaventure Butts Jr	180	15255	84	181	267	684	217	171	235	623
23	Hunter Fowble	188	19342	102	189	267	671	150	219	224	593
23	Bonaventure Butts Sr	209	19259	96	200	269	723	236	239	193	668

24 - Da Bruthas Lane 11 HDCP=0 Avg=1021

Team	Name	Book Avg	Pins	Gms	Avg	High Game	High Sers	-1-	-2-	-3-	Total
24	Ronnie Young Jr	203	18448	92	200	289	730				0
24	DeLeon Howard III	178	18627	98	190	288	789	180	179	151	510
24	Terry Posey	---	9528	48	198	275	684	169	245	165	579
24	Ellis Trotter	209	20944	99	211	300	777	225	235	193	653
24	Randall Williams	217	22669	102	222	300	813	217	171	235	623

25 - Woo Hoo!! Lane 32 HDCP=0 Avg=1077

Team	Name	Book Avg	Pins	Gms	Avg	High Game	High Sers	-1-	-2-	-3-	Total
25	Kyler Orosco	227	19136	81	236	300	826	225	227	254	706
25	Dave Schettini	207	19067	90	211	269	753	202	145	214	561
25	Akayla Orosco	---	5840	30	194	245	681				0
25	Frank Chiodo	209	21010	99	212	298	736	175	192	222	589
25	Tony Zuniga	222	20883	93	224	300	774	257	222	235	714

26 - Put Some Foil On It Lane 12 HDCP=7 Avg=1013

Team	Name	Book Avg	Pins	Gms	Avg	High Game	High Sers	-1-	-2-	-3-	Total
26	Amy Lew	156	16277	96	169	216	597	158	169	152	479
26	Bill Lew	200	20871	102	204	267	685	183	171	208	562
26	John Ross	207	21253	102	208	279	730	207	279	244	730
26	Stephen Warren	217	21490	99	217	300	748	215	193	238	646
26	Adam Lew	216	19624	91	215	278	747	238	235	169	642

27 - Pinchi 3.0 Lane 6 HDCP=0 Avg=1011

Team	Name	Book Avg	Pins	Gms	Avg	High Game	High Sers	-1-	-2-	-3-	Total
27	Larry Manlapit	208	8468	42	201	275	703	235	248	204	687
27	Jesse Gutierrez	199	18992	93	204	261	727	234	184	214	632
27	Oscar Padilla	202	17917	87	205	278	696	247	173	212	632
27	Adrian Florian	211	20363	96	212	280	758	192	213	227	632
27	Jerome Pereyra	197	13054	69	189	279	656	240	195	200	635
27	Kevin Ngo	227	10275	48	214	268	731				0

28 - Fuh Q Corbin Lane 31 HDCP=87 Avg=980

Team	Name	Book Avg	Pins	Gms	Avg	High Game	High Sers	-1-	-2-	-3-	Total
28	Neema Khazaie	212	20006	94	212	279	749	165	193	166	524
28	Kristen Carroll	156	11989	75	159	210	603	106	171	163	440
28	Brent Brehm	192	19436	102	190	256	673	164	166	145	475
28	David Molina	193	15925	78	204	298	670	280	198	186	664
28	Ryan Lunsford	207	21313	99	215	289	724	192	203	193	588

29 - Old But Damn Good Lane 8 HDCP=41 Avg=988

Team	Name	Book Avg	Pins	Gms	Avg	High Game	High Sers	-1-	-2-	-3-	Total
29	Terry Walker	191	18095	96	188	247	670	140	193	184	517
29	Bud Brechbill	214	19210	93	206	257	706	199	193	233	625
29	Chris Drew	178	17097	95	179	231	627	184	165	181	530
29	San Mitchell	193	19328	99	195	279	682	189	222	199	610
29	Craig Kisro	229	21786	99	220	287	776	222	173	225	620

30 - Pin Nutz! Lane 15 HDCP=0 Avg=1004

Team	Name	Book Avg	Pins	Gms	Avg	High Game	High Sers	-1-	-2-	-3-	Total
30	Colby Noji	220	21274	99	214	288	737	226	219	174	619
30	Dorothy Bell	170	17227	102	168	224	585	203	167	147	517
30	Clint Noji	182	19384	102	190	252	653	152	213	151	516
30	John McDonough	207	19406	90	215	290	756	205	238	218	661
30	Patrick Michaels	226	22166	102	217	300	740	219	193	202	614

31 - RUFN ME? Lane 4 HDCP=0 Avg=1032

Team	Name	Book Avg	Pins	Gms	Avg	High Game	High Sers	-1-	-2-	-3-	Total
31	James Heylek	196	20286	102	198	259	714	185	256	196	637
31	Ted Nagy	189	18588	96	193	252	716	166	171	242	579
31	Sina Bonabi	195	21054	102	206	268	699	160	229	176	565
31	Blake Jozwiakowski	211	22339	102	219	299	762	149	245	197	591
31	David Feinberg	210	21444	99	216	279	747	181	203	212	596

32 - Where's Effing Jenn Lane 24 HDCP=0 Avg=1011

Team	Name	Book Avg	Pins	Gms	Avg	High Game	High Sers	-1-	-2-	-3-	Total
32	Jennifer Kennick	203	12257	59	207	279	735	182	202	187	571
32	Noemi Ketchum	170	14126	90	156	221	556	163	149	157	469
32	Garey Mark	207	16792	75	223	299	814	298	216	181	695
32	Ron Anderson	215	18608	87	213	290	795	168	188	245	601
32	Greg Kennick	215	20401	96	212	279	748	196	247	235	678



**Temporary Substitutes**

**Men**

Team	Name	Book Avg	Pins	Gms	Avg	High Game	High Sers	-1-	-2-	-3-	Total
0	Reigh Abaoag	218	676	3	bk218	236	676				0
0	Nick Ackley	196	2764	15	184	218	570				0
0	Stan Agaza	185	3144	15	209	288	723				0
0	Fred Altieri	188	1686	9	187	205	599				0
4	Raul Avila	153	408	3	bk153	145	408	126	137	145	408
0	Alvin Bailon	207	1306	6	bk207	248	673				0
0	Clifford Baltazar	207	2426	12	202	248	679				0
0	Mer Bautista	186	546	3	bk186	190	546				0
0	Steve Belilove	171	539	3	bk171	208	539				0
0	Nino Brown	—	669	3	190	234	669				0
0	Peter Brown	189	1446	8	bk189	204	559				0
0	Paul Chong	154	1147	6	bk154	244	617				0
0	Jarren Contreras	173	508	3	bk173	180	508				0
0	Scott Critchfield	220	2019	9	224	258	685				0
0	William C. Delong	144	387	3	bk144	144	387				0
0	Thomas Eder	187	3461	18	192	258	623				0
0	Tim Edwards	172	509	3	bk172	178	509				0
0	Amir Esmaili	205	1942	9	215	267	682				0
0	Haydn Fowble	182	1021	6	bk182	203	538				0
0	Clint Frazer	209	2670	12	222	277	712				0
0	Karl Gatmaitan	185	1624	9	180	268	604				0
0	Denny Griffin	207	8163	39	209	255	682				0
0	Bryan Guerrero Rodriguez	174	607	3	bk174	224	607				0
0	Jerome Hampton	200	1068	6	bk200	196	549				0
0	Henry Harris	209	2486	12	207	257	681				0
0	Andrew Hernandez	—	515	3	190	215	515				0
0	Anthony Hernandez	198	3314	15	220	274	758				0
1	Daniel Holland	213	5142	24	214	279	743	257	217	215	689
0	Neil Inman	215	585	3	bk215	238	585				0
0	Steve Jacobson	198	1313	6	bk198	288	714				0
0	John Jaszarowski	189	1110	6	bk189	235	561				0
0	Darrin Johnson	174	496	3	bk174	186	496				0
0	Tonio Lacson	—	1645	9	182	235	594				0
0	Brody LaRose	203	564	3	bk203	193	564				0
0	Bing Tre Lau III	200	656	3	bk200	256	656				0
0	Eric Lorback	196	591	3	bk196	211	591				0
0	Michael Martin II	197	1940	9	215	278	704				0
22	Hugo Martinez	177	2206	12	183	227	597	156	222	167	545
0	Michael Minter	171	8237	45	183	263	669				0
0	Chris Mintz-Plasse	179	687	3	bk179	263	687				0
0	Jerry More	—	493	3	190	181	493				0
0	Dan Musselman	198	1760	9	195	224	615				0
0	Ryan Nishimoto	200	5094	24	212	299	728				0
25	Kraig Orosco	198	7459	39	191	279	712	139	168	179	486
0	Kurt Osterheldt	—	6370	30	212	297	700				0
0	Robert Paige	—	543	3	190	223	543				0
0	Adam Parcelli	194	1193	6	bk194	235	640				0
0	Adrian Pelayo	202	3423	15	228	279	746				0
0	Caleb Pelone	173	533	3	bk173	191	533				0
0	James Recto	179	3722	21	177	227	599				0
0	Patrick Reed Sr	204	532	3	bk204	216	532				0
0	Brian Reynolds	—	611	3	190	224	611				0
0	Mario Rodriguez	213	9125	42	217	300	746				0
0	Johnny Rojas	215	1190	6	bk215	223	608				0
0	Tony Royster Jr	—	566	3	190	193	566				0
0	Adam Seligman	214	669	3	bk214	253	669				0
0	Tom Sykes	193	0	0	bk193	0	0				0
12	Shawn Tamjidi	207	1950	9	216	268	699	155	238	223	616
14	William Wales	190	9796	51	192	237	658	234	192	178	604
0	Cory Williams	—	1039	6	190	217	565				0

**Women**

Team	Name	Book Avg	Pins	Gms	Avg	High Game	High Sers	-1-	-2-	-3-	Total
0	Windy Campbell	174	9005	54	166	225	603				0
0	Pat Cornish	—	962	6	170	218	532				0
0	Mozelle Cruz	—	439	3	170	165	439				0
0	Brittney Gonzalez	154	875	6	bk154	176	440				0
0	Carmen Hofstra	171	1144	6	bk171	222	608				0
0	Nikkita Mitchell	181	542	3	bk181	216	542				0
0	Kayla Molia	—	1675	9	186	243	596				0
17	Flory Oliva	157	1992	12	166	204	525	164	167	157	488
24	Brittany Page	208	1329	6	bk208	263	668	179	226	256	661
0	Gail Rodgers	188	2158	12	179	235	571				0
0	Darlene Somers	151	868	6	bk151	170	435				0
0	Dyanne Thoman	—	2923	18	162	226	564				0
0	Jaelyn Thoman	187	8574	45	190	231	611				0
0	Jill Williamson	173	2627	15	175	214	576				0



**Last Week's Top Scores**

Team Handicap Game		Team Handicap Series	
1234	(Wo) man on!	3281	This Is Boo Sheet 2.0
Handicap Game		Handicap Series	
306	David Jaques	801	Jeisler Salunga
305	Lon Gruen	800	Chris Bui
304	David Molina	791	Adam Kovalsky
304	Garey Mark	790	John Ross
299	John Ross	790	Lon Gruen
299	Adam Kovalsky		
263	Jacey Opiana	720	Jacey Opiana
260	Leeanne Jilek	718	Julia Frias
258	Dorothy Bell	706	San Mitchell
254	San Mitchell	695	Leonor Bermeo
250	Julia Frias	693	Leeanne Jilek

**Season High Scores**

Team Handicap Series		Team Handicap Game	
3535	Train Wreck	1267	Waste Management
Handicap Series		Handicap Game	
903	DeLeon Howard III	326	Shawn Dier

799 Tracy Campbell

309 San Mitchell

**Individual High Averages**

**Men** 237.04 Justin Pluchino  
**Women** 220.46 Julia Frias

**Most Improved Average**

**Men** 182 to 210.27 = +28.27 Tyler Minami      **Women** 156 to 169.55 = +13.55 Amy Lew

**Local and Bowling Center Awards**

Name	Award Score	Award Received	Name	Award Score	Award Received
Chris Bui	716	100 Pins Over Average - Series (GLAC US	David Jaques	279	275-289 Game (GLAC USBC)
	716	700 Series (GLAC USBC)	Garey Mark	298	75 Pins Over Average - Game (GLAC U
Lon Gruen	712	100 Pins Over Average - Series (GLAC US	David Molina	280	275-289 Game (GLAC USBC)
	279	275-289 Game (GLAC USBC)	John Ross	730	100 Pins Over Average - Series (GLAC
Marvin Haywood	214	50 Pins Over Average - Game (GLAC USBC)	279	275-289 Game (GLAC USBC)	

**View Standings on the Web**

Visit [LeagueSecretary.com](http://LeagueSecretary.com) - This league's ID number is 121911  
 Visit [bowl.com](http://bowl.com) - This league's ID number is 32078

**Last Week's Top Game Scores**

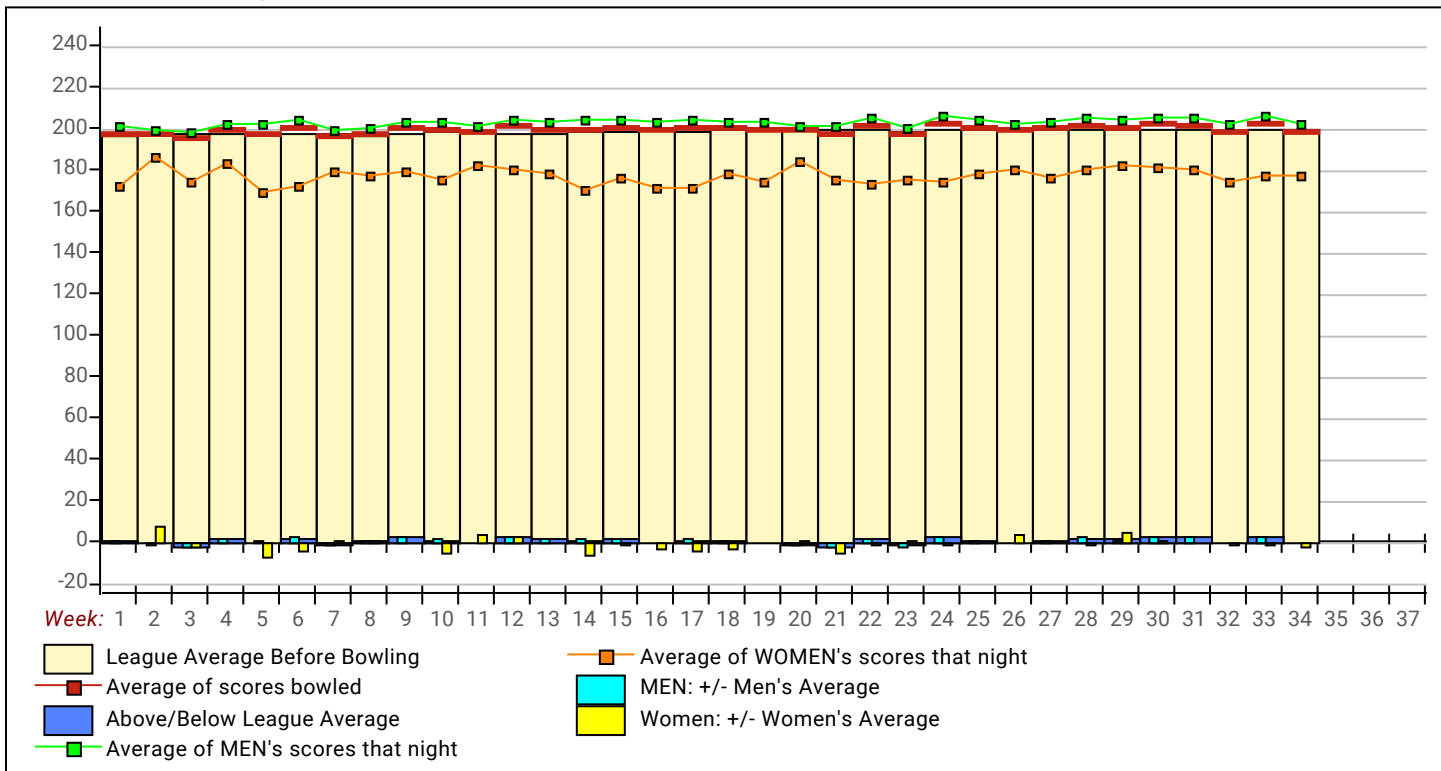
<b>Men</b>	Game 1 SCR	298	Garey Mark	280	David Molina	279	Lon Gruen
<b>Women</b>	Game 1 SCR	216	Julia Frias	216	Jacey Opiana	203	Dorothy Bell
<b>Men</b>	Game 2 SCR	279	John Ross	279	David Jaques	269	Karl Kurtz
<b>Women</b>	Game 2 SCR	244	Jacey Opiana	242	Leeanne Jilek	241	Julia Frias
<b>Men</b>	Game 3 SCR	268	Darwin Rubio	267	Tom Leigh	262	Jeisler Salunga
<b>Women</b>	Game 3 SCR	256	Brittany Page	234	Julia Frias	204	Leeanne Jilek
<b>Men</b>	Game 1 HDCP	305	Lon Gruen	304	David Molina	304	Garey Mark
<b>Women</b>	Game 1 HDCP	258	Dorothy Bell	235	Jacey Opiana	230	Mars Pichay
<b>Men</b>	Game 2 HDCP	306	David Jaques	299	John Ross	286	Michael Hara
						286	Bryan Cooke
<b>Women</b>	Game 2 HDCP	263	Jacey Opiana	260	Leeanne Jilek	254	San Mitchell
<b>Men</b>	Game 3 HDCP	295	Tom Leigh	295	Darwin Rubio	283	Arron Johnson
						283	Jeisler Salunga
<b>Women</b>	Game 3 HDCP	275	Brittany Page	249	Tracy Campbell	243	Julia Frias

**Average List of Regular Team Members**

<u>Name</u>	<u>Pins</u>	<u>Gms</u>	<u>True Average</u>	<u>Name</u>	<u>Pins</u>	<u>Gms</u>	<u>True Average</u>
Pluchino, Justin	24178	102	237.04	Gruen, Lon	19819	98	202.23
Orosco, Kyler	19136	81	236.25	Plasse, Ray	19412	96	202.21
Thaler, Aaron	11135	48	231.98	Jaques, David	20570	102	201.67
Chastain, Jesse	19702	87	226.46	Manlapit, Larry	8468	42	201.62
Zuniga, Tony	20883	93	224.55	Delong, Michael	20540	102	201.37
Mark, Garey	16792	75	223.89	Palacio, David	19928	99	201.29
Horowitz, Howard	22740	102	222.94	Schwartz, Alex	15084	75	201.12
Pearlstein, Jon	20062	90	222.91	Rubio, Darwin	19893	99	200.94
Davis, Jeremy	17374	78	222.74	Butts Sr, Bonaventure	19259	96	200.61
Williams, Randall	22669	102	222.25	Koba, Devin	19855	99	200.56
Kurtz, Karl	22644	102	222.00	Young Jr, Ronnie	18448	92	200.52
Englehart, Johnnie	21285	96	221.72	Stitz, Jeff	19807	99	200.07
Frias, Julia	18519	84	220.46	Micheri, Joe	19764	99	199.64
Kisro, Craig	21786	99	220.06	Bui, Chris	19746	99	199.45
Markowitz, Gary	21546	98	219.86	Leigh, Tom	13957	70	199.39
Bejar Jr, Jay	21728	99	219.47	Smith, Di-onte	16134	81	199.19
Dancel, Anthony	20368	93	219.01	Heylek, James	20286	102	198.88
Jozwiakowski, Blake	22339	102	219.01	Posey, Terry	9528	48	198.50
Gutierrez, Alex	18396	84	219.00	Edwards, Dwayne	19044	96	198.38
Robinson, Jerome	20966	96	218.40	Krolak, Keith	13662	69	198.00
Gutierrez, Jose	20243	93	217.67	Garcia, Joe	18399	93	197.84
Michaels, Patrick	22166	102	217.31	Roquemore, Jack	16012	81	197.68
Everitt, Tom	20200	93	217.20	Ballard, Bobby	5327	27	197.30
Michaels, Colby	16720	77	217.14	Taylor, Richard	19491	99	196.88
Warren, Stephen	21490	99	217.07	Jiramoree, Denny	17698	90	196.64
Feinberg, David	21444	99	216.61	Frazier, Joshua	16502	84	196.45
Thoman, John	20143	93	216.59	Cohen, Robert	18827	96	196.11
Pearson, Jeremy	22035	102	216.03	Buchmann, James	13325	68	195.96
Shope, Tim	22009	102	215.77	McNeal, Kevin	19382	99	195.78
Lew, Adam	19624	91	215.65	Kovalsky, Adam	18781	96	195.64
McDonough, John	19406	90	215.62	Mitchell, San	19328	99	195.23
Enero, Earl	21324	99	215.39	Jenkins, Saul	12862	66	194.88
Lunsford, Ryan	21313	99	215.28	Orosco, Akayla	5840	30	194.67
Rodriguez, Kevin	17422	81	215.09	Nagy, Ted	18588	96	193.63
Bridges, Jimmy	19986	93	214.90	Hansen, Chuck	13338	69	193.30
Noji, Colby	21274	99	214.89	Pensanti, Tony	19130	99	193.23
Ngo, Kevin	10275	48	214.06	Ching, Russell	19124	99	193.17
Anderson, Ron	18608	87	213.89	Cohen, Mike	18467	96	192.36
Koyano, Duane	19872	93	213.68	Baillie, Doug	17807	93	191.47
Switzer, Shawn	20478	96	213.31	Lollar, Don	14863	78	190.55
Willis, Mike	3195	15	213.00	Brehm, Brent	19436	102	190.55
Khazaie, Neema	20006	94	212.83	Bermeo, Juan	19408	102	190.27
Kennick, Greg	20401	96	212.51	Howard III, DeLeon	18627	98	190.07
Chiodo, Frank	21010	99	212.22	Noji, Clint	19384	102	190.04
Florian, Adrian	20363	96	212.11	Fowble, Hunter	19342	102	189.63
Schettini, Dave	19067	90	211.86	Pereyra, Jerome	13054	69	189.19
Carolino, Avin	21583	102	211.60	Thomas Jr., Mo	17565	93	188.87
Bryant, Rusty	20310	96	211.56	Onestinghel, Dan	17537	93	188.57
Trotter, Ellis	20944	99	211.56	Walker, Terry	18095	96	188.49
Dizon, Emmanuel	20919	99	211.30	Rose, John	18655	99	188.43
Sarkissian, Ruben	7383	35	210.94	Pichay, Marcel	17501	93	188.18
Fogel, Steve	20820	99	210.30	Dubois, Dave	15806	84	188.17
Minami, Tyler	20817	99	210.27	Stoy, Ray	19160	102	187.84
Cooke, Bryan	20182	96	210.23	Starks, Ellis	14628	78	187.54
Jilek, Leeanne	14451	69	209.43	Khoury, Anthony	18376	98	187.51
Opiana, Jacey	20658	99	208.67	Epps, Darryl	13350	72	185.42
Molia, Setu	20634	99	208.42	Kelly, Monise	16114	87	185.22
Ross, John	21253	102	208.36	Morita, Kenneth	18324	99	185.09
Wilson, Mike	16245	78	208.27	Hara, Michael	16080	87	184.83
Kennick, Jennifer	12257	59	207.75	Sierra, Jose	15930	87	183.10
Duran, Kevin	20515	99	207.22	Di Pietro Sr., John	3845	21	183.10
Salunga, Jeisler	20515	99	207.22	Oliver, Ken	18100	99	182.83
Sharpsteen, Anthony	20917	101	207.10	Butts Jr, Bonaventure	15255	84	181.61
Owens, Jeff	21116	102	207.02	Drew, Chris	17097	95	179.97
Porter, Mark	18215	88	206.99	Ritter, George	17776	99	179.56
Brechbill, Bud	19210	93	206.56	Benitez, Jorge	16941	95	178.33
Bonabi, Sina	21054	102	206.41	Johnson, Dusty	4070	23	176.96
Padilla, Oscar	17917	87	205.94	Fatherree, Kevin	18040	102	176.86
Andrade, Joel	19763	96	205.86	Monroe, Russel	17926	102	175.75
Petty, Marty	20342	99	205.47	Barreto, Ernie	13551	78	173.73
de Leon, Nathan	20953	102	205.42	Miller, Tom	14535	84	173.04
Morrow Jr, Rich	17233	84	205.15	Lew, Amy	16277	96	169.55
Revilla, Kyle	19456	95	204.80	Stringfellow, Kerry	12674	75	168.99
Lew, Bill	20871	102	204.62	Bell, Dorothy	17227	102	168.89
Gutierrez, Jesse	18992	93	204.22	Chinn (Rh), Gerry	16022	96	166.90
Molina, David	15925	78	204.17	Campbell, Tracy	14490	87	166.55
Fonvergne, Joe	20818	102	204.10	Oliva-Ramirez, Rosa	14275	87	164.08
Gage, Paul	19563	96	203.78	Haywood, Marvin	15129	93	162.68
de Leon, Marc	19548	96	203.63	Carroll, Kristen	11989	75	159.85
Dier, Shawn	17082	84	203.36	Ketchum, Noemi	14126	90	156.96
Clark, Clinton	18857	93	202.76	Johnson, Arron	12217	78	156.63
Macklin, Joe	18022	89	202.49	Jilek, Pat	9383	60	156.38

<u>Name</u>	<u>Pins</u>	<u>Gms</u>	<u>True Average</u>	<u>Name</u>	<u>Pins</u>	<u>Gms</u>	<u>True Average</u>
Pichay, Mars	13338	90	148.20				
Bermeo, Leonor	12927	93	139.00				

League Average Week-by-Week

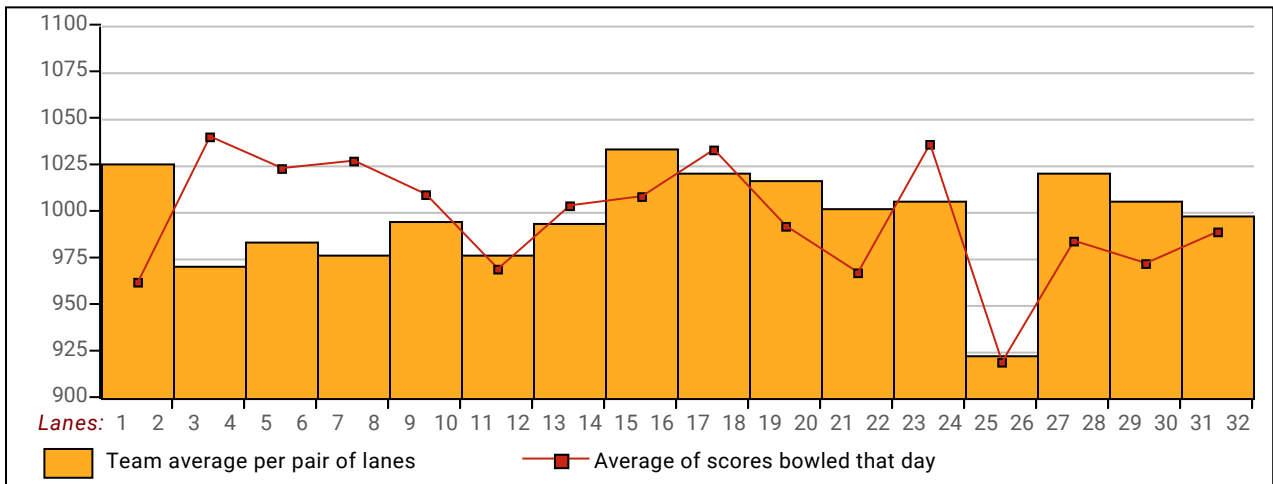


**This Week's Statistics**

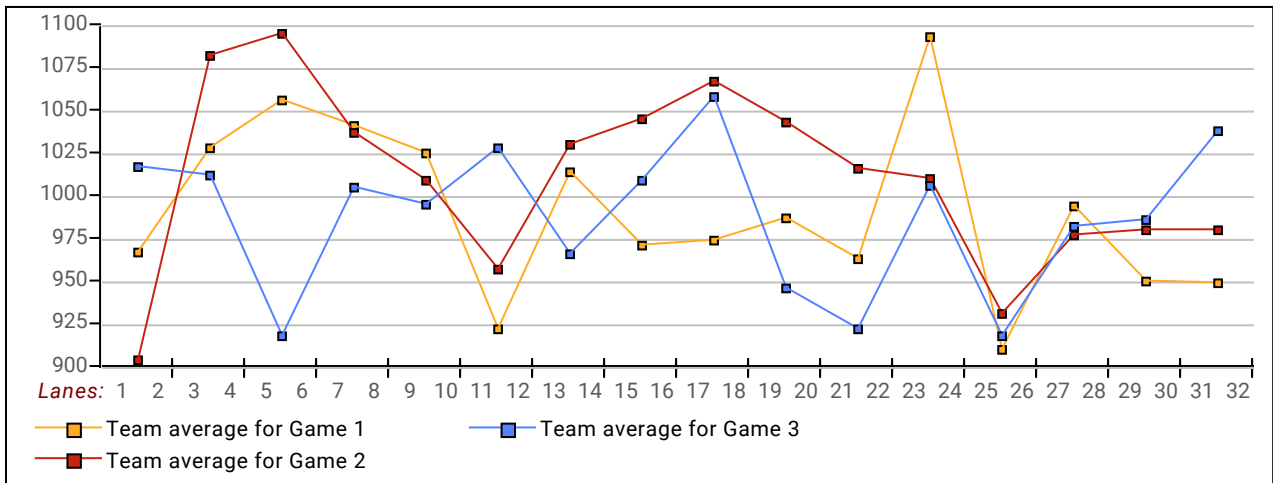
	<u>Over All</u>	<u>Men</u>	<u>Women</u>
How many people bowled	154	137	17
Number of games bowled	462	411	51
Actual average of week's scores	199.35	202.12	176.96
How many games above average	221	198	23
How many games below average	237	211	26
Pins above/below average per game	0.05	0.23	-1.45
How many people raised average	74	67	7
by this amount	0.55	0.58	0.25
How many people went down	80	70	10
by this amount	-0.79	-0.83	-0.53
League average before bowling	199.75	202.33	178.95
League average after bowling	199.60	202.19	178.73
Change in league average	-0.15	-0.14	-0.21
1200s	--	--	--
1100s	--	--	--
1000s	--	--	--
900s	--	--	--
800s	--	--	--
775s	--	--	--
750s	--	--	--
725s	4	4	--
700s	8	8	--
675s	11	10	1
650s	14	12	2
625s	17	16	1
600s	21	20	1
575s	28	28	--
550s	15	14	1
525s	12	11	1
500s	8	7	1
below 500	16	7	9
300s	--	--	--
290s	1	1	--
275s	4	4	--
250s	24	23	1
225s	81	76	5
200s	116	109	7
175s	123	113	10
150s	90	72	18
125s	20	12	8
below 125	3	1	2



Team Average vs Avg of Scores



Average of Scores for Each Game



Amount Over/Under Team Average

