

500 Classic

Thursday 9:30 am

Winnetka Bowl

Lanes 3 - 10

USBC Certification: 455266 Lane Certification: 8846

President: Stacey Tarantino is on Lane 7 Vice President: Maria Paier is on Lane 4

Secretary/Treasurer: Marcia Logan is on Lane 7

Sergeant at Arms: Chris Drew is on Lane 5

Team Standings

Place	Lane	#	Team Name	Points Won	Points Lost	Year-To-Date WON	Scratch Pins	Team Avg	High Game	High Sers
1	3	1	Lightning (1)(2)	37	11	72 ½	47283	477	564	1542
2	4	7	Time to Spare	31	17	66	46240	465	556	1561
3	5	5	Alle Neune	29	19	60 ½	45442	458	531	1477
4	7	2	PMS	25 ½	22 ½	48 ½	44357	447	538	1448
5	6	3	Strike it Rich	25	23	53	44619	449	542	1505
6	8	6	Wrecking Balls	16	32	39 ½	42468	431	511	1391
7	9	4	Bowlmates	16	32	34	40514	421	526	1412
8	10	8	2 Lefts & A Right	12 ½	35 ½	22	41098	413	513	1377

Review of Last Week's Bowling.....

Lanes	Team Name	-1-	-2-	-3-	Total	Last Wk WON		Team Name	-1-	-2-	-3-	Total	Last Wk WON
3-4	Lightning (1)(2)	546	506	462	1514	3	<--->	Alle Neune	434	473	444	1351	0
5-6	Time to Spare	482	520	465	1467	3	<--->	PMS	418	420	414	1252	0
7-8	Strike it Rich	420	469	443	1332	2	<--->	Bowlmates	477	378	401	1256	1
9-10	Wrecking Balls	493	433	440	1366	2	<--->	2 Lefts & A Right	367	339	473	1179	1

Lane Assignments

3-4 5-6 7-8 9-10
 Wk34 05/02 1- 7 5- 3 2- 6 4- 8 *Manually assigned*
 Wk35 05/09 🗨️ *Fun Night!- Start Lane - 3 No points*

TEAM MATCH POINTS

Team 1	Team 2	Team 3	Team 4	Team 5	Team 6	Team 7	Team 8
195.5	141.0	152.5	111.5	163.5	131.0	189.0	102.0

Team Rosters

1 - Lightning (1)(2) Lane 3 Avg=477

Team	Name	Book Avg	Pins	Gms	Avg	High Game	High Sers	-1-	-2-	-3-	Total	Points Won
1	Sandy Hughes	154	13892	93	149	200	526	168	120	169	457	50.5
1	Joann Messina	151	14854	99	150	219	531	178	155	140	473	71.5
1	Sylvia Hedding	169	15498	87	178	266	619	200	231	153	584	73.5

2 - PMS Lane 7 Avg=447

Team	Name	Book Avg	Pins	Gms	Avg	High Game	High Sers	-1-	-2-	-3-	Total	Points Won
2	Stacey Tarantino	155	11274	75	150	203	536	a150	a150	a150	450	42.0
2	Pat Peskin	135	9453	75	126	213	444	116	a126	a126	368	32.0
2	Marcia Logan	166	16460	96	171	232	618	152	144	138	434	62.0

3 - Strike it Rich Lane 6 Avg=449

Team	Name	Book Avg	Pins	Gms	Avg	High Game	High Sers	-1-	-2-	-3-	Total	Points Won
3	Carole Peire	145	12939	86	150	211	549	141	164	150	455	48.0
3	Trish Carpenter	147	13823	93	148	187	500	120	182	143	445	62.0
3	Barbara Vaccarello	156	15045	99	151	204	544	159	123	150	432	39.5

4 - Bowlmates Lane 9 Avg=421

Team	Name	Book Avg	Pins	Gms	Avg	High Game	High Sers	-1-	-2-	-3-	Total	Points Won
4	Henny Shepherd	138	11147	78	142	198	522	198	113	128	439	35.0
4	Meleese Seigler	144	12814	90	142	193	498	117	155	130	402	51.0
4	Dina Hoffman	139	12416	90	137	197	500	162	110	143	415	21.5

5 - Alle Neune Lane 5 Avg=458

Team	Name	Book Avg	Pins	Gms	Avg	High Game	High Sers	-1-	-2-	-3-	Total	Points Won
5	Petra Kaun	159	15965	96	166	233	571	168	177	149	494	73.5
5	Georgett Studnicka	109	10652	93	114	166	438	91	118	102	311	16.0
5	Chris Drew	181	15736	88	178	238	622	175	178	193	546	74.0

6 - Wrecking Balls Lane 8 Avg=431

Team	Name	Book Avg	Pins	Gms	Avg	High Game	High Sers	-1-	-2-	-3-	Total	Points Won
6	Linda Fenwick	141	12971	86	150	200	496	153	157	154	464	48.0
6	Patti Di Luigi	136	4986	39	127	179	435	173	127	130	430	14.0
6	Laura Mouzis	151	15318	99	154	212	541	167	149	156	472	46.0

7 - Time to Spare Lane 4 Avg=465

Team	Name	Book Avg	Pins	Gms	Avg	High Game	High Sers	-1-	-2-	-3-	Total	Points Won
7	Tess Avila	160	13091	84	155	212	551	162	170	192	524	61.0
7	Maria Paier	158	13248	84	157	217	554	137	157	132	426	76.5
7	Georgia Garey	---	15226	99	153	221	531	183	193	141	517	44.5

8 - 2 Lefts & A Right Lane 10 Avg=413

Team	Name	Book Avg	Pins	Gms	Avg	High Game	High Sers	-1-	-2-	-3-	Total	Points Won
8	Debbie Stelle	123	9996	75	133	177	483	146	121	138	405	25.0
8	Elaine Mandato	140	11853	88	134	184	482	125	106	184	415	36.5
8	Gaynell Jackson	146	13627	93	146	194	526	96	112	151	359	38.5

Temporary Substitutes

Team	Name	Book Avg	Pins	Gms	Avg	High Game	High Sers	-1-	-2-	-3-	Total	Points Won
0	Fran Briscoe	159	2358	15	157	188	486				0	11.0
0	Cindy Dominguez	—	442	3	165	185	442				0	1.0
0	Carol Ellis	161	900	6	bk161	173	458				0	3.0
0	Sharon Enriquez	158	486	3	bk158	171	486				0	2.0
0	Barbara Holland	126	4177	36	116	142	392				0	15.0
0	Pauline Mengel	136	431	3	bk136	163	431				0	1.0
0	Patricia Rebbeck	155	858	6	bk155	155	438				0	2.0
0	Dayve Spencer	134	456	3	bk134	174	456				0	2.0

Last Week's Top Scores

Team Scratch Game	
546	Lightning (1)(2)
Scratch Game	
231	Sylvia Hedding
198	Henny Shepherd
193	Georgia Garey
193	Chris Drew
192	Tess Avila

Team Scratch Series	
1514	Lightning (1)(2)
Scratch Series	
584	Sylvia Hedding
546	Chris Drew
524	Tess Avila
517	Georgia Garey
494	Petra Kaun

Season High Scores

Team Scratch Series	
1561	Time to Spare
<i>Bowlers must have completed a minimum of 68 games to be eligible for any league award.</i>	
Scratch Series	
622	Chris Drew

Team Scratch Game	
564	Lightning (1)(2)
Scratch Game	
266	Sylvia Hedding

Individual High Averages

178.82 Chris Drew

Most Improved Average

123 to 133.28 = +10.28 Debbie Stelle

High Individual Match Points

76.5 Maria Paier

74 Chris Drew

73.5 Petra Kaun

Local and Bowling Center Awards

Name	Award Score	Award Received	Name	Award Score	Award Received
Elaine Mandato	184	50 Pins Over Average - Game (GLAC USBC)			

View Standings on the Web

Visit LeagueSecretary.com - This league's ID number is 121982
 View standings, bowler history, statistics and more. Also check out the Mobile App.
 Visit bowl.com - This league's ID number is 6931



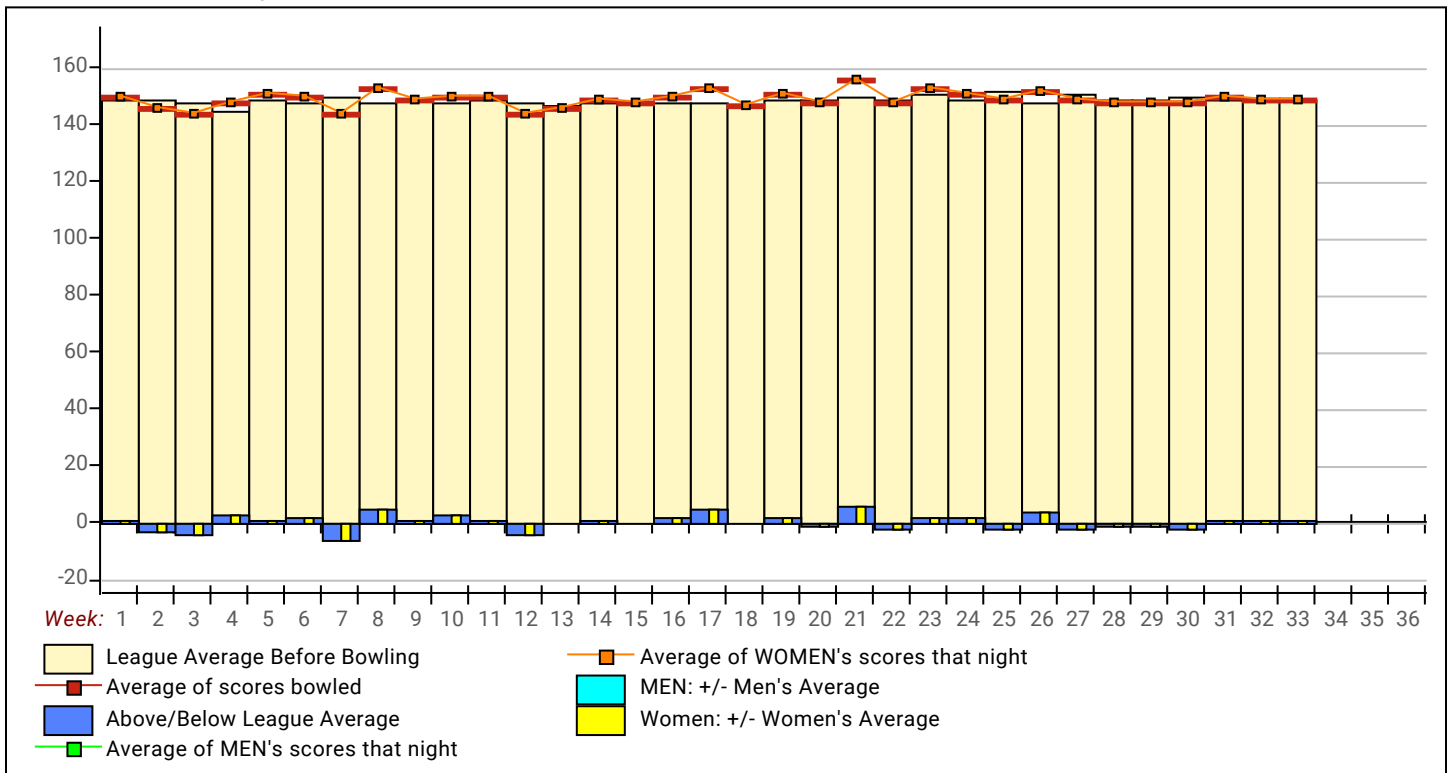
Average List of Regular Team Members

<u>Name</u>	<u>Pins</u>	<u>Gms</u>	<u>True Average</u>	<u>Name</u>	<u>Pins</u>	<u>Gms</u>	<u>True Average</u>
Drew, Chris	15736	88	178.82	Messina, Joann	14854	99	150.04
Hedding, Sylvia	15498	87	178.14	Hughes, Sandy	13892	93	149.38
Logan, Marcia	16460	96	171.46	Carpenter, Trish	13823	93	148.63
Kaun, Petra	15965	96	166.30	Jackson, Gaynell	13627	93	146.53
Paier, Maria	13248	84	157.71	Shepherd, Henny	11147	78	142.91
Avila, Tess	13091	84	155.85	Seigler, Meleese	12814	90	142.38
Mouzis, Laura	15318	99	154.73	Hoffman, Dina	12416	90	137.96
Garey, Georgia	15226	99	153.80	Mandato, Elaine	11853	88	134.69
Vaccarello, Barbara	15045	99	151.97	Stelle, Debbie	9996	75	133.28
Fenwick, Linda	12971	86	150.83	Di Luigi, Patti	4986	39	127.85
Peire, Carole	12939	86	150.45	Peskin, Pat	9453	75	126.04
Tarantino, Stacey	11274	75	150.32	Studnicka, Georgett	10652	93	114.54

High match Points: All Members of This League

<u>Name</u>	<u>Points Won</u>	<u>Points Lost</u>	<u>%Won</u>	<u>Name</u>	<u>Points Won</u>	<u>Points Lost</u>	<u>%Won</u>
Maria Paier	76.5	16.5	82.26 %	Gaynell Jackson	38.5	60.5	38.89 %
Chris Drew	74.0	23.5	75.90 %	Elaine Mandato	36.5	59.5	38.02 %
Petra Kaun	73.5	25.5	74.24 %	Henny Shepherd	35.0	57.0	38.04 %
Sylvia Hedding	73.5	25.5	74.24 %	Pat Peskin	32.0	65.0	32.99 %
Joann Messina	71.5	27.5	72.22 %	Debbie Stelle	25.0	68.0	26.88 %
Trish Carpenter	62.0	37.0	62.63 %	Dina Hoffman	21.5	77.5	21.72 %
Marcia Logan	62.0	37.0	62.63 %	Georgett Studnicka	16.0	83.0	16.16 %
Tess Avila	61.0	32.0	65.59 %	Barbara Holland	15.0	42.0	26.32 %
Meleese Seigler	51.0	45.0	53.13 %	Patti Di Luigi	14.0	28.0	33.33 %
Sandy Hughes	50.5	48.5	51.01 %	Fran Briscoe	11.0	4.0	73.33 %
Linda Fenwick	48.0	42.0	53.33 %	Carol Ellis	3.0	3.0	50.00 %
Carole Peire	48.0	45.0	51.61 %	Sharon Enriquez	2.0	1.0	66.67 %
Laura Mouzis	46.0	53.0	46.46 %	Dayve Spencer	2.0	1.0	66.67 %
Georgia Garey	44.5	54.5	44.95 %	Patricia Rebbeck	2.0	4.0	33.33 %
Stacey Tarantino	42.0	48.0	46.67 %	Cindy Dominguez	1.0	2.0	33.33 %
Barbara Vaccarello	39.5	59.5	39.90 %	Pauline Mengel	1.0	2.0	33.33 %

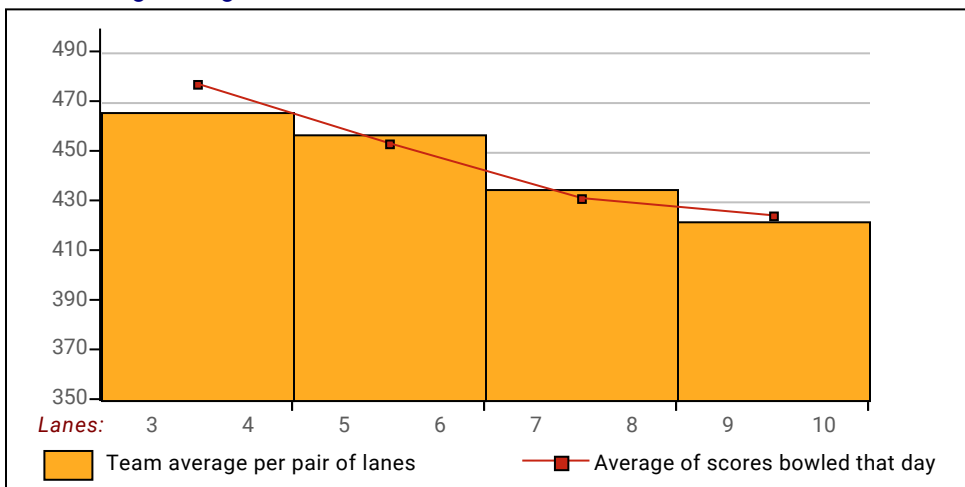
League Average Week-by-Week



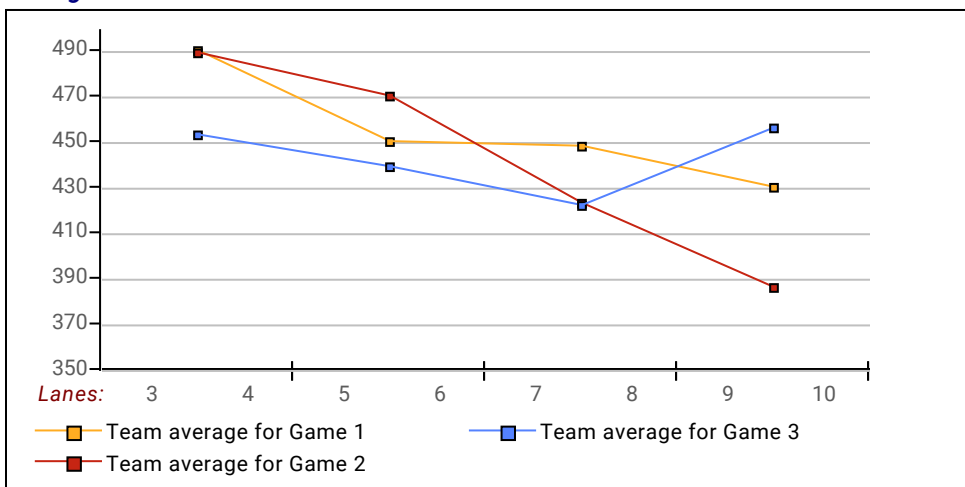
This Week's Statistics

	<u>Women</u>
How many people bowled	23
Number of games bowled	67
Actual average of week's scores	149.48
How many games above average	34
How many games below average	31
Pins above/below average per game	0.46
How many people raised average	14
by this amount	0.30
How many people went down	9
by this amount	-0.38
League average before bowling	148.85
League average after bowling	148.88
Change in league average	0.03
800s	--
775s	--
750s	--
725s	--
700s	--
675s	--
650s	--
625s	--
600s	--
575s	1
550s	--
525s	1
500s	2
475s	1
450s	5
425s	6
400s	4
below 400	3
300s	--
275s	--
250s	--
225s	1
200s	1
175s	11
150s	22
125s	18
100s	12
below 100	2

Team Average vs Avg of Scores



Average of Scores for Each Game



Amount Over/Under Team Average

