

Mixed Classic Handicap

Wednesday 6:45 pm

Winnetka Bowl

Lanes 1 - 32

USBC Certification: 455254 Lane Certification: 8846
 President: Karl Kurtz is on Lane 22 Vice President: Chris Drew is on Lane 11
 Secretary/Treasurer: Rusty Bryant is on Lane 14

Team Standings

Place	#	Team Name	1st Part		2nd Part		3rd Part		Year-To-Date	High Game	High Sers	Team Avg
			WON	Place	WON	Place	WON	Place				
1	9	Check's in the Mail	16	22	21 ½	4	20	1	57 ½	1179	3402	1036
2	7	5'2 & Above	25	1	18 ½	11	19	2	62 ½	1210	3333	1040
3	18	Train Wreck	17	17	17	23	18	3	52	1137	3226	965
4	31	RUFN ME?	21	6	21	6	17	4	59	1194	3381	1033
5	2	Terrible Twos	17	20	20	9	17	5	54	1207	3321	1035
6	27	Pinchi 3.0	17	19	18	15	17	6	52	1160	3208	1008
7	15	Dollar Dave	15 ½	26	18	17	17	7	50 ½	1206	3253	1011
8	29	Old But Damn Good	18	15	16	25	17	8	51	1118	3136	989
9	10	Charlie	18	12	17	20	15	9	50	1219	3469	1073
10	30	Pin Nutz!	17	18	17	22	15	10	49	1210	3175	1005
11	24	Da Bruthas	21	7	18	16	15	11	54	1224	3283	1021
12	16	No Ten Pin	23	5	20	10	15	12	58	1075	3062	947
13	23	Friends & Family	12	32	18	18	15	13	45	1111	2997	926
14	5	GOTZZUM	18	13	22 ½	2	14 ½	14	55	1257	3312	1021
15	26	Put Some Foil On It	16	24	18	14	14	15	48	1133	3221	1013
16	13	You Got One Job!	16	25	17	24	14	16	47	1082	3073	939
17	12	Waste Management	23	3	21	5	13	17	57	1267	3498	1075
18	21	The BlackJacks	14	29	18	13	13	18	45	1163	3369	1029
19	1	This Is Boo Sheet 2.0	20	8	22 ½	3	13	19	55 ½	1165	3275	1029
20	20	You Wouldn't Get It	16	23	15 ½	26	13	20	44 ½	1151	3229	1003
21	8	Team 8	15	27	14 ½	28	13	21	42 ½	1145	3124	975
22	3	Julia's Gonna Be Late...	19	11	15	27	12	22	46	1159	3187	997
23	19	Team 19	17 ½	16	20	7	11	23	48 ½	1182	3293	1016
24	6	Mr. PBA	18	14	17 ½	19	11	24	46 ½	1098	3141	983
25	4	Orange R us	17	21	11 ½	32	11	25	39 ½	971	2792	854
26	32	Where's Effing Jenn	19	10	17	21	10 ½	26	46 ½	1194	3424	1013
27	14	No Whammies!!!	13	31	20	8	10	27	43	1182	3252	1033
28	17	"Ger-ree"	15	28	13 ½	31	10	28	38 ½	1084	3026	957
29	28	Fuh Q Corbin	25	2	18 ½	12	9	29	52 ½	1175	3276	983
30	22	(Wo) man on!	20	9	14 ½	29	9	30	43 ½	1103	3181	942
31	11	*Brooklyn Avengers*	14	30	24	1	8	31	46	1103	3190	949
32	25	Woo Hoo!!	23	4	13 ½	30	6	32	42 ½	1201	3400	1078

Review of Last Week's Bowling.....

Lanes	Team Name	HDCP -1-	HDCP -2-	HDCP -3-	HDCP Total	Last Wk WON	Team Name	HDCP -1-	HDCP -2-	HDCP -3-	HDCP Total	Last Wk WON
1-2	*Brooklyn Avengers*	969	1063	858	2890	2	<---> Old But Damn Good	935	1046	1009	2990	1
3-4	(Wo) man on!	1083	1135	1140	3358	2	<---> RUFN ME?	1143	1114	1040	3297	1
5-6	Julia's Gonna Be Late.	941	1003	1023	2967	1	<---> Team 19	1082	1017	941	3040	2
7-8	Mr. PBA	1070	1056	1025	3151	2	<---> No Whammies!!!	957	1040	1093	3090	1
9-10	Train Wreck	1058	980	975	3013	1	<---> No Ten Pin	1043	1014	993	3050	2
11-12	Pinchi 3.0	1164	1074	1049	3287	2	<---> Woo Hoo!!	1013	1125	938	3076	1
13-14	Team 8	1076	1077	1031	3184	2	<---> Terrible Twos	1137	1039	1024	3200	1
15-16	Friends & Family	1025	987	941	2953	0	<---> Check's in the Mail	1033	1043	1125	3201	3
17-18	Charlie	980	1106	1146	3232	0	<---> The BlackJacks	1051	1137	1187	3375	3
19-20	Fuh Q Corbin	991	902	1064	2957	1	<---> "Ger-ree"	1035	1011	1019	3065	2
21-22	Dollar Dave	995	1076	1133	3204	2	<---> Da Bruthas	1062	913	1035	3010	1
23-24	Orange R us	1018	1051	970	3039	2	<---> GOTZZUM	1142	926	966	3034	1
25-26	Put Some Foil On It	995	1000	1017	3012	0	<---> 5'2 & Above	1126	1054	1114	3294	3
27-28	Where's Effing Jenn	1153	981	1029	3163	1 ½	<---> You Wouldn't Get It	1073	1017	1029	3119	1 ½
29-30	This Is Boo Sheet 2.0	985	1085	1141	3211	2	<---> Waste Management	1077	1028	962	3067	1
31-32	Pin Nutz!	954	965	976	2895	1	<---> You Got One Job!	1056	996	876	2928	2

Lane Assignments

	1-2	3-4	5-6	7-8	9-10	11-12	13-14	15-16	17-18	19-20	21-22	23-24	25-26	27-28	29-30	31-32
Wk34 04/24	25- 8	23- 19	14- 22	3- 16	27- 6	29- 18	11- 9	2- 31	1- 20	24- 30	28- 5	7- 15	4- 32	26- 21	13- 10	12- 17
Wk35 05/01	📄 Position Round- Start Lane - 1															
Wk36 05/08	📄 Position Round- Start Lane - 1															

Strike Pot

\$2388.00

IMPORTANT REMINDERS!

The summer league is now forming. A minimum of 3 of the 5 bowlers on the current roster must bowl in the summer league together to guarantee a team spot for the 2024-25 fall-winter season. Please see Rusty or Karl to sign up for the summer league.

Our league rules state that a bowler may not be in arrears in bowling fees more than \$70 (2 weeks). If you are more than \$70 in arrears please pay your shortages tonight. Thank you.

Team Rosters

1 - This Is Boo Sheet 2.0 Lane 17 HDCP=0 Avg=1029

Team	Name	Book Avg	Pins Gms	Avg	High Game	High Sers	-1-	-2-	-3-	Total
1	Anthony Sharpsteen	206	20244 98	206	279	717	215	234	268	717
1	Keith Krolak	---	13064 66	197	278	672	167	225	224	616
1	Joe Macklin	199	18022 89	202	278	740	a192	a192	a192	576
1	Mike Wilson	195	16245 78	208	279	708	208	201	170	579
1	Tom Everitt	223	19473 90	216	297	723	203	233	287	723
1	Dusty Johnson	182	4070 23	176	244	596				0

2 - Terrible Twos Lane 15 HDCP=0 Avg=1035

Team	Name	Book Avg	Pins Gms	Avg	High Game	High Sers	-1-	-2-	-3-	Total
2	Clinton Clark	175	18286 90	203	279	734	a193	a193	a193	579
2	Joshua Frazier	184	15879 81	196	278	699	234	213	210	657
2	Ray Stoy	195	18640 99	188	269	721	215	192	150	557
2	Aaron Thaler	228	11135 48	231	290	758	246	214	246	706
2	Jerome Robinson	216	20258 93	217	279	741	249	227	225	701

3 - Julia's Gonna Be Late... Lane 7 HDCP=0 Avg=997

Team	Name	Book Avg	Pins Gms	Avg	High Game	High Sers	-1-	-2-	-3-	Total
3	Chris Bui	189	19030 96	198	265	678	204	193	216	613
3	Jose Sierra	---	15372 84	183	254	681	213	223	234	670
3	Julia Frias	217	17828 81	220	279	751				0
3	Darwin Rubio	199	19200 96	200	289	710	192	170	187	549
3	Denny Jiramoree	197	17079 87	196	300	724	164	208	163	535

4 - Orange R us Lane 25 HDCP=143 Avg=854

Team	Name	Book Avg	Pins Gms	Avg	High Game	High Sers	-1-	-2-	-3-	Total
4	Leonor Bermeo	150	12478 90	138	201	522	135	150	121	406
4	Marvin Haywood	166	14592 90	162	207	555	169	150	148	467
4	Rosa Oliva-Ramirez	163	13859 84	164	210	558	186	163	140	489
4	Tom Miller	183	14535 84	173	248	598				0
4	Jose Gutierrez	216	19548 90	217	277	769	188	225	244	657

5 - GOTZZUM Lane 22 HDCP=0 Avg=1021

Team	Name	Book Avg	Pins Gms	Avg	High Game	High Sers	-1-	-2-	-3-	Total
5	Chuck Hansen	199	12793 66	193	265	684	242	158	158	558
5	Dwayne Edwards	204	18398 93	197	288	693	194	161	195	550
5	Dan Onestinghel	192	16962 90	188	257	662	257	184	145	586
5	Johnnie Englehart	216	20687 93	222	300	786	234	216	224	674
5	Karl Kurtz	227	21897 99	221	289	748	215	207	244	666

6 - Mr. PBA Lane 10 HDCP=22 Avg=983

Team	Name	Book Avg	Pins Gms	Avg	High Game	High Sers	-1-	-2-	-3-	Total
6	Mike Cohen	186	17880 93	192	266	702	174	186	181	541
6	Anthony Khoury	---	17838 95	187	257	683	144	172	171	487
6	Mark Porter	206	17671 85	207	269	779	257	265	257	779
6	Di-onte Smith	199	15527 78	199	267	710	245	157	214	616
6	Jack Roquemore	193	15447 78	198	267	710	210	236	162	608

7 - 5'2 & Above Lane 23 HDCP=0 Avg=1040

Team	Name	Book Avg	Pins Gms	Avg	High Game	High Sers	-1-	-2-	-3-	Total
7	Jacey Opiana	201	19995 96	208	267	713	254	191	265	710
7	Tyler Minami	182	20251 96	210	300	736	248	235	206	689
7	Emmanuel Dizon	214	20302 96	211	268	711	208	214	212	634
7	Nathan de Leon	202	20337 99	205	267	719	212	199	219	630
7	Jeisler Salunga	206	19777 96	206	277	705	204	215	212	631

8 - Team 8 Lane 2 HDCP=92 Avg=975

Team	Name	Book Avg	Pins Gms	Avg	High Game	High Sers	-1-	-2-	-3-	Total
8	Steve Fogel	206	20249 96	210	268	733	171	213	194	578
8	Don Lollar	187	14863 78	190	265	656	203	176	173	552
8	Kerry Stringfellow	176	12138 72	168	255	665	133	156	186	475
8	Ray Plasse	192	18917 93	203	279	728	279	237	212	728
8	Paul Gage	198	18984 93	204	279	730	237	242	213	692

9 - Check's in the Mail Lane 14 HDCP=0 Avg=1036

Team	Name	Book Avg	Pins	Gms	Avg	High Game	High Sers	-1-	-2-	-3-	Total
9	Duane Koyano	216	19293	90	214	278	785	184	182	199	565
9	Michael Hara	180	15482	84	184	254	680	216	160	196	572
9	Setu Molia	200	20634	99	208	295	817	179	202	215	596
9	Jay Bejar Jr	211	21087	96	219	279	731	205	256	215	676
9	Rusty Bryant	214	19690	93	211	300	792	249	243	300	792
9	Mike Willis	212	2533	12	211	258	653				0

10 - Charlie Lane 30 HDCP=0 Avg=1073

Team	Name	Book Avg	Pins	Gms	Avg	High Game	High Sers	-1-	-2-	-3-	Total
10	Kevin Duran	210	19925	96	207	279	731	203	201	233	637
10	Tim Shope	213	21382	99	215	289	743	195	222	164	581
10	Shawn Switzer	210	19812	93	213	288	737	161	226	256	643
10	Jeremy Pearson	217	21422	99	216	299	717	191	255	236	682
10	Jon Pearlstein	212	20062	90	222	298	777	230	202	257	689

11 - *Brooklyn Avengers* Lane 13 HDCP=78 Avg=949

Team	Name	Book Avg	Pins	Gms	Avg	High Game	High Sers	-1-	-2-	-3-	Total
11	Mars Pichay	150	12894	87	148	210	492	147	137	154	438
11	Devin Koba	178	19234	96	200	300	715	182	192	137	511
11	Marcel Pichay	191	16956	90	188	269	692	172	246	179	597
11	Avin Carolino	215	20943	99	211	279	741	221	255	225	701
11	Marc de Leon	191	18877	93	202	279	704	213	199	129	541

12 - Waste Management Lane 31 HDCP=0 Avg=1075

Team	Name	Book Avg	Pins	Gms	Avg	High Game	High Sers	-1-	-2-	-3-	Total
12	Earl Enero	197	20671	96	215	290	764				0
12	David Palacio	198	19281	96	200	269	713	213	213	189	615
12	Rich Morrow Jr	204	17233	84	205	288	731	204	212	201	617
12	John Thoman	216	19552	90	217	300	739	247	182	198	627
12	Justin Pluchino	243	23587	99	238	300	856	258	255	235	748

13 - You Got One Job! Lane 29 HDCP=120 Avg=939

Team	Name	Book Avg	Pins	Gms	Avg	High Game	High Sers	-1-	-2-	-3-	Total
13	Kevin McNeal	192	18838	96	196	288	737	192	242	182	616
13	Jorge Benitez	161	16467	92	178	245	637	227	178	136	541
13	Ernie Barreto	177	12992	75	173	245	584	176	170	173	519
13	Mo Thomas Jr.	178	17565	93	188	268	670	211	173	180	564
13	Joe Fonvergne	206	20228	99	204	289	735	190	173	145	508

14 - No Whammies!!! Lane 5 HDCP=0 Avg=1033

Team	Name	Book Avg	Pins	Gms	Avg	High Game	High Sers	-1-	-2-	-3-	Total
14	Jeremy Davis	211	16665	75	222	280	749	178	244	268	690
14	Lon Gruen	199	19107	95	201	290	674	176	243	206	625
14	Bobby Ballard	198	5327	27	197	235	639				0
14	Darryl Epps	191	12931	69	187	255	635	a177	a177	a177	531
14	Jesse Chastain	231	19019	84	226	300	758	245	231	233	709

15 - Dollar Dave Lane 24 HDCP=26 Avg=1011

Team	Name	Book Avg	Pins	Gms	Avg	High Game	High Sers	-1-	-2-	-3-	Total
15	Leeanne Jilek	202	13812	66	209	277	704	226	217	222	665
15	Dave Dubois	189	15150	81	187	278	654	182	194	278	654
15	James Buchmann	186	13325	68	195	277	691	157	203	204	564
15	Michael Delong	192	19918	99	201	268	723	198	204	201	603
15	Anthony Dancel	223	19741	90	219	279	752	219	245	215	679
15	Pat Jilek	163	8907	57	156	202	533				0

16 - No Ten Pin Lane 8 HDCP=45 Avg=947

Team	Name	Book Avg	Pins	Gms	Avg	High Game	High Sers	-1-	-2-	-3-	Total
16	George Ritter	175	17210	96	179	242	651	195	201	150	546
16	Kenneth Morita	183	17758	96	184	247	647	a174	a174	a174	522
16	Richard Taylor	192	18899	96	196	267	686	233	214	212	659
16	John Di Pietro Sr.	186	3845	21	183	226	617	176	167	182	525
16	Kyle Revilla	184	18876	92	205	287	746	247	240	257	744
16	John Jaszarowski	189	1110	6	bk189	235	561				0

17 - "Ger-ree" Lane 32 HDCP=106 Avg=957

Team	Name	Book Avg	Pins	Gms	Avg	High Game	High Sers	-1-	-2-	-3-	Total
17	Gerry Chinn (Rh)	164	15538	93	167	244	617	180	147	156	483
17	Juan Bermeo	188	18818	99	190	277	657	182	191	204	577
17	Joe Micheri	201	19079	96	198	257	700	224	214	190	628
17	Joe Garcia	199	17808	90	197	265	672	222	240	210	672
17	Marty Petty	203	20342	99	205	267	707	214	206	246	666

18 - Train Wreck Lane 12 HDCP=21 Avg=965

Team	Name	Book Avg	Pins	Gms	Avg	High Game	High Sers	-1-	-2-	-3-	Total
18	Tom Leigh	201	13293	67	198	268	790	212	161	182	555
18	John Rose	185	18025	96	187	279	663	236	225	169	630
18	Doug Baillie	197	17277	90	191	279	708	170	244	204	618
18	Tony Pensanti	193	18616	96	193	257	679	195	195	238	628
18	Robert Cohen	203	18252	93	196	265	677	245	155	182	582
18	Ruben Sarkissian	197	7383	35	210	279	725				0

19 - Team 19 Lane 4 HDCP=0 Avg=1016

Team	Name	Book Avg	Pins	Gms	Avg	High Game	High Sers	-1-	-2-	-3-	Total
19	Bryan Cooke	204	19463	93	209	279	738	244	257	187	688
19	Ellis Starks	185	14070	75	187	259	678	193	172	141	506
19	Adam Kovalsky	194	18086	93	194	279	691	205	163	154	522
19	Alex Gutierrez	204	17853	81	220	279	760	216	223	230	669
19	Jeff Owens	207	20416	99	206	269	733	224	202	229	655

20 - You Wouldn't Get It Lane 18 HDCP=23 Avg=1003

Team	Name	Book Avg	Pins	Gms	Avg	High Game	High Sers	-1-	-2-	-3-	Total
20	Colby Michaels	204	16066	74	217	277	750	a207	a207	a207	621
20	Tracy Campbell	170	14008	84	166	222	616	166	186	192	544
20	Alex Schwartz	208	14466	72	200	258	724	a190	a190	a190	570
20	Joel Andrade	190	19763	96	205	279	680	257	181	187	625
20	Kevin Rodriguez	194	16842	78	215	286	774	a205	a205	a205	615

21 - The BlackJacks Lane 28 HDCP=0 Avg=1029

Team	Name	Book Avg	Pins	Gms	Avg	High Game	High Sers	-1-	-2-	-3-	Total
21	Jimmy Bridges	199	19441	90	216	290	789	215	205	245	665
21	Gary Markowitz	217	20908	95	220	279	779	202	279	258	739
21	Kevin Fatherree	184	17537	99	177	245	649	184	140	192	516
21	Russell Ching	193	18569	96	193	248	654	171	235	234	640
21	Howard Horowitz	218	22134	99	223	289	756	237	236	216	689

22 - (Wo) man on! Lane 6 HDCP=81 Avg=942

Team	Name	Book Avg	Pins	Gms	Avg	High Game	High Sers	-1-	-2-	-3-	Total
22	Monise Kelly	180	16114	87	185	251	646				0
22	Russel Monroe	178	17339	99	175	248	654	155	175	151	481
22	Ken Oliver	181	17480	96	182	254	635	202	218	193	613
22	David Jaques	194	19890	99	200	276	738	234	257	247	738
22	Jeff Stitz	200	19225	96	200	278	777	234	204	258	696

23 - Friends & Family Lane 3 HDCP=81 Avg=926

Team	Name	Book Avg	Pins	Gms	Avg	High Game	High Sers	-1-	-2-	-3-	Total
23	Shawn Dier	194	16492	81	203	300	702	223	189	161	573
23	Arron Johnson	150	11660	75	155	226	555	165	171	125	461
23	Bonaventure Butts Jr	180	14632	81	180	267	684	191	174	186	551
23	Hunter Fowble	188	18749	99	189	267	671	169	178	176	523
23	Bonaventure Butts Sr	209	18591	93	199	269	723	181	179	197	557

24 - Da Bruthas Lane 19 HDCP=0 Avg=1021

Team	Name	Book Avg	Pins	Gms	Avg	High Game	High Sers	-1-	-2-	-3-	Total
24	Ronnie Young Jr	203	18448	92	200	289	730	233	185	231	649
24	DeLeon Howard III	178	18117	95	190	288	789	231	156	213	600
24	Terry Posey	---	8949	45	198	275	684	169	160	174	503
24	Ellis Trotter	209	20291	96	211	300	777	224	209	226	659
24	Randall Williams	217	22046	99	222	300	813	205	203	191	599

25 - Woo Hoo!! Lane 1 HDCP=0 Avg=1078

Team	Name	Book Avg	Pins	Gms	Avg	High Game	High Sers	-1-	-2-	-3-	Total
25	Kyler Orosco	227	18430	78	236	300	826	200	218	214	632
25	Dave Schettini	207	18506	87	212	269	753	213	246	189	648
25	Akayla Orosco	—	5840	30	194	245	681	171	213	168	552
25	Frank Chiodo	209	20421	96	212	298	736	215	234	153	602
25	Tony Zuniga	222	20169	90	224	300	774	a214	a214	a214	642
25	Windy Campbell	174	9005	54	166	225	603				0

26 - Put Some Foil On It Lane 27 HDCP=14 Avg=1013

Team	Name	Book Avg	Pins	Gms	Avg	High Game	High Sers	-1-	-2-	-3-	Total
26	Amy Lew	156	15798	93	169	216	597	125	147	161	433
26	Bill Lew	200	20309	99	205	267	685	202	182	178	562
26	John Ross	207	20523	99	207	277	699	189	205	213	607
26	Stephen Warren	217	20844	96	217	300	748	244	217	215	676
26	Adam Lew	216	18982	88	215	278	747	213	227	228	668

27 - Pinchi 3.0 Lane 9 HDCP=0 Avg=1008

Team	Name	Book Avg	Pins	Gms	Avg	High Game	High Sers	-1-	-2-	-3-	Total
27	Larry Manlapit	208	7781	39	199	275	703	275	151	233	659
27	Jesse Gutierrez	199	18360	90	204	261	727	179	244	219	642
27	Oscar Padilla	202	17285	84	205	278	696	190	165	192	547
27	Adrian Florian	211	19731	93	212	280	758	248	279	161	688
27	Jerome Pereyra	197	12419	66	188	279	656	204	167	176	547
27	Kevin Ngo	227	10275	48	214	268	731				0

28 - Fuh Q Corbin Lane 21 HDCP=34 Avg=983

Team	Name	Book Avg	Pins	Gms	Avg	High Game	High Sers	-1-	-2-	-3-	Total
28	Neema Khazaie	212	19482	91	214	279	749	256	183	220	659
28	Kristen Carroll	156	11549	72	160	210	603	a150	a150	a150	450
28	Brent Brehm	192	18961	99	191	256	673	217	183	213	613
28	David Molina	193	15261	75	203	298	670				0
28	Ryan Lunsford	207	20725	96	215	289	724	213	214	258	685

29 - Old But Damn Good Lane 11 HDCP=0 Avg=989

Team	Name	Book Avg	Pins	Gms	Avg	High Game	High Sers	-1-	-2-	-3-	Total
29	Terry Walker	191	17578	93	189	247	670	173	235	224	632
29	Bud Brechbill	214	18585	90	206	257	706	181	223	184	588
29	Chris Drew	178	16567	92	180	231	627	172	157	157	486
29	San Mitchell	193	18718	96	194	279	682	212	193	223	628
29	Craig Kistro	229	21166	96	220	287	776	197	238	221	656

30 - Pin Nutz! Lane 20 HDCP=14 Avg=1005

Team	Name	Book Avg	Pins	Gms	Avg	High Game	High Sers	-1-	-2-	-3-	Total
30	Colby Noji	220	20655	96	215	288	737	186	184	176	546
30	Dorothy Bell	170	16710	99	168	224	585	164	147	185	496
30	Clint Noji	182	18868	99	190	252	653	189	228	189	606
30	John McDonough	207	18745	87	215	290	756	215	194	213	622
30	Patrick Michaels	226	21552	99	217	300	740	200	212	213	625

31 - RUFN ME? Lane 16 HDCP=1 Avg=1033

Team	Name	Book Avg	Pins	Gms	Avg	High Game	High Sers	-1-	-2-	-3-	Total
31	James Heylek	196	19649	99	198	259	714	246	188	233	667
31	Ted Nagy	189	18009	93	193	252	716	182	223	214	619
31	Sina Bonabi	195	20489	99	206	268	699	243	213	183	639
31	Blake Jozwiakowski	211	21748	99	219	299	762	257	245	171	673
31	David Feinberg	210	20848	96	217	279	747	215	245	239	699

32 - Where's Effing Jenn Lane 26 HDCP=0 Avg=1013

Team	Name	Book Avg	Pins	Gms	Avg	High Game	High Sers	-1-	-2-	-3-	Total
32	Jennifer Kennick	203	11686	56	208	279	735	200	203	183	586
32	Noemi Ketchum	170	13657	87	156	221	556				0
32	Garey Mark	207	16097	72	223	299	814	216	198	202	616
32	Ron Anderson	215	18007	84	214	290	795	246	196	205	647
32	Greg Kennick	215	19723	93	212	279	748	203	173	224	600

Temporary Substitutes

Men

Team	Name	Book Avg	Pins Gms	Avg	High Game	High Sers	-1-	-2-	-3-	Total
0	Reigh Abaoag	218	676	3	bk218	236				0
0	Nick Ackley	196	2764	15	184	218				0
3	Stan Agaza	185	3144	15	209	288	147	188	202	537
0	Fred Altieri	188	1686	9	187	205				0
0	Alvin Bailon	207	1306	6	bk207	248				0
0	Clifford Baltazar	207	2426	12	202	248				0
0	Mer Bautista	186	546	3	bk186	190				0
0	Steve Belilove	171	539	3	bk171	208				0
0	Nino Brown	—	669	3	190	234				0
0	Peter Brown	189	1446	8	bk189	204				0
0	Paul Chong	154	1147	6	bk154	244				0
0	Jarren Contreras	173	508	3	bk173	180				0
0	Scott Critchfield	220	2019	9	224	258				0
0	William C. Delong	144	387	3	bk144	144				0
0	Thomas Eder	187	3461	18	192	258				0
0	Tim Edwards	172	509	3	bk172	178				0
0	Amir Esmaili	205	1942	9	215	267				0
0	Haydn Fowble	182	1021	6	bk182	203				0
0	Clint Frazer	209	2670	12	222	277				0
0	Karl Gatmaitan	185	1624	9	180	268				0
0	Denny Griffin	207	8163	39	209	255				0
0	Bryan Guerrero Rodriguez	174	607	3	bk174	224				0
0	Jerome Hampton	200	1068	6	bk200	196				0
0	Henry Harris	209	2486	12	207	257				0
0	Andrew Hernandez	—	515	3	190	215				0
0	Anthony Hernandez	198	3314	15	220	274				0
22	Daniel Holland	213	4453	21	212	279	199	222	232	653
0	Neil Inman	215	585	3	bk215	238				0
32	Steve Jacobson	198	1313	6	bk198	288	288	211	215	714
0	Saul Jenkins	188	12274	63	194	252				0
0	Darrin Johnson	174	496	3	bk174	186				0
0	Tonio Lacson	—	1645	9	182	235				0
0	Brody LaRose	203	564	3	bk203	193				0
0	Bing Tre Lau III	200	656	3	bk200	256				0
0	Eric Lorback	196	591	3	bk196	211				0
0	Michael Martin II	197	1940	9	215	278				0
0	Hugo Martinez	177	1661	9	184	227				0
0	Michael Minter	171	8237	45	183	263				0
0	Chris Mintz-Plasse	179	687	3	bk179	263				0
0	Jerry More	—	493	3	190	181				0
0	Dan Musselman	198	1760	9	195	224				0
0	Ryan Nishimoto	200	5094	24	212	299				0
0	Kraig Orosco	198	6973	36	193	279				0
0	Kurt Osterheldt	—	6370	30	212	297				0
0	Robert Paige	—	543	3	190	223				0
0	Adam Parcelli	194	1193	6	bk194	235				0
0	Adrian Pelayo	202	3423	15	228	279				0
0	Caleb Pelone	173	533	3	bk173	191				0
0	James Recto	179	3722	21	177	227				0
0	Patrick Reed Sr	204	532	3	bk204	216				0
0	Brian Reynolds	—	611	3	190	224				0
0	Mario Rodriguez	213	9125	42	217	300				0
0	Johnny Rojas	215	1190	6	bk215	223				0
0	Tony Royster Jr	—	566	3	190	193				0
0	Adam Seligman	214	669	3	bk214	253				0
0	Tom Sykes	193	0	0	bk193	0				0
0	Shawn Tamjidi	207	1334	6	bk207	268				0
14	William Wales	190	9192	48	191	237	181	145	209	535
0	Cory Williams	—	1039	6	190	217				0

Women

Team	Name	Book Avg	Pins Gms	Avg	High Game	High Sers	-1-	-2-	-3-	Total
0	Pat Cornish	—	962	6	170	218				0
0	Mozelle Cruz	—	439	3	170	165				0
0	Brittney Gonzalez	154	875	6	bk154	176				0
0	Carmen Hofstra	171	1144	6	bk171	222				0

Team	Name	Book Avg	Pins	Gms	Avg	High Game	High Sers	-1-	-2-	-3-	Total
0	Nikkita Mitchell	181	542	3	bk181	216	542				0
0	Kayla Molia	—	1675	9	186	243	596				0
4	Flory Oliva	157	1504	9	167	204	525	175	198	152	525
0	Brittany Page	208	668	3	bk208	263	668				0
0	Gail Rodgers	188	2158	12	179	235	571				0
0	Darlene Somers	151	868	6	bk151	170	435				0
12	Dyanne Thoman	—	2923	18	162	226	564	152	163	136	451
28	Jaelyn Thoman	187	8574	45	190	231	611	155	172	223	550
0	Jill Williamson	173	2627	15	175	214	576				0

Last Week's Top Scores

Team Handicap Game			Team Handicap Series		
1187 The BlackJacks			3375 The BlackJacks		
	<u>Scratch Game</u>	<u>Scratch Series</u>	<u>Handicap Game</u>	<u>Handicap Series</u>	
Men	300 Rusty Bryant	792 Rusty Bryant	318 Rusty Bryant	846 Rusty Bryant	
	288 Steve Jacobson	779 Mark Porter	318 Dave Dubois	842 Mark Porter	
	287 Tom Everitt	748 Justin Pluchino	304 Larry Manlapit	819 David Jaques	
	279 Ray Plasse	744 Kyle Revilla	304 Ray Plasse	816 Kyle Revilla	
	279 Gary Markowitz	739 Gary Markowitz	300 Tom Everitt	803 Ray Plasse	
	279 Adrian Florian				
Women	265 Jacey Opiana	710 Jacey Opiana	285 Jacey Opiana	770 Jacey Opiana	
	226 Leeanne Jilek	665 Leeanne Jilek	258 Jaelyn Thoman	724 San Mitchell	
	223 Jaelyn Thoman	628 San Mitchell	255 San Mitchell	722 Leeanne Jilek	
	223 San Mitchell	586 Jennifer Kennick	249 Tracy Campbell	715 Tracy Campbell	
	213 Akayla Orosco	552 Akayla Orosco	245 Leeanne Jilek	663 Rosa Oliva-Ramirez	

Season High Scores

Team Handicap Series			Team Handicap Game		
3535 Train Wreck			1267 Waste Management		
	<u>Scratch Series</u>	<u>Scratch Game</u>	<u>Handicap Series</u>	<u>Handicap Game</u>	
Men	856 Justin Pluchino	300 Ellis Trotter	903 DeLeon Howard III	326 Shawn Dier	
		300 Tyler Minami			
		300 Devin Koba			
		300 Kyler Orosco			
		300 Patrick Michaels			
		300 Randall Williams			
		300 Stephen Warren			
		300 Johnnie Englehart			
		300 Rusty Bryant			
		300 John Thoman			
		300 Jesse Chastain			
		300 Denny Jiramoree			
		300 Tony Zuniga			
		300 Shawn Dier			
Women	751 Julia Frias	279 San Mitchell	799 Tracy Campbell	309 San Mitchell	

Individual High Averages

Men	238.25	Justin Pluchino
Women	220.10	Julia Frias

Most Improved Average

Men	182 to 210.95 = +28.95	Tyler Minami	Women	156 to 169.87 = +13.87	Amy Lew
------------	------------------------	--------------	--------------	------------------------	---------

National Association Awards Earned Last Week

Name	Award Score	Award Received	Name	Award Score	Award Received
Rusty Bryant	300	300 Game (USBC Awards)			

Local and Bowling Center Awards

Name	Award Score	Award Received	Name	Award Score	Award Received
Joel Andrade	257	250 Game (GLAC USBC)	David Jaques	738	140 Pins Over Average - Series (GLAC
Rusty Bryant	300	300 Game (GLAC USBC)	Larry Manlapit	275	275-289 Game (GLAC USBC)
Dave Dubois	278	275-289 Game (GLAC USBC)	Gary Markowitz	279	275-289 Game (GLAC USBC)
Tom Everitt	287	275-289 Game (GLAC USBC)	Dan Onestinghel	257	250 Game (GLAC USBC)
Adrian Florian	279	275-289 Game (GLAC USBC)	Ray Plasse	279	75 Pins Over Average - Game (GLAC U
Steve Jacobson	714	100 Pins Over Average - Series (GLAC US	279	275-289 Game (GLAC USBC)	
	714	700 Series (GLAC USBC)	Mark Porter	779	140 Pins Over Average - Series (GLAC
	288	275-289 Game (GLAC USBC)	Anthony Sharpsteen	717	100 Pins Over Average - Series (GLAC
	288	75 Pins Over Average - Game (GLAC USBC)	Jose Sierra	670	100 Pins Over Average - Series (GLAC

View Standings on the Web

Visit LeagueSecretary.com - This league's ID number is 121911
 Visit bowl.com - This league's ID number is 32078

Last Week's Top Game Scores

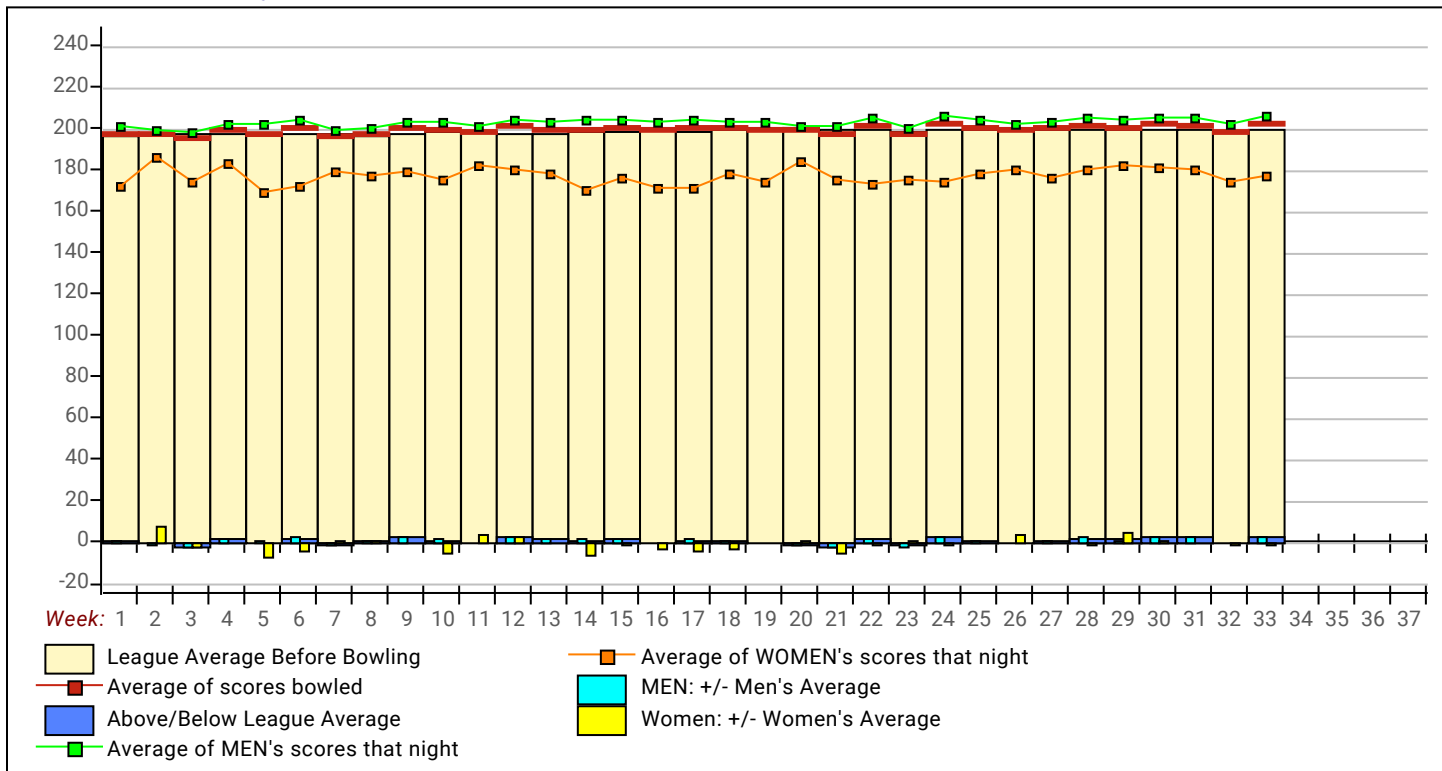
Men	Game 1 SCR	288	Steve Jacobson	279	Ray Plasse	275	Larry Manlapit
Women	Game 1 SCR	254	Jacey Opiana	226	Leeanne Jilek	212	San Mitchell
Men	Game 2 SCR	279	Gary Markowitz	279	Adrian Florian	265	Mark Porter
Women	Game 2 SCR	217	Leeanne Jilek	213	Akayla Orosco	203	Jennifer Kennick
Men	Game 3 SCR	300	Rusty Bryant	287	Tom Everitt	278	Dave Dubois
Women	Game 3 SCR	265	Jacey Opiana	223	Jaelyn Thoman	223	San Mitchell
Men	Game 1 HDCP	316	Steve Jacobson	304	Larry Manlapit	304	Ray Plasse
Women	Game 1 HDCP	274	Jacey Opiana	245	Leeanne Jilek	244	San Mitchell 244 Rosa Oliva-Ramirez
Men	Game 2 HDCP	296	Adrian Florian	288	Gary Markowitz	286	Mark Porter
Women	Game 2 HDCP	263	Flory Oliva	244	Akayla Orosco	243	Tracy Campbell
Men	Game 3 HDCP	318	Rusty Bryant	318	Dave Dubois	300	Tom Everitt
Women	Game 3 HDCP	285	Jacey Opiana	258	Jaelyn Thoman	255	San Mitchell

Average List of Regular Team Members

<u>Name</u>	<u>Pins</u>	<u>Gms</u>	<u>True Average</u>	<u>Name</u>	<u>Pins</u>	<u>Gms</u>	<u>True Average</u>
Pluchino, Justin	23587	99	238.25	Macklin, Joe	18022	89	202.49
Orosco, Kyler	18430	78	236.28	Delong, Michael	19918	99	201.19
Thaler, Aaron	11135	48	231.98	Gruen, Lon	19107	95	201.13
Chastain, Jesse	19019	84	226.42	Schwartz, Alex	14466	72	200.92
Zuniga, Tony	20169	90	224.10	Jaques, David	19890	99	200.91
Horowitz, Howard	22134	99	223.58	Palacio, David	19281	96	200.84
Mark, Garey	16097	72	223.57	Young Jr, Ronnie	18448	92	200.52
Pearlstein, Jon	20062	90	222.91	Koba, Devin	19234	96	200.35
Williams, Randall	22046	99	222.69	Stitz, Jeff	19225	96	200.26
Englehart, Johnnie	20687	93	222.44	Rubio, Darwin	19200	96	200.00
Davis, Jeremy	16665	75	222.20	Butts Sr, Bonaventure	18591	93	199.90
Kurtz, Karl	21897	99	221.18	Manlapit, Larry	7781	39	199.51
Kisro, Craig	21166	96	220.48	Smith, Di-onte	15527	78	199.06
Gutierrez, Alex	17853	81	220.41	Posey, Terry	8949	45	198.87
Frias, Julia	17828	81	220.10	Micheri, Joe	19079	96	198.74
Markowitz, Gary	20908	95	220.08	Heylek, James	19649	99	198.47
Jozwiakowski, Blake	21748	99	219.68	Leigh, Tom	13293	67	198.40
Bejar Jr, Jay	21087	96	219.66	Bui, Chris	19030	96	198.23
Dancel, Anthony	19741	90	219.34	Roquemore, Jack	15447	78	198.04
Robinson, Jerome	20258	93	217.83	Krolak, Keith	13064	66	197.94
Michaels, Patrick	21552	99	217.70	Garcia, Joe	17808	90	197.87
Thoman, John	19552	90	217.24	Edwards, Dwayne	18398	93	197.83
Gutierrez, Jose	19548	90	217.20	Ballard, Bobby	5327	27	197.30
Feinberg, David	20848	96	217.17	Taylor, Richard	18899	96	196.86
Warren, Stephen	20844	96	217.13	Jiramoree, Denny	17079	87	196.31
Michaels, Colby	16066	74	217.11	Cohen, Robert	18252	93	196.26
Pearson, Jeremy	21422	99	216.38	McNeal, Kevin	18838	96	196.23
Everitt, Tom	19473	90	216.37	Frazier, Joshua	15879	81	196.04
Bridges, Jimmy	19441	90	216.01	Buchmann, James	13325	68	195.96
Shope, Tim	21382	99	215.98	Mitchell, San	18718	96	194.98
Rodriguez, Kevin	16842	78	215.92	Orosco, Akayla	5840	30	194.67
Lunsford, Ryan	20725	96	215.89	Kovalsky, Adam	18086	93	194.47
Lew, Adam	18982	88	215.70	Pensanti, Tony	18616	96	193.92
McDonough, John	18745	87	215.46	Hansen, Chuck	12793	66	193.83
Enero, Earl	20671	96	215.32	Nagy, Ted	18009	93	193.65
Noji, Colby	20655	96	215.16	Ching, Russell	18569	96	193.43
Anderson, Ron	18007	84	214.37	Cohen, Mike	17880	93	192.26
Koyano, Duane	19293	90	214.37	Baillie, Doug	17277	90	191.97
Khazaie, Neema	19482	91	214.09	Brehm, Brent	18961	99	191.53
Ngo, Kevin	10275	48	214.06	Howard III, DeLeon	18117	95	190.71
Switzer, Shawn	19812	93	213.03	Noji, Clint	18868	99	190.59
Chiodo, Frank	20421	96	212.72	Lollar, Don	14863	78	190.55
Schettini, Dave	18506	87	212.71	Bermeo, Juan	18818	99	190.08
Florian, Adrian	19731	93	212.16	Fowble, Hunter	18749	99	189.38
Kennick, Greg	19723	93	212.08	Walker, Terry	17578	93	189.01
Bryant, Rusty	19690	93	211.72	Thomas Jr., Mo	17565	93	188.87
Carolino, Avin	20943	99	211.55	Onestinghel, Dan	16962	90	188.47
Dizon, Emmanuel	20302	96	211.48	Pichay, Marcel	16956	90	188.40
Trotter, Ellis	20291	96	211.36	Stoy, Ray	18640	99	188.28
Willis, Mike	2533	12	211.08	Pereyra, Jerome	12419	66	188.17
Minami, Tyler	20251	96	210.95	Khoury, Anthony	17838	95	187.77
Sarkissian, Ruben	7383	35	210.94	Rose, John	18025	96	187.76
Fogel, Steve	20249	96	210.93	Starks, Ellis	14070	75	187.60
Cooke, Bryan	19463	93	209.28	Epps, Darryl	12931	69	187.41
Jilek, Leeanne	13812	66	209.27	Dubois, Dave	15150	81	187.04
Kennick, Jennifer	11686	56	208.68	Kelly, Monise	16114	87	185.22
Molia, Setu	20634	99	208.42	Jaszarowski, John	1110	6	185.00
Opiana, Jacey	19995	96	208.28	Morita, Kenneth	17758	96	184.98
Wilson, Mike	16245	78	208.27	Hara, Michael	15482	84	184.31
Porter, Mark	17671	85	207.89	Di Pietro Sr., John	3845	21	183.10
Duran, Kevin	19925	96	207.55	Sierra, Jose	15372	84	183.00
Ross, John	20523	99	207.30	Oliver, Ken	17480	96	182.08
Bonabi, Sina	20489	99	206.96	Butts Jr, Bonaventure	14632	81	180.64
Sharpsteen, Anthony	20244	98	206.57	Drew, Chris	16567	92	180.08
Brechbill, Bud	18585	90	206.50	Ritter, George	17210	96	179.27
Owens, Jeff	20416	99	206.22	Benitez, Jorge	16467	92	178.99
Salunga, Jeisler	19777	96	206.01	Fatherree, Kevin	17537	99	177.14
Andrade, Joel	19763	96	205.86	Johnson, Dusty	4070	23	176.96
Padilla, Oscar	17285	84	205.77	Monroe, Russel	17339	99	175.14
Petty, Marty	20342	99	205.47	Barreto, Ernie	12992	75	173.23
de Leon, Nathan	20337	99	205.42	Miller, Tom	14535	84	173.04
Revilla, Kyle	18876	92	205.17	Lew, Amy	15798	93	169.87
Morrow Jr, Rich	17233	84	205.15	Bell, Dorothy	16710	99	168.79
Lew, Bill	20309	99	205.14	Stringfellow, Kerry	12138	72	168.58
Fonvergne, Joe	20228	99	204.32	Chinn (Rh), Gerry	15538	93	167.08
Gage, Paul	18984	93	204.13	Campbell, Tracy	14008	84	166.76
Gutierrez, Jesse	18360	90	204.00	Campbell, Windy	9005	54	166.76
Dier, Shawn	16492	81	203.60	Oliva-Ramirez, Rosa	13859	84	164.99
Molina, David	15261	75	203.48	Haywood, Marvin	14592	90	162.13
Plasse, Ray	18917	93	203.41	Carroll, Kristen	11549	72	160.40
Clark, Clinton	18286	90	203.18	Ketchum, Noemi	13657	87	156.98
de Leon, Marc	18877	93	202.98	Jilek, Pat	8907	57	156.26

<u>Name</u>	<u>Pins</u>	<u>Gms</u>	<u>True Average</u>	<u>Name</u>	<u>Pins</u>	<u>Gms</u>	<u>True Average</u>
Johnson, Arron	11660	75	155.47	Bermeo, Leonor	12478	90	138.64
Pichay, Mars	12894	87	148.21				

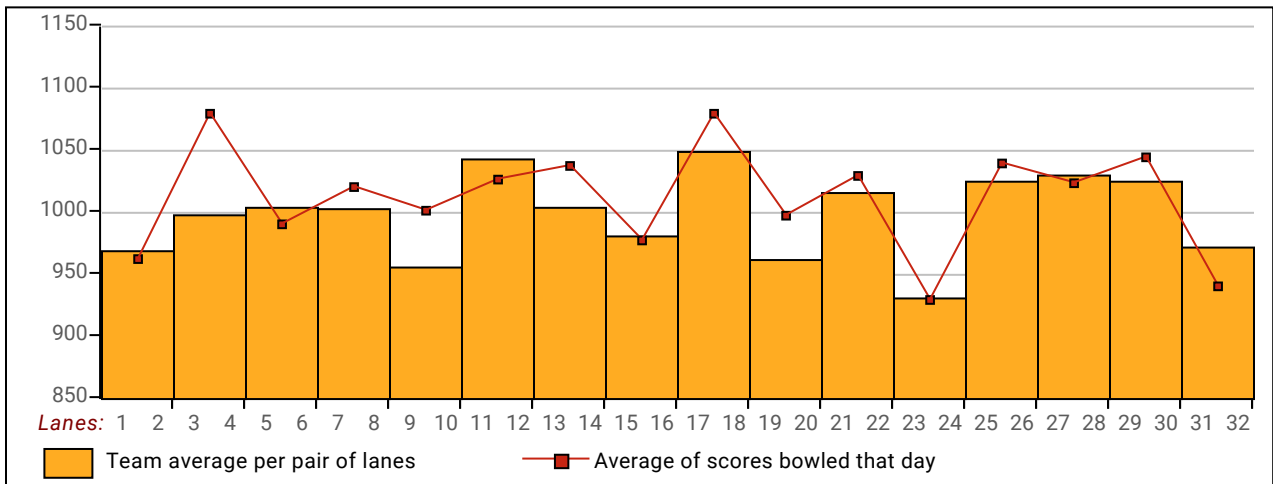
League Average Week-by-Week



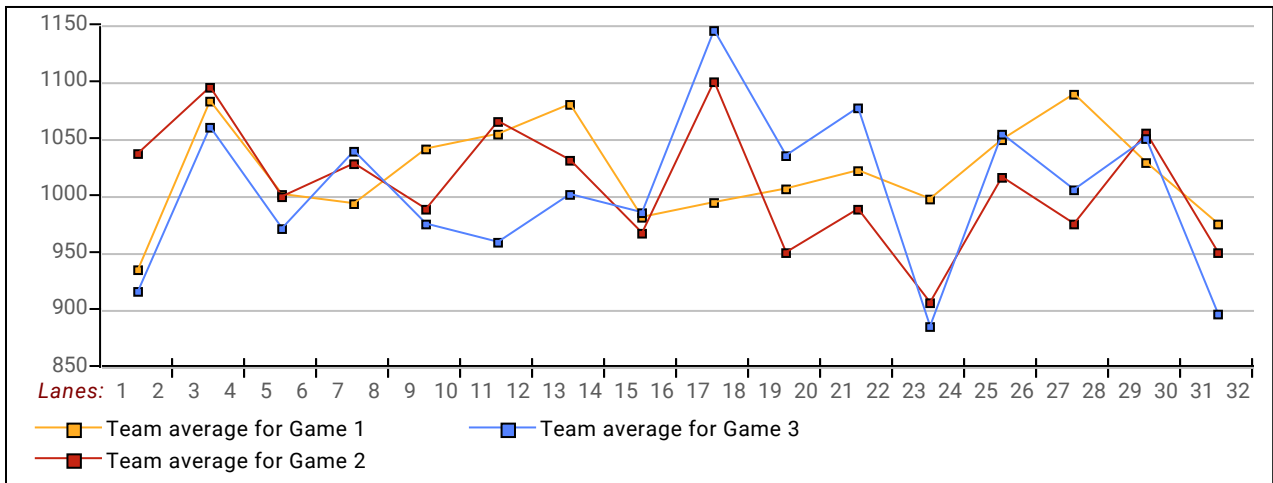
This Week's Statistics

	<u>Over All</u>	<u>Men</u>	<u>Women</u>
How many people bowled	151	136	15
Number of games bowled	453	408	45
Actual average of week's scores	203.05	205.94	176.87
How many games above average	226	209	17
How many games below average	218	191	27
Pins above/below average per game	3.32	3.78	-0.87
How many people raised average	88	83	5
by this amount	0.75	0.71	1.29
How many people went down	63	53	10
by this amount	-0.66	-0.66	-0.67
League average before bowling	200.21	202.64	178.23
League average after bowling	200.37	202.82	178.22
Change in league average	0.16	0.18	-0.02
1200s	--	--	--
1100s	--	--	--
1000s	--	--	--
900s	--	--	--
800s	--	--	--
775s	2	2	--
750s	--	--	--
725s	5	5	--
700s	8	7	1
675s	14	14	--
650s	21	20	1
625s	21	20	1
600s	19	19	--
575s	11	10	1
550s	15	13	2
525s	14	12	2
500s	8	8	--
below 500	13	6	7
300s	1	1	--
290s	--	--	--
275s	7	7	--
250s	24	22	2
225s	85	84	1
200s	135	127	8
175s	104	95	9
150s	74	58	16
125s	22	14	8
below 125	1	--	1

Team Average vs Avg of Scores



Average of Scores for Each Game



Amount Over/Under Team Average

