

470 Scratch Daytime Travel

Tuesday 11:00 am

Valencia Lanes

Lanes 15 - 22

USBC Certification: Lane Certification: 8846

President: Patti Di Luigi is on Lane 13

Secretary/Treasurer: Medy Fernandez is on Lane 13

Team Standings

Place	Lane	#	Team Name	Points Won	Points Lost	Year-To-Date WON	Scratch Pins	Team Avg	High Game	High Sers
1	12	1	Strike Seekers (1)	31	14	64	46683	470	592	1562
2	15	6	S.H.I.T.	30	15	62	46707	473	552	1520
3	16	2	Double Up	22	23	52 ½	46431	468	562	1557
4	9	4	Alle Neune	21	24	46	44571	449	542	1513
5	13	3	Three for the Road	21	24	40 ½	43703	432	543	1483
6	10	5	Tuesday Travelers	19 ½	25 ½	49 ½	44280	433	557	1487
7	14	7	We've Been Framed	19	26	46	44086	445	571	1488
8	11	8	Splits and Giggles	16 ½	28 ½	35 ½	42924	430	523	1399

Review of Last Week's Bowling.....

Lanes	Team Name	-1-	-2-	-3-	Total	Last Wk WON		Team Name	-1-	-2-	-3-	Total	Last Wk WON
15-16	Splits and Giggles	468	391	446	1305	0	<-->	S.H.I.T.	472	474	505	1451	3
17-18	We've Been Framed	441	492	394	1327	2	<-->	Tuesday Travelers	412	438	482	1332	1
19-20	Alle Neune	380	436	484	1300	3	<-->	Double Up	364	423	474	1261	0
21-22	Three for the Road	422	445	511	1378	1	<-->	Strike Seekers (1)	467	493	438	1398	2

Lane Assignments

9-10 11-12 13-14 15-16

This week you bowl at Winnetka Bowl

Wk34 04/30 4- 5 8- 1 3- 7 6- 2

19-20 21-22 23-24 25-26

This week you bowl at Harleys Valley Bowl

Wk35 05/07 🗳️ Position Round- Start Lane - 15

15-16 17-18 19-20 21-22

This week you bowl at Valencia Lanes

Wk36 05/14 🗳️ Roll-Off- Start Lane - 15

TEAM MATCH POINTS

Team 1	Team 2	Team 3	Team 4	Team 5	Team 6	Team 7	Team 8
176.5	165.5	126.0	146.0	139.0	163.5	144.5	127.0

Team Rosters

1 - Strike Seekers (1) Lane 18 Avg=470

Team	Name	Book Avg	Pins	Gms	Avg	High Game	High Sers	-1-	-2-	-3-	Total	Points Won
1	Maria Paier	150	13767	90	152	234	562	157	130	158	445	63.0
1	Debbie Stelle	124	10647	84	126	171	467	136	157	129	422	39.0
1	Nancy Kato	198	17280	90	192	279	678	174	206	151	531	74.5

2 - Double Up Lane 22 Avg=468

Team	Name	Book Avg	Pins	Gms	Avg	High Game	High Sers	-1-	-2-	-3-	Total	Points Won
2	Fran Briscoe	152	12651	84	150	208	527	104	133	148	385	56.0
2	Gaynell Jackson	146	13594	93	146	204	510	119	132	136	387	58.0
2	Marcia Logan	169	16031	93	172	231	608	141	158	190	489	51.5

3 - Three for the Road Lane 19 Avg=432

Team	Name	Book Avg	Pins	Gms	Avg	High Game	High Sers	-1-	-2-	-3-	Total	Points Won
3	Medy Fernandez	145	11411	81	140	200	473	136	114	150	400	38.0
3	Patti Di Luigi	137	12228	93	131	191	466	120	124	191	435	35.0
3	Jill Williamson	167	8074	50	161	213	600				0	25.0

4 - Alle Neune Lane 15 Avg=449

Team	Name	Book Avg	Pins	Gms	Avg	High Game	High Sers	-1-	-2-	-3-	Total	Points Won
4	Stella Mount	153	13786	93	148	232	531	95	154	175	424	49.5
4	Elaine Mandato	140	13194	96	137	194	501	157	127	140	424	44.5
4	Petra Kaun	158	14669	89	164	229	603	128	155	169	452	52.0

5 - Tuesday Travelers Lane 16 Avg=433

Team	Name	Book Avg	Pins	Gms	Avg	High Game	High Sers	-1-	-2-	-3-	Total	Points Won
5	Mary Basore	123	2989	26	114	156	397	a114	a114	a114	342	9.5
5	Dayve Spencer	134	13826	96	144	230	532	137	166	168	471	46.5
5	Sylvia Hedding	169	15772	90	175	248	623	161	158	200	519	63.0

6 - S.H.I.T. Lane 21 Avg=473

Team	Name	Book Avg	Pins	Gms	Avg	High Game	High Sers	-1-	-2-	-3-	Total	Points Won
6	Barbara Vaccarello	157	7231	48	150	190	521				0	33.5
6	Sami Scott	135	14287	93	153	230	551	155	142	155	452	57.5
6	Pam Findl	166	11733	69	170	224	606				0	49.0

7 - We've Been Framed Lane 20 Avg=445

Team	Name	Book Avg	Pins	Gms	Avg	High Game	High Sers	-1-	-2-	-3-	Total	Points Won
7	Georgia Garey	150	15012	98	153	227	550	142	156	122	420	65.0
7	Tina Gonzalez	134	9320	66	141	206	515	153	203	141	497	50.0
7	Patricia Rebbeck	155	14971	99	151	279	564	146	133	131	410	29.5

8 - Splits and Giggles Lane 17 Avg=430

Team	Name	Book Avg	Pins	Gms	Avg	High Game	High Sers	-1-	-2-	-3-	Total	Points Won
8	Meleese Seigler	145	13226	93	142	198	496	143	100	144	387	45.0
8	Henny Shepherd	143	11415	81	140	190	498	155	144	157	456	50.5
8	Stacey Tarantino	165	11761	79	148	192	491	170	147	145	462	26.5

Temporary Substitutes

Team	Name	Book Avg	Pins	Gms	Avg	High Game	High Sers	-1-	-2-	-3-	Total	Points Won
0	RC Cleveland	162	492	3	bk162	170	492				0	3.0
0	Cindy Dominguez	—	506	3	168	177	506				0	1.0
6	Chris Drew	181	1650	9	183	236	587	168	153	193	514	8.0
6	Sharon Enriquez	158	5120	33	155	210	521	149	179	157	485	10.0
3	Tina Enriquez	188	4360	24	181	221	596	166	207	170	543	15.0
0	Janine Ewing	188	1604	9	178	212	555				0	5.0
0	Deanie Kepner	159	4584	33	138	178	439				0	8.5
0	Gayle Kirby	182	483	3	bk182	198	483				0	1.0
0	Pauline Mengel	139	2121	15	141	200	466				0	7.0
0	Jayne Nishimoto	152	1909	12	159	192	525				0	18.0

Last Week's Top Scores

Team Scratch Game	
511	Three for the Road
Scratch Game	
207	Tina Enriquez
206	Nancy Kato
203	Tina Gonzalez
200	Sylvia Hedding
193	Chris Drew

Team Scratch Series	
1451	S.H.I.T.
Scratch Series	
543	Tina Enriquez
531	Nancy Kato
519	Sylvia Hedding
514	Chris Drew
497	Tina Gonzalez

Season High Scores

Team Scratch Series	
1562	Strike Seekers (1)
Scratch Series	
678	Nancy Kato

Team Scratch Game	
571	We've Been Framed
Scratch Game	
279	Patricia Rebbeck

Individual High Averages

192.00 Nancy Kato

Most Improved Average

135 to 153.62 = +18.62 Sami Scott

High Individual Match Points

74.5 Nancy Kato

Local and Bowling Center Awards

Name	Age	Award Score	Award Received	Name	Age	Award Score	Award Received
Patti Di Luigi		191	50 Pins Over Average - Game (GLAC USB	Tina Gonzalez		203	(repeat) 50 Pins Over Average - Gam
Tina Gonzalez		203	(repeat) 200 Game (GLAC USBC)				

View Standings on the Web

Visit LeagueSecretary.com - This league's ID number is **121558**
 View standings, bowler history, statistics and more. Also check out the Mobile App.
 Visit bowl.com - This league's ID number is **40345**



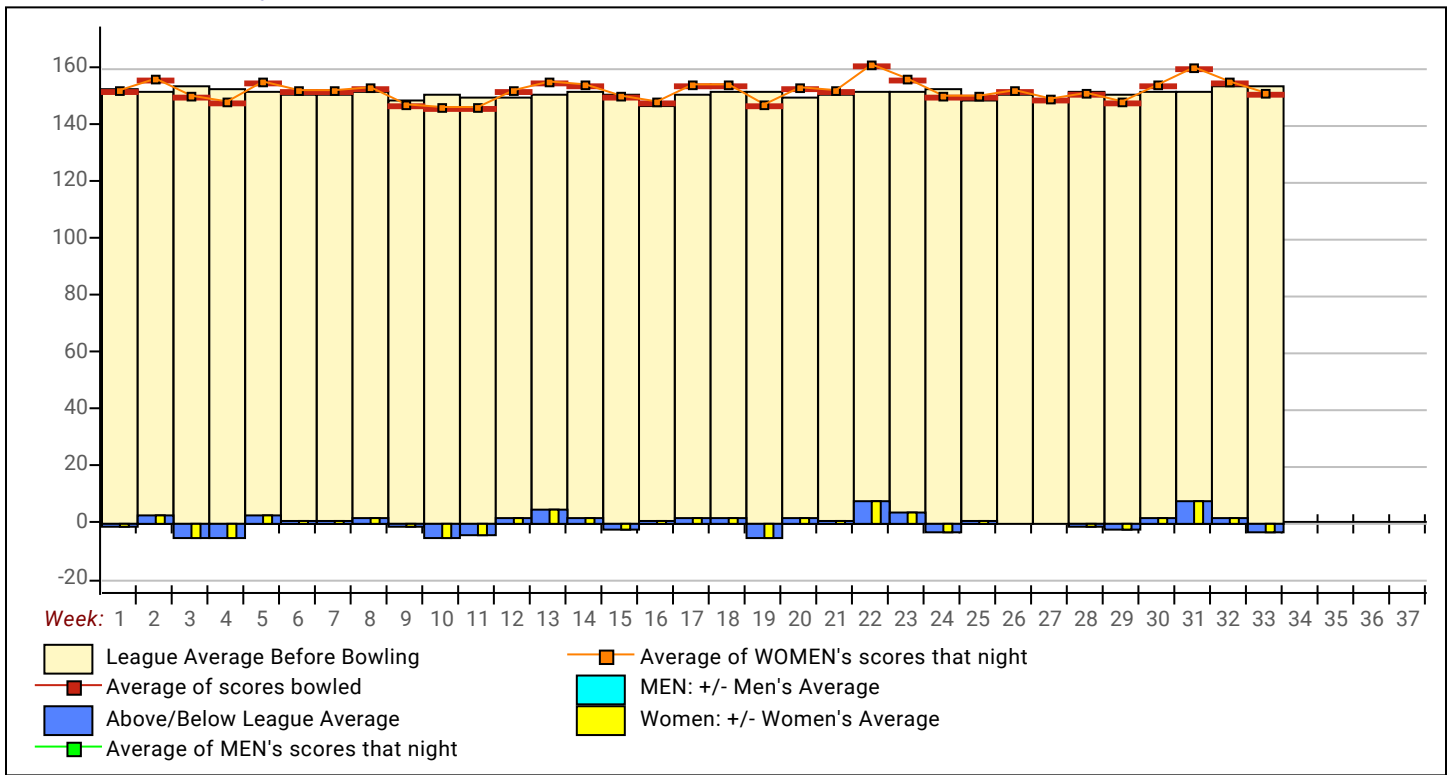
Average List of Regular Team Members

<u>Name</u>	<u>Pins</u>	<u>Gms</u>	<u>True Average</u>	<u>Name</u>	<u>Pins</u>	<u>Gms</u>	<u>True Average</u>
Kato, Nancy	17280	90	192.00	Tarantino, Stacey	11761	79	148.87
Hedding, Sylvia	15772	90	175.24	Mount, Stella	13786	93	148.24
Logan, Marcia	16031	93	172.38	Jackson, Gaynell	13594	93	146.17
Findl, Pam	11733	69	170.04	Spencer, Dayve	13826	96	144.02
Kaun, Petra	14669	89	164.82	Seigler, Meleese	13226	93	142.22
Williamson, Jill	8074	50	161.48	Gonzalez, Tina	9320	66	141.21
Scott, Sami	14287	93	153.62	Shepherd, Henny	11415	81	140.93
Garey, Georgia	15012	98	153.18	Fernandez, Medy	11411	81	140.88
Paier, Maria	13767	90	152.97	Mandato, Elaine	13194	96	137.44
Rebbeck, Patricia	14971	99	151.22	Di Luigi, Patti	12228	93	131.48
Vaccarello, Barbara	7231	48	150.65	Stelle, Debbie	10647	84	126.75
Briscoe, Fran	12651	84	150.61	Basore, Mary	2989	26	114.96

High match Points: All Members of This League

<u>Name</u>	<u>Points Won</u>	<u>Points Lost</u>	<u>%Won</u>	<u>Name</u>	<u>Points Won</u>	<u>Points Lost</u>	<u>%Won</u>
Nancy Kato	74.5	24.5	75.25 %	Patricia Rebbeck	29.5	69.5	29.80 %
Georgia Garey	65.0	34.0	65.66 %	Stacey Tarantino	26.5	60.5	30.46 %
Maria Paier	63.0	36.0	63.64 %	Jill Williamson	25.0	38.0	39.68 %
Sylvia Hedding	63.0	33.0	65.63 %	Jayne Nishimoto	18.0	9.0	66.67 %
Gaynell Jackson	58.0	38.0	60.42 %	Tina Enriquez	15.0	9.0	62.50 %
Sami Scott	57.5	39.5	59.28 %	Sharon Enriquez	10.0	23.0	30.30 %
Fran Briscoe	56.0	40.0	58.33 %	Mary Basore	9.5	62.5	13.19 %
Petra Kaun	52.0	47.0	52.53 %	Deanie Kepner	8.5	24.5	25.76 %
Marcia Logan	51.5	44.5	53.65 %	Chris Drew	8.0	1.0	88.89 %
Henny Shepherd	50.5	39.5	56.11 %	Pauline Mengel	7.0	8.0	46.67 %
Tina Gonzalez	50.0	46.0	52.08 %	Janine Ewing	5.0	4.0	55.56 %
Stella Mount	49.5	49.5	50.00 %	RC Cleveland	3.0		100.00 %
Pam Findl	49.0	38.0	56.32 %	Cindy Dominguez	1.0	2.0	33.33 %
Dayve Spencer	46.5	52.5	46.97 %	Gayle Kirby	1.0	2.0	33.33 %
Meleese Seigler	45.0	54.0	45.45 %	Becky Goldberg			0.00 %
Elaine Mandato	44.5	54.5	44.95 %	Trish Carpenter			0.00 %
Debbie Stelle	39.0	60.0	39.39 %	Laura Justman			0.00 %
Medy Fernandez	38.0	49.0	43.68 %	Joann Messina			0.00 %
Patti Di Luigi	35.0	61.0	36.46 %	Margaret Vesprini			0.00 %
Barbara Vaccarello	33.5	26.5	55.83 %				

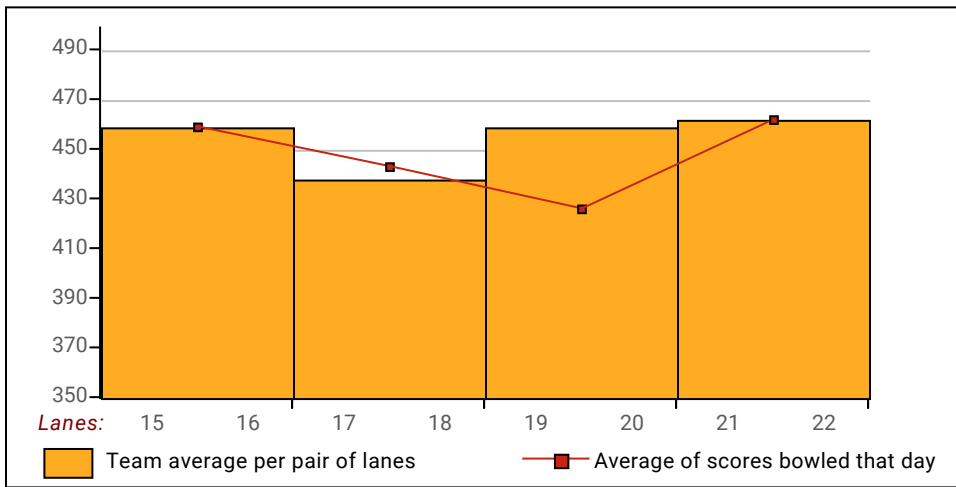
League Average Week-by-Week



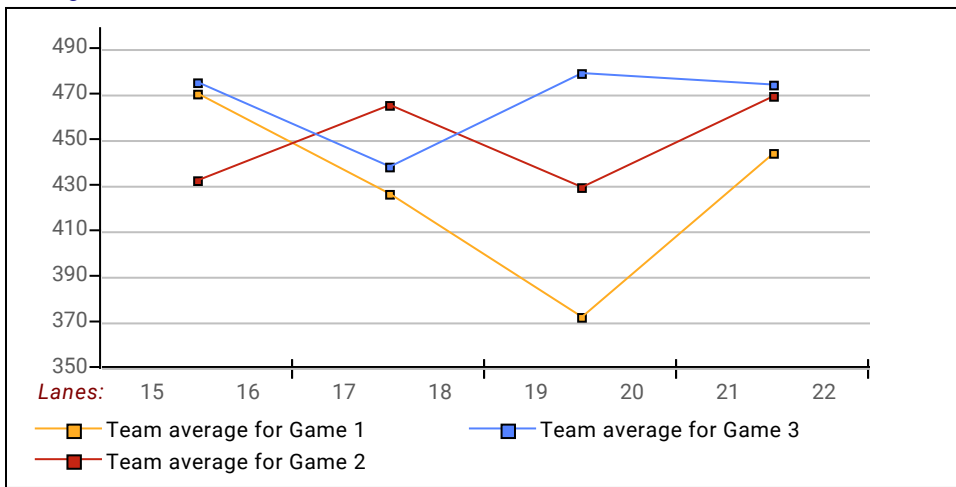
This Week's Statistics

	<u>Women</u>
How many people bowled	23
Number of games bowled	69
Actual average of week's scores	150.87
How many games above average	33
How many games below average	36
Pins above/below average per game	-2.65
How many people raised average	8
by this amount	0.49
How many people went down	15
by this amount	-0.73
League average before bowling	153.98
League average after bowling	153.67
Change in league average	-0.31
800s	--
775s	--
750s	--
725s	--
700s	--
675s	--
650s	--
625s	--
600s	--
575s	--
550s	--
525s	2
500s	2
475s	3
450s	5
425s	2
400s	6
below 400	3
300s	--
275s	--
250s	--
225s	--
200s	4
175s	5
150s	27
125s	25
100s	7
below 100	1

Team Average vs Avg of Scores



Average of Scores for Each Game



Amount Over/Under Team Average

