

500 Classic

Thursday 9:30 am

Winnetka Bowl

Lanes 3 - 10

USBC Certification: 455266 Lane Certification: 8846
 President: Stacey Tarantino is on Lane 6 Vice President: Maria Paier is on Lane 5
 Secretary/Treasurer: Marcia Logan is on Lane 6
 Sergeant at Arms: Chris Drew is on Lane 4

Team Standings

| Place | Lane | # | Team Name | Points Won | Points Lost | Year-To-Date WON | Scratch Pins | Team Avg | High Game | High Sers |
|-------|------|---|-------------------|------------|-------------|------------------|--------------|----------|-----------|-----------|
| 1 | 3 | 1 | Lightning (1)(2) | 34 | 11 | 69 ½ | 45769 | 475 | 564 | 1542 |
| 2 | 4 | 5 | Alle Neune | 29 | 16 | 60 ½ | 44091 | 458 | 531 | 1477 |
| 3 | 5 | 7 | Time to Spare | 28 | 17 | 63 | 44773 | 466 | 556 | 1561 |
| 4 | 6 | 2 | PMS | 25 ½ | 19 ½ | 48 ½ | 43105 | 448 | 538 | 1448 |
| 5 | 7 | 3 | Strike it Rich | 23 | 22 | 51 | 43287 | 450 | 542 | 1505 |
| 6 | 8 | 4 | Bowlmates | 15 | 30 | 33 | 39258 | 421 | 526 | 1412 |
| 7 | 9 | 6 | Wrecking Balls | 14 | 31 | 37 ½ | 41102 | 430 | 511 | 1391 |
| 8 | 10 | 8 | 2 Lefts & A Right | 11 ½ | 33 ½ | 21 | 39919 | 414 | 513 | 1377 |

Review of Last Week's Bowling.....

| Lanes | Team Name | -1- | -2- | -3- | Total | Last Wk WON | | Team Name | -1- | -2- | -3- | Total | Last Wk WON |
|-------|-------------------|-----|-----|-----|-------|-------------|-------|------------------|-----|-----|-----|-------|-------------|
| 3-4 | Bowlmates | 490 | 429 | 415 | 1334 | 1 | <---> | Alle Neune | 477 | 506 | 468 | 1451 | 2 |
| 5-6 | 2 Lefts & A Right | 442 | 447 | 468 | 1357 | 0 | <---> | Lightning (1)(2) | 504 | 499 | 485 | 1488 | 3 |
| 7-8 | Strike it Rich | 430 | 471 | 399 | 1300 | 1 | <---> | Time to Spare | 505 | 447 | 405 | 1357 | 2 |
| 9-10 | Wrecking Balls | 446 | 430 | 426 | 1302 | 0 | <---> | PMS | 485 | 469 | 453 | 1407 | 3 |

Lane Assignments

3-4 5-6 7-8 9-10
 Wk33 04/25 1- 5 7- 2 3- 4 6- 8 Position Round- Start Lane - 3
 Wk34 05/02 🖱 Roll-Off- Start Lane - 3
 Wk35 05/09 🖱 Fun Night!- Start Lane - 3 No points

TEAM MATCH POINTS

| Team 1 | Team 2 | Team 3 | Team 4 | Team 5 | Team 6 | Team 7 | Team 8 |
|--------|--------|--------|--------|--------|--------|--------|--------|
| 189.0 | 141.0 | 145.5 | 109.5 | 161.0 | 123.0 | 180.0 | 101.0 |

Team Rosters

1 - Lightning (1)(2) Lane 3 Avg=475

| Team | Name | Book Avg | Pins | Gms | Avg | High Game | High Sers | -1- | -2- | -3- | Total | Points Won |
|------|----------------|----------|-------|-----|-----|-----------|-----------|------|------|------|-------|------------|
| 1 | Sandy Hughes | 154 | 13435 | 90 | 149 | 200 | 526 | 168 | 150 | 139 | 457 | 49.0 |
| 1 | Joann Messina | 151 | 14381 | 96 | 149 | 219 | 531 | 159 | 172 | 169 | 500 | 68.5 |
| 1 | Sylvia Hedding | 169 | 14914 | 84 | 177 | 266 | 619 | a177 | a177 | a177 | 531 | 71.5 |

2 - PMS Lane 6 Avg=448

| Team | Name | Book Avg | Pins | Gms | Avg | High Game | High Sers | -1- | -2- | -3- | Total | Points Won |
|------|------------------|----------|-------|-----|-----|-----------|-----------|-----|------|------|-------|------------|
| 2 | Stacey Tarantino | 155 | 11274 | 75 | 150 | 203 | 536 | 201 | 167 | 168 | 536 | 42.0 |
| 2 | Pat Peskin | 135 | 9337 | 74 | 126 | 213 | 444 | 127 | a126 | a126 | 379 | 32.0 |
| 2 | Marcia Logan | 166 | 16026 | 93 | 172 | 232 | 618 | 157 | 176 | 159 | 492 | 62.0 |

3 - Strike it Rich Lane 7 Avg=450

| Team | Name | Book Avg | Pins | Gms | Avg | High Game | High Sers | -1- | -2- | -3- | Total | Points Won |
|------|--------------------|----------|-------|-----|-----|-----------|-----------|-----|-----|-----|-------|------------|
| 3 | Carole Peire | 145 | 12484 | 83 | 150 | 211 | 549 | 139 | 149 | 122 | 410 | 46.0 |
| 3 | Trish Carpenter | 147 | 13378 | 90 | 148 | 187 | 500 | 159 | 155 | 154 | 468 | 59.0 |
| 3 | Barbara Vaccarello | 156 | 14613 | 96 | 152 | 204 | 544 | 132 | 167 | 123 | 422 | 37.5 |

4 - Bowlmates Lane 8 Avg=421

| Team | Name | Book Avg | Pins | Gms | Avg | High Game | High Sers | -1- | -2- | -3- | Total | Points Won |
|------|-----------------|----------|-------|-----|-----|-----------|-----------|-----|-----|-----|-------|------------|
| 4 | Henny Shepherd | 138 | 10708 | 75 | 142 | 196 | 522 | 148 | 145 | 156 | 449 | 34.0 |
| 4 | Meleese Seigler | 144 | 12412 | 87 | 142 | 193 | 498 | 154 | 149 | 134 | 437 | 51.0 |
| 4 | Dina Hoffman | 139 | 12001 | 87 | 137 | 197 | 500 | 188 | 135 | 125 | 448 | 20.5 |

5 - Alle Neune Lane 4 Avg=458

| Team | Name | Book Avg | Pins | Gms | Avg | High Game | High Sers | -1- | -2- | -3- | Total | Points Won |
|------|--------------------|----------|-------|-----|-----|-----------|-----------|-----|-----|-----|-------|------------|
| 5 | Petra Kaun | 159 | 15471 | 93 | 166 | 233 | 571 | 161 | 178 | 170 | 509 | 72.0 |
| 5 | Georgett Studnicka | 109 | 10341 | 90 | 114 | 166 | 438 | 103 | 127 | 115 | 345 | 16.0 |
| 5 | Chris Drew | 181 | 15190 | 85 | 178 | 238 | 622 | 213 | 201 | 183 | 597 | 73.0 |

6 - Wrecking Balls Lane 9 Avg=430

| Team | Name | Book Avg | Pins | Gms | Avg | High Game | High Sers | -1- | -2- | -3- | Total | Points Won |
|------|----------------|----------|-------|-----|-----|-----------|-----------|-----|-----|-----|-------|------------|
| 6 | Linda Fenwick | 141 | 12507 | 83 | 150 | 200 | 496 | 170 | 141 | 163 | 474 | 45.0 |
| 6 | Patti Di Luigi | 136 | 4556 | 36 | 126 | 179 | 435 | 104 | 136 | 121 | 361 | 12.0 |
| 6 | Laura Mouzis | 151 | 14846 | 96 | 154 | 212 | 541 | 172 | 153 | 142 | 467 | 43.0 |

7 - Time to Spare Lane 5 Avg=466

| Team | Name | Book Avg | Pins | Gms | Avg | High Game | High Sers | -1- | -2- | -3- | Total | Points Won |
|------|---------------|----------|-------|-----|-----|-----------|-----------|-----|-----|-----|-------|------------|
| 7 | Tess Avila | 160 | 12567 | 81 | 155 | 212 | 551 | 191 | 151 | 153 | 495 | 58.0 |
| 7 | Maria Paier | 158 | 12822 | 81 | 158 | 217 | 554 | 151 | 163 | 105 | 419 | 73.5 |
| 7 | Georgia Garey | — | 14709 | 96 | 153 | 221 | 531 | 163 | 133 | 147 | 443 | 41.5 |

8 - 2 Lefts & A Right Lane 10 Avg=414

| Team | Name | Book Avg | Pins | Gms | Avg | High Game | High Sers | -1- | -2- | -3- | Total | Points Won |
|------|-----------------|----------|-------|-----|-----|-----------|-----------|-----|-----|-----|-------|------------|
| 8 | Debbie Stelle | 123 | 9591 | 72 | 133 | 177 | 483 | | | | 0 | 25.0 |
| 8 | Elaine Mandato | 140 | 11438 | 85 | 134 | 182 | 482 | | | | 0 | 35.5 |
| 8 | Gaynell Jackson | 146 | 13268 | 90 | 147 | 194 | 526 | 185 | 133 | 177 | 495 | 38.5 |

Temporary Substitutes

| Team | Name | Book Avg | Pins | Gms | Avg | High Game | High Sers | -1- | -2- | -3- | Total | Points Won |
|-------------|------------------|---------------------|-------------|------------|------------|----------------------|----------------------|------------|------------|------------|--------------|-----------------------|
| 8 | Fran Briscoe | 159 | 2358 | 15 | 157 | 188 | 486 | 125 | 159 | 158 | 442 | 11.0 |
| 0 | Cindy Dominguez | — | 442 | 3 | 165 | 185 | 442 | | | | 0 | 1.0 |
| 0 | Carol Ellis | 161 | 900 | 6 | bk161 | 173 | 458 | | | | 0 | 3.0 |
| 0 | Sharon Enriquez | 158 | 486 | 3 | bk158 | 171 | 486 | | | | 0 | 2.0 |
| 0 | Barbara Holland | 126 | 4177 | 36 | 116 | 142 | 392 | | | | 0 | 15.0 |
| 0 | Pauline Mengel | 136 | 431 | 3 | bk136 | 163 | 431 | | | | 0 | 1.0 |
| 8 | Patricia Rebbeck | 155 | 858 | 6 | bk155 | 155 | 438 | 132 | 155 | 133 | 420 | 2.0 |
| 0 | Dayve Spencer | 134 | 456 | 3 | bk134 | 174 | 456 | | | | 0 | 2.0 |

Last Week's Top Scores

| Team Scratch Game | |
|--------------------------|------------------|
| 506 | Alle Neune |
| Scratch Game | |
| 213 | Chris Drew |
| 201 | Stacey Tarantino |
| 191 | Tess Avila |
| 188 | Dina Hoffman |
| 185 | Gaynell Jackson |

| Team Scratch Series | |
|----------------------------|------------------|
| 1488 | Lightning (1)(2) |
| Scratch Series | |
| 597 | Chris Drew |
| 536 | Stacey Tarantino |
| 509 | Petra Kaun |
| 500 | Joann Messina |
| 495 | Gaynell Jackson |
| 495 | Tess Avila |

Season High Scores

| Team Scratch Series | |
|----------------------------|---------------|
| 1561 | Time to Spare |
| Scratch Series | |
| 622 | Chris Drew |

| Team Scratch Game | |
|--------------------------|------------------|
| 564 | Lightning (1)(2) |
| Scratch Game | |
| 266 | Sylvia Hedding |

Individual High Averages

178.71 Chris Drew

Most Improved Average

123 to 133.21 = +10.21 Debbie Stelle

High Individual Match Points

73.5 Maria Paier

73 Chris Drew

72 Petra Kaun

Local and Bowling Center Awards

View Standings on the Web

Visit LeagueSecretary.com - This league's ID number is **121982**
 View standings, bowler history, statistics and more. Also check out the Mobile App.
 Visit bowl.com - This league's ID number is **6931**



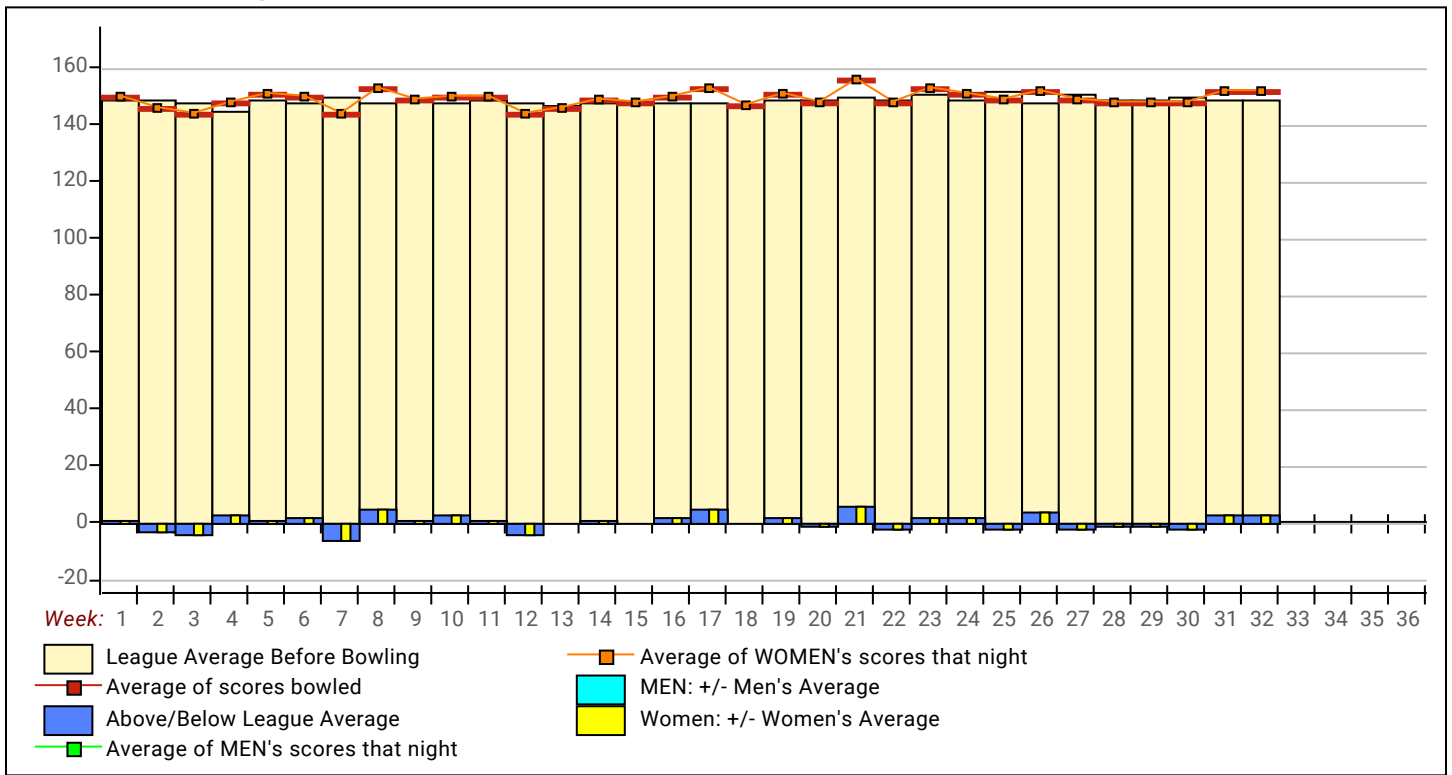
Average List of Regular Team Members

| <u>Name</u> | <u>Pins</u> | <u>Gms</u> | <u>True Average</u> | <u>Name</u> | <u>Pins</u> | <u>Gms</u> | <u>True Average</u> |
|---------------------|-------------|------------|-------------------------|---------------------|-------------|------------|-------------------------|
| Drew, Chris | 15190 | 85 | 178.71 | Messina, Joann | 14381 | 96 | 149.80 |
| Hedding, Sylvia | 14914 | 84 | 177.55 | Hughes, Sandy | 13435 | 90 | 149.28 |
| Logan, Marcia | 16026 | 93 | 172.32 | Carpenter, Trish | 13378 | 90 | 148.64 |
| Kaun, Petra | 15471 | 93 | 166.35 | Jackson, Gaynell | 13268 | 90 | 147.42 |
| Paier, Maria | 12822 | 81 | 158.30 | Shepherd, Henny | 10708 | 75 | 142.77 |
| Avila, Tess | 12567 | 81 | 155.15 | Seigler, Meleese | 12412 | 87 | 142.67 |
| Mouzis, Laura | 14846 | 96 | 154.65 | Hoffman, Dina | 12001 | 87 | 137.94 |
| Garey, Georgia | 14709 | 96 | 153.22 | Mandato, Elaine | 11438 | 85 | 134.56 |
| Vaccarello, Barbara | 14613 | 96 | 152.22 | Stelle, Debbie | 9591 | 72 | 133.21 |
| Fenwick, Linda | 12507 | 83 | 150.69 | Di Luigi, Patti | 4556 | 36 | 126.56 |
| Peire, Carole | 12484 | 83 | 150.41 | Peskin, Pat | 9337 | 74 | 126.18 |
| Tarantino, Stacey | 11274 | 75 | 150.32 | Studnicka, Georgett | 10341 | 90 | 114.90 |

High match Points: All Members of This League

| <u>Name</u> | <u>Points Won</u> | <u>Points Lost</u> | <u>%Won</u> | <u>Name</u> | <u>Points Won</u> | <u>Points Lost</u> | <u>%Won</u> |
|------------------|-----------------------|------------------------|-------------|--------------------|-----------------------|------------------------|-------------|
| Maria Paier | 73.5 | 16.5 | 81.67 % | Barbara Vaccarello | 37.5 | 58.5 | 39.06 % |
| Chris Drew | 73.0 | 21.5 | 77.25 % | Elaine Mandato | 35.5 | 57.5 | 38.17 % |
| Petra Kaun | 72.0 | 24.0 | 75.00 % | Henny Shepherd | 34.0 | 55.0 | 38.20 % |
| Sylvia Hedding | 71.5 | 24.5 | 74.48 % | Pat Peskin | 32.0 | 62.0 | 34.04 % |
| Joann Messina | 68.5 | 27.5 | 71.35 % | Debbie Stelle | 25.0 | 65.0 | 27.78 % |
| Marcia Logan | 62.0 | 34.0 | 64.58 % | Dina Hoffman | 20.5 | 75.5 | 21.35 % |
| Trish Carpenter | 59.0 | 37.0 | 61.46 % | Georgett Studnicka | 16.0 | 80.0 | 16.67 % |
| Tess Avila | 58.0 | 32.0 | 64.44 % | Barbara Holland | 15.0 | 42.0 | 26.32 % |
| Meleese Seigler | 51.0 | 42.0 | 54.84 % | Patti Di Luigi | 12.0 | 27.0 | 30.77 % |
| Sandy Hughes | 49.0 | 47.0 | 51.04 % | Fran Briscoe | 11.0 | 4.0 | 73.33 % |
| Carole Peire | 46.0 | 44.0 | 51.11 % | Carol Ellis | 3.0 | 3.0 | 50.00 % |
| Linda Fenwick | 45.0 | 42.0 | 51.72 % | Sharon Enriquez | 2.0 | 1.0 | 66.67 % |
| Laura Mouzis | 43.0 | 53.0 | 44.79 % | Dayve Spencer | 2.0 | 1.0 | 66.67 % |
| Stacey Tarantino | 42.0 | 45.0 | 48.28 % | Patricia Rebbeck | 2.0 | 4.0 | 33.33 % |
| Georgia Garey | 41.5 | 54.5 | 43.23 % | Cindy Dominguez | 1.0 | 2.0 | 33.33 % |
| Gaynell Jackson | 38.5 | 57.5 | 40.10 % | Pauline Mengel | 1.0 | 2.0 | 33.33 % |

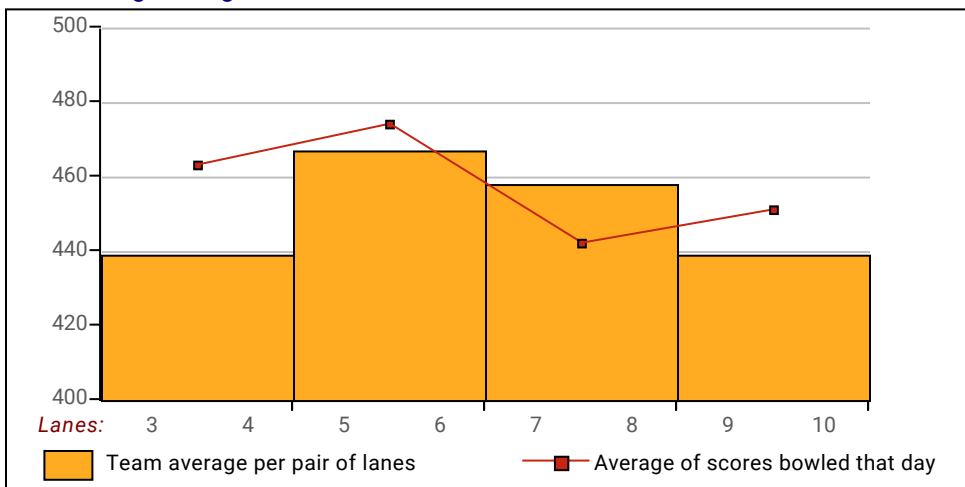
League Average Week-by-Week



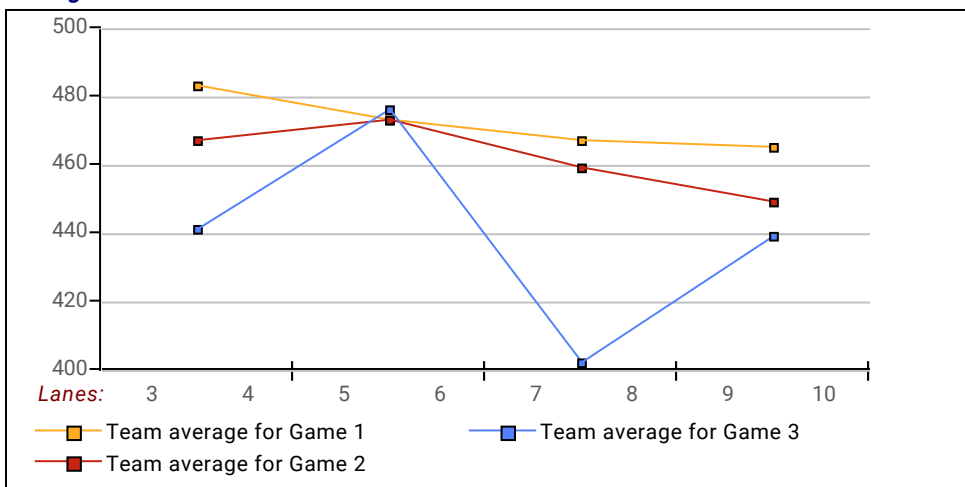
This Week's Statistics

| | <u>Women</u> |
|-----------------------------------|--------------|
| How many people bowled | 23 |
| Number of games bowled | 67 |
| Actual average of week's scores | 152.43 |
| How many games above average | 37 |
| How many games below average | 29 |
| Pins above/below average per game | 3.01 |
| How many people raised average | 15 |
| by this amount | 0.34 |
| How many people went down | 8 |
| by this amount | -1.01 |
| League average before bowling | 149.21 |
| League average after bowling | 149.07 |
| Change in league average | -0.13 |
| 800s | -- |
| 775s | -- |
| 750s | -- |
| 725s | -- |
| 700s | -- |
| 675s | -- |
| 650s | -- |
| 625s | -- |
| 600s | -- |
| 575s | 1 |
| 550s | -- |
| 525s | 1 |
| 500s | 2 |
| 475s | 3 |
| 450s | 4 |
| 425s | 5 |
| 400s | 4 |
| below 400 | 3 |
| 300s | -- |
| 275s | -- |
| 250s | -- |
| 225s | -- |
| 200s | 3 |
| 175s | 7 |
| 150s | 29 |
| 125s | 21 |
| 100s | 7 |
| below 100 | -- |

Team Average vs Avg of Scores



Average of Scores for Each Game



Amount Over/Under Team Average

