

# Mixed Classic Handicap

Wednesday 6:45 pm

## Winnetka Bowl

Lanes 1 - 32

USBC Certification: 455254 Lane Certification: 8846  
 President: Karl Kurtz is on Lane 24 Vice President: Chris Drew is on Lane 2  
 Secretary/Treasurer: Rusty Bryant is on Lane 16

### Team Standings

Place	#	Team Name	1st Part		2nd Part		3rd Part		Year-To-Date	High Game	High Sers	Team Avg
			WON	Place	WON	Place	WON	Place				
1	9	Check's in the Mail	16	22	21 ½	4	17	1	54 ½	1179	3402	1035
2	18	Train Wreck	17	17	17	23	17	2	51	1137	3226	966
3	31	RUFN ME?	21	6	21	6	16	3	58	1194	3381	1031
4	7	5'2 & Above	25	1	18 ½	11	16	4	59 ½	1210	3333	1038
5	2	Terrible Twos	17	20	20	9	16	5	53	1207	3321	1034
6	29	Old But Damn Good	18	15	16	25	16	6	50	1118	3136	988
7	10	Charlie	18	12	17	20	15	7	50	1219	3469	1073
8	27	Pinchi 3.0	17	19	18	15	15	8	50	1160	3208	1031
9	15	Dollar Dave	15 ½	26	18	17	15	9	48 ½	1206	3253	1009
10	23	Friends & Family	12	32	18	18	15	10	45	1111	2997	928
11	26	Put Some Foil On It	16	24	18	14	14	11	48	1133	3221	1013
12	30	Pin Nutz!	17	18	17	22	14	12	48	1210	3175	1006
13	24	Da Bruthas	21	7	18	16	14	13	53	1224	3283	1024
14	5	GOTZZUM	18	13	22 ½	2	13 ½	14	54	1257	3312	1023
15	16	No Ten Pin	23	5	20	10	13	15	56	1075	3062	946
16	12	Waste Management	23	3	21	5	12	16	56	1267	3498	1074
17	13	You Got One Job!	16	25	17	24	12	17	45	1082	3073	939
18	20	You Wouldn't Get It	16	23	15 ½	26	11 ½	18	43	1151	3229	1003
19	1	This Is Boo Sheet 2.0	20	8	22 ½	3	11	19	53 ½	1165	3275	1027
20	8	Team 8	15	27	14 ½	28	11	20	40 ½	1145	3124	975
21	3	Julia's Gonna Be Late...	19	11	15	27	11	21	45	1159	3187	995
22	21	The BlackJacks	14	29	18	13	10	22	42	1163	3369	1026
23	14	No Whammies!!!	13	31	20	8	9	23	42	1182	3252	1031
24	19	Team 19	17 ½	16	20	7	9	24	46 ½	1182	3293	1016
25	32	Where's Effing Jenn	19	10	17	21	9	25	45	1194	3424	1015
26	6	Mr. PBA	18	14	17 ½	19	9	26	44 ½	1098	3141	981
27	4	Orange R us	17	21	11 ½	32	9	27	37 ½	971	2792	855
28	28	Fuh Q Corbin	25	2	18 ½	12	8	28	51 ½	1175	3276	982
29	17	"Ger-ree"	15	28	13 ½	31	8	29	36 ½	1084	3026	955
30	22	(Wo) man on!	20	9	14 ½	29	7	30	41 ½	1103	3100	939
31	11	*Brooklyn Avengers*	14	30	24	1	6	31	44	1103	3190	950
32	25	Woo Hoo!!	23	4	13 ½	30	5	32	41 ½	1201	3400	1081

### Review of Last Week's Bowling.....

Lanes	Team Name	HDCP -1-	HDCP -2-	HDCP -3-	HDCP Total	Last Wk WON	Team Name	HDCP -1-	HDCP -2-	HDCP -3-	HDCP Total	Last Wk WON	
1-2	RUFN ME?	943	1069	991	3003	1	<--->	Mr. PBA	1119	1019	1087	3225	2
3-4	*Brooklyn Avengers*	881	851	980	2712	0	<--->	No Ten Pin	1014	1013	996	3023	3
5-6	Terrible Twos	1045	1064	1048	3157	2	<--->	Pinchi 3.0	986	882	1060	2928	1
7-8	Old But Damn Good	1004	997	992	2993	3	<--->	Friends & Family	948	866	991	2805	0
9-10	(Wo) man on!	979	1069	1094	3142	2	<--->	Team 8	1114	999	930	3043	1
11-12	Julia's Gonna Be Late.	1012	991	978	2981	0	<--->	Check's in the Mail	1076	1018	979	3073	3
13-14	Train Wreck	902	1097	1078	3077	2	<--->	Team 19	1038	920	1046	3004	1
15-16	Woo Hoo!!	1026	1086	1072	3184	1	<--->	No Whammies!!!	1089	1080	1112	3281	2
17-18	Orange R us	965	856	934	2755	0	<--->	"Ger-ree"	967	961	1012	2940	3
19-20	5'2 & Above	1069	1183	1076	3328	3	<--->	Charlie	1029	1098	1060	3187	0
21-22	Where's Effing Jenn	974	1025	1022	3021	1	<--->	Waste Management	1062	1128	1014	3204	2
23-24	Pin Nutz!	1041	1006	1005	3052	3	<--->	The BlackJacks	912	989	969	2870	0
25-26	This Is Boo Sheet 2.0	1001	980	1072	3053	1	<--->	Fuh Q Corbin	1059	1121	992	3172	2
27-28	You Got One Job!	1010	1019	883	2912	1	<--->	Dollar Dave	1129	970	956	3055	2
29-30	Put Some Foil On It	1004	980	912	2896	0	<--->	Da Bruthas	1016	1046	946	3008	3
31-32	GOTZZUM	1020	1101	1026	3147	1 ½	<--->	You Wouldn't Get It	1020	977	1046	3043	1 ½

### Lane Assignments

	1-2	3-4	5-6	7-8	9-10	11-12	13-14	15-16	17-18	19-20	21-22	23-24	25-26	27-28	29-30	31-32
Wk33 04/17	11-29	22-31	3-19	6-14	18-16	27-25	8-2	23-9	10-21	28-17	15-24	4-5	26-7	32-20	1-12	30-13
Wk34 04/24	25-8	23-19	14-22	3-16	27-6	29-18	11-9	2-31	1-20	24-30	28-5	7-15	4-32	26-21	13-10	12-17
Wk35 05/01	Position Round- Start Lane - 1															

**Strike Pot**

\$2320.00

**IMPORTANT REMINDERS!**

The summer league is now forming. A minimum of 3 of the 5 bowlers on the current roster must bowl in the summer league together to guarantee a team spot for the 2024-25 fall-winter season. Please see Rusty or Karl to sign up for the summer league.

Our league rules state that a bowler may not be in arrears in bowling fees more than \$70 (2 weeks). If you are more than \$70 in arrears please pay your shortages tonight. Thank you.

**Team Rosters**

**1 - This Is Boo Sheet 2.0** Lane 29 HDCP=42 Avg=1027

Team	Name	Book Avg	Pins Gms	Avg	High Game	High Sers	-1-	-2-	-3-	Total
1	Anthony Sharpsteen	206	19527 95	205	279	709	148	205	232	585
1	Keith Krolak	---	12448 63	197	278	672	204	193	198	595
1	Joe Macklin	199	18022 89	202	278	740	205	218	172	595
1	Mike Wilson	195	15666 75	208	279	708				0
1	Tom Everitt	223	18750 87	215	297	719	209	195	268	672
1	Dusty Johnson	182	4070 23	176	244	596				0

**2 - Terrible Twos** Lane 14 HDCP=0 Avg=1034

Team	Name	Book Avg	Pins Gms	Avg	High Game	High Sers	-1-	-2-	-3-	Total
2	Clinton Clark	175	18286 90	203	279	734	232	211	227	670
2	Joshua Frazier	184	15222 78	195	278	699	157	244	199	600
2	Ray Stoy	195	18083 96	188	269	721	187	176	190	553
2	Aaron Thaler	228	10429 45	231	290	758	a221	a221	a221	663
2	Jerome Robinson	216	19557 90	217	279	741	248	212	211	671

**3 - Julia's Gonna Be Late...** Lane 5 HDCP=18 Avg=995

Team	Name	Book Avg	Pins Gms	Avg	High Game	High Sers	-1-	-2-	-3-	Total
3	Chris Bui	189	18417 93	198	265	678	190	213	160	563
3	Jose Sierra	---	14702 81	181	254	681	170	170	158	498
3	Julia Frias	217	17828 81	220	279	751	227	202	257	686
3	Darwin Rubio	199	18651 93	200	289	710	202	183	180	565
3	Denny Jiramoree	197	16544 84	196	300	724	a186	a186	a186	558

**4 - Orange Rus** Lane 23 HDCP=151 Avg=855

Team	Name	Book Avg	Pins Gms	Avg	High Game	High Sers	-1-	-2-	-3-	Total
4	Leonor Bermeo	150	12072 87	138	201	522	136	87	138	361
4	Marvin Haywood	166	14125 87	162	207	555	189	151	158	498
4	Rosa Oliva-Ramirez	163	13370 81	165	210	558	157	144	184	485
4	Tom Miller	183	14535 84	173	248	598				0
4	Jose Gutierrez	216	18891 87	217	277	769	213	202	213	628

**5 - GOTZZUM** Lane 24 HDCP=0 Avg=1023

Team	Name	Book Avg	Pins Gms	Avg	High Game	High Sers	-1-	-2-	-3-	Total
5	Chuck Hansen	199	12235 63	194	265	684	224	212	198	634
5	Dwayne Edwards	204	17848 90	198	288	693	198	201	177	576
5	Dan Onestinghel	192	16376 87	188	248	662	184	248	189	621
5	Johnnie Englehart	216	20013 90	222	300	786	256	206	238	700
5	Karl Kurtz	227	21231 96	221	289	748	158	234	224	616

**6 - Mr. PBA** Lane 7 HDCP=45 Avg=981

Team	Name	Book Avg	Pins Gms	Avg	High Game	High Sers	-1-	-2-	-3-	Total
6	Mike Cohen	186	17339 90	192	266	702	218	179	210	607
6	Anthony Khoury	---	17351 92	188	257	683	166	139	195	500
6	Mark Porter	206	16892 82	206	269	740	237	243	175	655
6	Di-onte Smith	199	14911 75	198	267	710	253	208	226	687
6	Jack Roquemore	193	14839 75	197	267	710	198	203	234	635

**7 - 5'2 & Above** Lane 26 HDCP=0 Avg=1038

Team	Name	Book Avg	Pins Gms	Avg	High Game	High Sers	-1-	-2-	-3-	Total
7	Jacey Opiana	201	19285 93	207	267	713	198	199	222	619
7	Tyler Minami	182	19562 93	210	300	736	179	279	224	682
7	Emmanuel Dizon	214	19668 93	211	268	711	179	233	234	646
7	Nathan de Leon	202	19707 96	205	267	719	226	204	182	612
7	Jeisler Salunga	206	19146 93	205	277	705	255	236	182	673

**8 - Team 8** Lane 13 HDCP=53 Avg=975

Team	Name	Book Avg	Pins Gms	Avg	High Game	High Sers	-1-	-2-	-3-	Total
8	Steve Fogel	206	19671 93	211	268	733	235	180	183	598
8	Don Lollar	187	14311 75	190	265	656	247	211	190	648
8	Kerry Stringfellow	176	11663 69	169	255	665	190	170	178	538
8	Ray Plasse	192	18189 90	202	269	719	225	224	164	613
8	Paul Gage	198	18292 90	203	279	730	217	214	215	646

9 - Check's in the Mail Lane 16 HDCP=0 Avg=1035

Team	Name	Book Avg	Pins	Gms	Avg	High Game	High Sers	-1-	-2-	-3-	Total
9	Duane Koyano	216	18728	87	215	278	785	214	235	211	660
9	Michael Hara	180	14910	81	184	254	680	212	167	156	535
9	Setu Molia	200	20038	96	208	295	817	181	200	181	562
9	Jay Bejar Jr	211	20411	93	219	279	731	223	223	247	693
9	Rusty Bryant	214	18898	90	209	280	758	246	193	184	623
9	Mike Willis	212	2533	12	211	258	653				0

10 - Charlie Lane 17 HDCP=0 Avg=1073

Team	Name	Book Avg	Pins	Gms	Avg	High Game	High Sers	-1-	-2-	-3-	Total
10	Kevin Duran	210	19288	93	207	279	731	189	211	175	575
10	Tim Shope	213	20801	96	216	289	743	232	235	188	655
10	Shawn Switzer	210	19169	90	212	288	737	223	236	217	676
10	Jeremy Pearson	217	20740	96	216	299	717	193	168	257	618
10	Jon Pearlstein	212	19373	87	222	298	777	192	248	223	663

11 - \*Brooklyn Avengers\* Lane 1 HDCP=34 Avg=950

Team	Name	Book Avg	Pins	Gms	Avg	High Game	High Sers	-1-	-2-	-3-	Total
11	Mars Pichay	150	12456	84	148	210	492	130	138	134	402
11	Devin Koba	178	18723	93	201	300	715	202	159	174	535
11	Marcel Pichay	191	16359	87	188	269	692	159	128	237	524
11	Avin Carolino	215	20242	96	210	279	741	199	225	256	680
11	Marc de Leon	191	18336	90	203	279	704				0

12 - Waste Management Lane 30 HDCP=0 Avg=1074

Team	Name	Book Avg	Pins	Gms	Avg	High Game	High Sers	-1-	-2-	-3-	Total
12	Earl Enero	197	20671	96	215	290	764	225	214	200	639
12	David Palacio	198	18666	93	200	269	713	236	234	180	650
12	Rich Morrow Jr	204	16616	81	205	288	731	199	243	195	637
12	John Thoman	216	18925	87	217	300	739				0
12	Justin Pluchino	243	22839	96	237	300	856	222	279	213	714

13 - You Got One Job! Lane 32 HDCP=60 Avg=939

Team	Name	Book Avg	Pins	Gms	Avg	High Game	High Sers	-1-	-2-	-3-	Total
13	Kevin McNeal	192	18222	93	195	288	737	211	202	137	550
13	Jorge Benitez	161	15926	89	178	245	637	174	163	153	490
13	Ernie Barreto	177	12473	72	173	245	584	177	170	166	513
13	Mo Thomas Jr.	178	17001	90	188	268	670	180	209	180	569
13	Joe Fonvergne	206	19720	96	205	289	735	208	215	187	610

14 - No Whammies!!! Lane 8 HDCP=0 Avg=1031

Team	Name	Book Avg	Pins	Gms	Avg	High Game	High Sers	-1-	-2-	-3-	Total
14	Jeremy Davis	211	15975	72	221	280	749	233	214	267	714
14	Lon Gruen	199	18482	92	200	290	674	211	198	214	623
14	Bobby Ballard	198	5327	27	197	235	639	a187	a187	a187	561
14	Darryl Epps	191	12931	69	187	255	635	179	233	185	597
14	Jesse Chastain	231	18310	81	226	300	758	232	201	212	645

15 - Dollar Dave Lane 21 HDCP=13 Avg=1009

Team	Name	Book Avg	Pins	Gms	Avg	High Game	High Sers	-1-	-2-	-3-	Total
15	Leeanne Jilek	202	13147	63	208	277	704	193	226	201	620
15	Dave Dubois	189	14496	78	185	266	654	266	213	175	654
15	James Buchmann	186	12761	65	196	277	691	199	171	210	580
15	Michael Delong	192	19315	96	201	268	723	213	150	189	552
15	Anthony Dancel	223	19062	87	219	279	752	258	210	181	649
15	Pat Jilek	163	8907	57	156	202	533				0

16 - No Ten Pin Lane 10 HDCP=18 Avg=946

Team	Name	Book Avg	Pins	Gms	Avg	High Game	High Sers	-1-	-2-	-3-	Total
16	George Ritter	175	16664	93	179	242	651	168	153	166	487
16	Kenneth Morita	183	17758	96	184	247	647	196	171	200	567
16	Richard Taylor	192	18240	93	196	267	686	259	225	202	686
16	John Di Pietro Sr.	186	3320	18	184	226	617	190	196	151	537
16	Kyle Revilla	184	18132	89	203	287	746	201	268	277	746
16	John Jaszarowski	189	1110	6	bk189	235	561				0

17 - "Ger-ree" Lane 20 HDCP=24 Avg=955

Team	Name	Book Avg	Pins	Gms	Avg	High Game	High Sers	-1-	-2-	-3-	Total
17	Gerry Chinn (Rh)	164	15055	90	167	244	617	146	155	236	537
17	Juan Bermeo	188	18241	96	190	277	657	153	189	182	524
17	Joe Micheri	201	18451	93	198	257	700	235	208	213	656
17	Joe Garcia	199	17136	87	196	265	650	202	193	155	550
17	Marty Petty	203	19676	96	204	267	707	231	216	226	673

18 - Train Wreck Lane 9 HDCP=0 Avg=966

Team	Name	Book Avg	Pins	Gms	Avg	High Game	High Sers	-1-	-2-	-3-	Total
18	Tom Leigh	201	12738	64	199	268	790	169	i168	a189	526
18	John Rose	185	17395	93	187	279	663	190	224	235	649
18	Doug Baillie	197	16659	87	191	279	708	163	176	213	552
18	Tony Pensanti	193	17988	93	193	257	679	150	224	191	565
18	Robert Cohen	203	17670	90	196	265	677	183	258	203	644
18	Ruben Sarkissian	197	7383	35	210	279	725				0

19 - Team 19 Lane 6 HDCP=0 Avg=1016

Team	Name	Book Avg	Pins	Gms	Avg	High Game	High Sers	-1-	-2-	-3-	Total
19	Bryan Cooke	204	18775	90	208	279	738	190	194	226	610
19	Ellis Starks	185	13564	72	188	259	678	180	151	174	505
19	Adam Kovalsky	194	17564	90	195	279	691	213	171	195	579
19	Alex Gutierrez	204	17184	78	220	279	760	a210	a210	a210	630
19	Jeff Owens	207	19761	96	205	269	733	245	194	241	680

20 - You Wouldn't Get It Lane 28 HDCP=10 Avg=1003

Team	Name	Book Avg	Pins	Gms	Avg	High Game	High Sers	-1-	-2-	-3-	Total
20	Colby Michaels	204	16066	74	217	277	750	a207	a207	a207	621
20	Tracy Campbell	170	13464	81	166	222	616				0
20	Alex Schwartz	208	14466	72	200	258	724	234	161	237	632
20	Joel Andrade	190	19138	93	205	279	680				0
20	Kevin Rodriguez	194	16842	78	215	286	774				0

21 - The BlackJacks Lane 18 HDCP=42 Avg=1026

Team	Name	Book Avg	Pins	Gms	Avg	High Game	High Sers	-1-	-2-	-3-	Total
21	Jimmy Bridges	199	18776	87	215	290	789	181	193	161	535
21	Gary Markowitz	217	20169	92	219	276	779	216	192	245	653
21	Kevin Fatherree	184	17021	96	177	245	649	153	171	176	500
21	Russell Ching	193	17929	93	192	248	654	173	186	166	525
21	Howard Horowitz	218	21445	96	223	289	756	189	247	221	657

22 - (Wo) man on! Lane 3 HDCP=82 Avg=939

Team	Name	Book Avg	Pins	Gms	Avg	High Game	High Sers	-1-	-2-	-3-	Total
22	Monise Kelly	180	16114	87	185	251	646				0
22	Russel Monroe	178	16858	96	175	248	654	150	161	169	480
22	Ken Oliver	181	16867	93	181	254	635	165	176	193	534
22	David Jaques	194	19152	96	199	276	722	225	246	232	703
22	Jeff Stitz	200	18529	93	199	278	777	203	193	244	640

23 - Friends & Family Lane 15 HDCP=96 Avg=928

Team	Name	Book Avg	Pins	Gms	Avg	High Game	High Sers	-1-	-2-	-3-	Total
23	Shawn Dier	194	15919	78	204	300	702	159	225	224	608
23	Arron Johnson	150	11199	72	155	226	555	154	127	150	431
23	Bonaventure Butts Jr	180	14081	78	180	267	684	176	154	199	529
23	Hunter Fowble	188	18226	96	189	267	671	202	148	176	526
23	Bonaventure Butts Sr	209	18034	90	200	269	723	205	160	190	555

24 - Da Bruthas Lane 22 HDCP=0 Avg=1024

Team	Name	Book Avg	Pins	Gms	Avg	High Game	High Sers	-1-	-2-	-3-	Total
24	Ronnie Young Jr	203	17799	89	199	289	730	178	184	182	544
24	DeLeon Howard III	178	17517	92	190	288	789	229	191	153	573
24	Terry Posey	---	8446	42	201	275	684	a191	a191	a191	573
24	Ellis Trotter	209	19632	93	211	300	777	185	235	212	632
24	Randall Williams	217	21447	96	223	300	813	233	245	208	686

25 - Woo Hoo!! Lane 12 HDCP=0 Avg=1081

Team	Name	Book Avg	Pins	Gms	Avg	High Game	High Sers	-1-	-2-	-3-	Total
25	Kyler Orosco	227	17798	75	237	300	826	192	267	237	696
25	Dave Schettini	207	17858	84	212	269	753	170	224	197	591
25	Akayla Orosco	—	5288	27	195	245	681	192	191	189	572
25	Frank Chiodo	209	19819	93	213	298	736	235	243	258	736
25	Tony Zuniga	222	20169	90	224	300	774	237	161	191	589
25	Windy Campbell	174	9005	54	166	225	603				0

26 - Put Some Foil On It Lane 25 HDCP=22 Avg=1013

Team	Name	Book Avg	Pins	Gms	Avg	High Game	High Sers	-1-	-2-	-3-	Total
26	Amy Lew	156	15365	90	170	216	597	181	132	135	448
26	Bill Lew	200	19747	96	205	267	685	180	180	181	541
26	John Ross	207	19916	96	207	277	699	196	185	202	583
26	Stephen Warren	217	20168	93	216	300	748	216	233	182	631
26	Adam Lew	216	18314	85	215	278	747	223	242	204	669

27 - Pinchi 3.0 Lane 11 HDCP=45 Avg=1031

Team	Name	Book Avg	Pins	Gms	Avg	High Game	High Sers	-1-	-2-	-3-	Total
27	Kevin Ngo	227	10275	48	214	268	731				0
27	Larry Manlapit	208	7122	36	197	258	703	205	203	203	611
27	Jesse Gutierrez	199	17718	87	203	261	727	215	136	204	555
27	Oscar Padilla	202	16738	81	206	278	696	238	205	202	645
27	Adrian Florian	211	19043	90	211	280	758	148	159	268	575

28 - Fuh Q Corbin Lane 19 HDCP=0 Avg=982

Team	Name	Book Avg	Pins	Gms	Avg	High Game	High Sers	-1-	-2-	-3-	Total
28	Neema Khazaie	212	18823	88	213	279	749	174	216	214	604
28	Kristen Carroll	156	11549	72	160	210	603				0
28	Brent Brehm	192	18348	96	191	256	673	214	202	186	602
28	David Molina	193	15261	75	203	298	670	214	236	187	637
28	Ryan Lunsford	207	20040	93	215	289	724	233	258	227	718

29 - Old But Damn Good Lane 2 HDCP=0 Avg=988

Team	Name	Book Avg	Pins	Gms	Avg	High Game	High Sers	-1-	-2-	-3-	Total
29	Terry Walker	191	16946	90	188	247	670	203	237	180	620
29	Bud Brechbill	214	17997	87	206	257	706	226	257	223	706
29	Chris Drew	178	16081	89	180	231	627	159	171	183	513
29	San Mitchell	193	18090	93	194	279	682	214	161	222	597
29	Craig Kisro	229	20510	93	220	287	776	202	171	184	557

30 - Pin Nutz! Lane 31 HDCP=0 Avg=1006

Team	Name	Book Avg	Pins	Gms	Avg	High Game	High Sers	-1-	-2-	-3-	Total
30	Colby Noji	220	20109	93	216	288	737	228	201	199	628
30	Dorothy Bell	170	16214	96	168	224	585	179	173	180	532
30	Clint Noji	182	18262	96	190	252	653	146	210	167	523
30	John McDonough	207	18123	84	215	290	756	245	200	225	670
30	Patrick Michaels	226	20927	96	217	300	740	224	203	215	642

31 - RUFN ME? Lane 4 HDCP=0 Avg=1031

Team	Name	Book Avg	Pins	Gms	Avg	High Game	High Sers	-1-	-2-	-3-	Total
31	James Heylek	196	18982	96	197	259	714	203	180	221	604
31	Ted Nagy	189	17390	90	193	252	716	159	243	189	591
31	Sina Bonabi	195	19850	96	206	268	699	173	200	180	553
31	Blake Jozwiakowski	211	21075	96	219	299	762	217	199	187	603
31	David Feinberg	210	20149	93	216	279	747	191	247	214	652

32 - Where's Effing Jenn Lane 27 HDCP=0 Avg=1015

Team	Name	Book Avg	Pins	Gms	Avg	High Game	High Sers	-1-	-2-	-3-	Total
32	Jennifer Kennick	203	11100	53	209	279	735				0
32	Noemi Ketchum	170	13657	87	156	221	556	194	178	147	519
32	Garey Mark	207	15481	69	224	299	814				0
32	Ron Anderson	215	17360	81	214	290	795	193	230	200	623
32	Greg Kennick	215	19123	90	212	279	748				0

**Temporary Substitutes**

**Men**

Team	Name	Book Avg	Pins Gms	Avg	High Game	High Sers	-1-	-2-	-3-	Total
0	Reigh Abaoag	218	676	3	bk218	236				0
0	Nick Ackley	196	2764	15	184	218				0
0	Stan Agaza	185	2607	12	217	288				0
0	Fred Altieri	188	1686	9	187	205				0
0	Alvin Bailon	207	1306	6	bk207	248				0
0	Clifford Baltazar	207	2426	12	202	248				0
0	Mer Bautista	186	546	3	bk186	190				0
0	Steve Belilove	171	539	3	bk171	208				0
0	Nino Brown	—	669	3	190	234				0
0	Peter Brown	189	1446	8	bk189	204				0
0	Paul Chong	154	1147	6	bk154	244				0
11	Jarren Contreras	173	508	3	bk173	180	170	180	158	508
0	Scott Critchfield	220	2019	9	224	258				0
0	William C. Delong	144	387	3	bk144	144				0
0	Thomas Eder	187	3461	18	192	258				0
0	Tim Edwards	172	509	3	bk172	178				0
20	Amir Esmaili	205	1942	9	215	267	207	225	238	670
0	Haydn Fowble	182	1021	6	bk182	203				0
0	Clint Frazer	209	2670	12	222	277				0
0	Karl Gatmaitan	185	1624	9	180	268				0
32	Denny Griffin	207	8163	39	209	255	182	208	195	585
0	Bryan Guerrero Rodriguez	174	607	3	bk174	224				0
0	Jerome Hampton	200	1068	6	bk200	196				0
0	Henry Harris	209	2486	12	207	257				0
0	Andrew Hernandez	—	515	3	190	215				0
0	Anthony Hernandez	198	3314	15	220	274				0
22	Daniel Holland	213	3800	18	211	279	222	279	242	743
0	Neil Inman	215	585	3	bk215	238				0
32	Steve Jacobson	198	599	3	bk198	216	192	191	216	599
0	Saul Jenkins	188	12274	63	194	252				0
20	Darrin Johnson	174	496	3	bk174	186	133	177	186	496
0	Tonio Lacson	—	1645	9	182	235				0
0	Brody LaRose	203	564	3	bk203	193				0
0	Bing Tre Lau III	200	656	3	bk200	256				0
0	Eric Lorback	196	591	3	bk196	211				0
0	Michael Martin II	197	1940	9	215	278				0
0	Hugo Martinez	177	1661	9	184	227				0
0	Michael Minter	171	8237	45	183	263				0
0	Chris Mintz-Plasse	179	687	3	bk179	263				0
0	Jerry More	—	493	3	190	181				0
0	Dan Musselman	198	1760	9	195	224				0
0	Ryan Nishimoto	200	5094	24	212	299				0
0	Kraig Orosco	198	6973	36	193	279				0
0	Kurt Osterheldt	—	6370	30	212	297				0
0	Robert Paige	—	543	3	190	223				0
0	Adam Parcelli	194	1193	6	bk194	235				0
0	Adrian Pelayo	202	3423	15	228	279				0
0	Caleb Pelone	173	533	3	bk173	191				0
27	Jerome Pereyra	197	11872	63	188	279	159	158	162	479
0	James Recto	179	3722	21	177	227				0
0	Patrick Reed Sr	204	532	3	bk204	216				0
28	Brian Reynolds	—	611	3	190	224	224	209	178	611
32	Mario Rodriguez	213	9125	42	217	300	195	200	246	641
0	Johnny Rojas	215	1190	6	bk215	223				0
0	Tony Royster Jr	—	566	3	190	193				0
0	Adam Seligman	214	669	3	bk214	253				0
0	Tom Sykes	193	0	0	bk193	0				0
0	Shawn Tamjidi	207	1334	6	bk207	268				0
1	William Wales	190	8657	45	192	237	235	169	202	606
0	Cory Williams	—	1039	6	190	217				0

**Women**

Team	Name	Book Avg	Pins	Gms	Avg	High Game	High Sers	-1-	-2-	-3-	Total
0	Pat Cornish	—	962	6	170	218	532				0
0	Mozelle Cruz	—	439	3	170	165	439				0
20	Brittney Gonzalez	154	875	6	bk154	176	440	176	144	115	435
0	Carmen Hofstra	171	1144	6	bk171	222	608				0
0	Nikkita Mitchell	181	542	3	bk181	216	542				0
0	Kayla Molia	—	1675	9	186	243	596				0
4	Flory Oliva	157	979	6	bk157	204	502	168	170	139	477
0	Brittany Page	208	668	3	bk208	263	668				0
0	Gail Rodgers	188	2158	12	179	235	571				0
0	Darlene Somers	151	868	6	bk151	170	435				0
12	Dyanne Thoman	—	2472	15	164	226	564	180	158	226	564
0	Jaelyn Thoman	187	8024	42	191	231	611				0
0	Jill Williamson	173	2627	15	175	214	576				0



**Last Week's Top Scores**

Team Handicap Game			Team Handicap Series		
1183 5'2 & Above			3328 5'2 & Above		
	Scratch Game	Scratch Series	Handicap Game	Handicap Series	
<b>Men</b>	279 Tyler Minami	746 Kyle Revilla	307 Dave Dubois	821 Kyle Revilla	
	279 Daniel Holland	743 Daniel Holland	302 Kyle Revilla	787 David Jaques	
	279 Justin Pluchino	736 Frank Chiodo	297 Tyler Minami	784 Frank Chiodo	
	277 Kyle Revilla	718 Ryan Lunsford	293 Gerry Chinn (Rh)	779 Richard Taylor	
	268 Tom Everitt	714 Justin Pluchino	290 Richard Taylor	777 Dave Dubois	
	268 Adrian Florian	714 Jeremy Davis			
<b>Women</b>	257 Julia Frias	686 Julia Frias	266 Julia Frias	717 Noemi Ketchum	
	226 Dyanne Thoman	620 Leeanne Jilek	260 Noemi Ketchum	713 Julia Frias	
	226 Leeanne Jilek	619 Jacey Opiana	254 San Mitchell	697 Dorothy Bell	
	222 San Mitchell	597 San Mitchell	245 Leeanne Jilek	693 San Mitchell	
	222 Jacey Opiana	572 Akayla Orosco	242 Rosa Oliva-Ramirez	679 Jacey Opiana	
			242 Jacey Opiana		

**Season High Scores**

Team Handicap Series			Team Handicap Game		
3535 Train Wreck			1267 Waste Management		
	Scratch Series	Scratch Game	Handicap Series	Handicap Game	
<b>Men</b>	856 Justin Pluchino	300 Ellis Trotter	903 DeLeon Howard III	326 Shawn Dier	
		300 Tyler Minami			
		300 Devin Koba			
		300 Kyler Orosco			
		300 Patrick Michaels			
		300 Randall Williams			
		300 Stephen Warren			
		300 Johnnie Englehart			
		300 John Thoman			
		300 Jesse Chastain			
		300 Denny Jiramoree			
		300 Tony Zuniga			
		300 Shawn Dier			
<b>Women</b>	751 Julia Frias	279 San Mitchell	799 Tracy Campbell	309 San Mitchell	

**Individual High Averages**

<b>Men</b>	237.91 Justin Pluchino
<b>Women</b>	220.10 Julia Frias

**Most Improved Average**

<b>Men</b>	182 to 210.34 = +28.34 Tyler Minami	<b>Women</b>	156 to 170.72 = +14.72 Amy Lew
------------	-------------------------------------	--------------	--------------------------------

**Local and Bowling Center Awards**

Name	Award Score	Award Received	Name	Award Score	Award Received
Dave Dubois	654	100 Pins Over Average - Series (GLAC US	Tyler Minami	279	275-289 Game (GLAC USBC)
	266	75 Pins Over Average - Game (GLAC USBC)	Justin Pluchino	279	275-289 Game (GLAC USBC)
	266	250 Game (GLAC USBC)	Kyle Revilla	277	275-289 Game (GLAC USBC)
Daniel Holland	743	100 Pins Over Average - Series (GLAC US	Dyanne Thoman	226	50 Pins Over Average - Game (GLAC U
	279	275-289 Game (GLAC USBC)		226	225 Game (GLAC USBC)
	279	75 Pins Over Average - Game (GLAC USBC)			

**View Standings on the Web**

Visit [LeagueSecretary.com](http://LeagueSecretary.com) - This league's ID number is 121911  
 Visit [bowl.com](http://bowl.com) - This league's ID number is 32078

**Last Week's Top Game Scores**

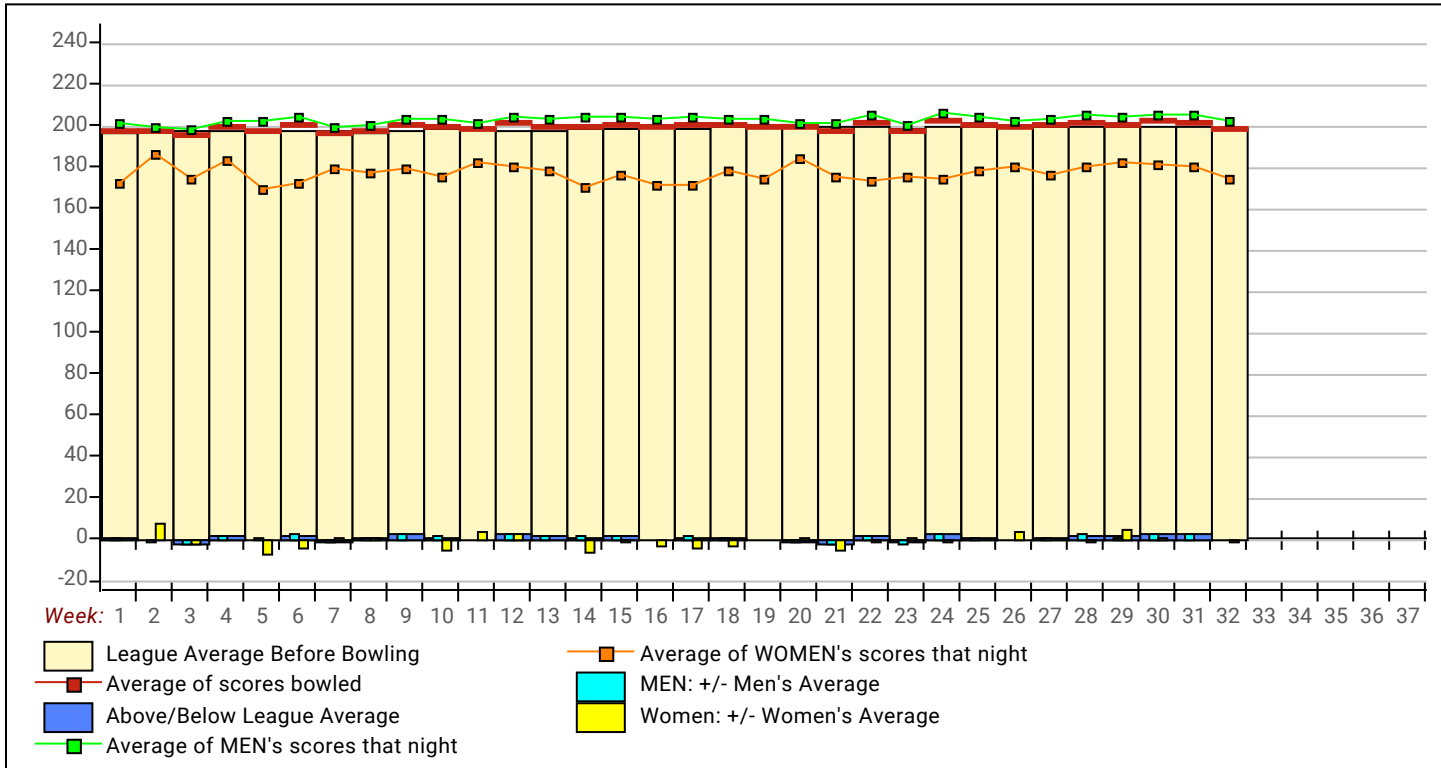
<b>Men</b>	Game 1 SCR	266	Dave Dubois	259	Richard Taylor	258	Anthony Dancel
<b>Women</b>	Game 1 SCR	227	Julia Frias	214	San Mitchell	198	Jacey Opiana
<b>Men</b>	Game 2 SCR	279	Tyler Minami	279	Daniel Holland	279	Justin Pluchino
<b>Women</b>	Game 2 SCR	226	Leeanne Jilek	202	Julia Frias	199	Jacey Opiana
<b>Men</b>	Game 3 SCR	277	Kyle Revilla	268	Tom Everitt	268	Adrian Florian
<b>Women</b>	Game 3 SCR	257	Julia Frias	226	Dyanne Thoman	222	San Mitchell 222 Jacey Opiana
<b>Men</b>	Game 1 HDCP	307	Dave Dubois	290	Richard Taylor	283	Don Lollar
<b>Women</b>	Game 1 HDCP	260	Noemi Ketchum	246	San Mitchell	244	Brittney Gonzalez
<b>Men</b>	Game 2 HDCP	303	Daniel Holland	297	Tyler Minami	293	Kyle Revilla
<b>Women</b>	Game 2 HDCP	245	Leeanne Jilek	244	Noemi Ketchum	235	Flory Oliva
<b>Men</b>	Game 3 HDCP	302	Kyle Revilla	293	Gerry Chinn (Rh)	284	Adrian Florian
<b>Women</b>	Game 3 HDCP	289	Dyanne Thoman	266	Julia Frias	254	San Mitchell

**Average List of Regular Team Members**

<u>Name</u>	<u>Pins</u>	<u>Gms</u>	<u>True Average</u>	<u>Name</u>	<u>Pins</u>	<u>Gms</u>	<u>True Average</u>
Pluchino, Justin	22839	96	237.91	Plasse, Ray	18189	90	202.10
Orosco, Kyle	17798	75	237.31	Koba, Devin	18723	93	201.32
Thaler, Aaron	10429	45	231.76	Delong, Michael	19315	96	201.20
Chastain, Jesse	18310	81	226.05	Posey, Terry	8446	42	201.10
Mark, Garey	15481	69	224.36	Schwartz, Alex	14466	72	200.92
Zuniga, Tony	20169	90	224.10	Gruen, Lon	18482	92	200.89
Williams, Randall	21447	96	223.41	Palacio, David	18666	93	200.71
Horowitz, Howard	21445	96	223.39	Rubio, Darwin	18651	93	200.55
Pearlstein, Jon	19373	87	222.68	Butts Sr, Bonaventure	18034	90	200.38
Englehart, Johnnie	20013	90	222.37	Young Jr, Ronnie	17799	89	199.99
Davis, Jeremy	15975	72	221.88	Jaques, David	19152	96	199.50
Kurtz, Karl	21231	96	221.16	Stitz, Jeff	18529	93	199.24
Kisro, Craig	20510	93	220.54	Leigh, Tom	12738	64	199.03
Gutierrez, Alex	17184	78	220.31	Smith, Di-onte	14911	75	198.81
Frias, Julia	17828	81	220.10	Micheri, Joe	18451	93	198.40
Jozwiakowski, Blake	21075	96	219.53	Edwards, Dwayne	17848	90	198.31
Bejar Jr, Jay	20411	93	219.47	Bui, Chris	18417	93	198.03
Markowitz, Gary	20169	92	219.23	Roquemore, Jack	14839	75	197.85
Dancel, Anthony	19062	87	219.10	Manlapit, Larry	7122	36	197.83
Michaels, Patrick	20927	96	217.99	Heylek, James	18982	96	197.73
Thoman, John	18925	87	217.53	Krolak, Keith	12448	63	197.59
Robinson, Jerome	19557	90	217.30	Ballard, Bobby	5327	27	197.30
Gutierrez, Jose	18891	87	217.14	Garcia, Joe	17136	87	196.97
Michaels, Colby	16066	74	217.11	Jiramoree, Denny	16544	84	196.95
Warren, Stephen	20168	93	216.86	Cohen, Robert	17670	90	196.33
Shope, Tim	20801	96	216.68	Buchmann, James	12761	65	196.32
Feinberg, David	20149	93	216.66	Taylor, Richard	18240	93	196.13
Noji, Colby	20109	93	216.23	McNeal, Kevin	18222	93	195.94
Pearson, Jeremy	20740	96	216.04	Orosco, Akayla	5288	27	195.85
Rodriguez, Kevin	16842	78	215.92	Kovalsky, Adam	17564	90	195.16
Bridges, Jimmy	18776	87	215.82	Frazier, Joshua	15222	78	195.15
McDonough, John	18123	84	215.75	Mitchell, San	18090	93	194.52
Everitt, Tom	18750	87	215.52	Hansen, Chuck	12235	63	194.21
Lunsford, Ryan	20040	93	215.48	Pensanti, Tony	17988	93	193.42
Lew, Adam	18314	85	215.46	Nagy, Ted	17390	90	193.22
Enero, Earl	20671	96	215.32	Ching, Russell	17929	93	192.78
Koyano, Duane	18728	87	215.26	Cohen, Mike	17339	90	192.66
Anderson, Ron	17360	81	214.32	Baillie, Doug	16659	87	191.48
Ngo, Kevin	10275	48	214.06	Brehm, Brent	18348	96	191.13
Khazaie, Neema	18823	88	213.90	Lollar, Don	14311	75	190.81
Chiodo, Frank	19819	93	213.11	Howard III, DeLeon	17517	92	190.40
Switzer, Shawn	19169	90	212.99	Noji, Clint	18262	96	190.23
Schettini, Dave	17858	84	212.60	Bermeo, Juan	18241	96	190.01
Kennick, Greg	19123	90	212.48	Fowble, Hunter	18226	96	189.85
Florian, Adrian	19043	90	211.59	Thomas Jr., Mo	17001	90	188.90
Fogel, Steve	19671	93	211.52	Khoury, Anthony	17351	92	188.60
Dizon, Emmanuel	19668	93	211.48	Starks, Ellis	13564	72	188.39
Trotter, Ellis	19632	93	211.10	Stoy, Ray	18083	96	188.36
Willis, Mike	2533	12	211.08	Walker, Terry	16946	90	188.29
Sarkissian, Ruben	7383	35	210.94	Onestinghel, Dan	16376	87	188.23
Carolino, Avin	20242	96	210.85	Pichay, Marcel	16359	87	188.03
Minami, Tyler	19562	93	210.34	Epps, Darryl	12931	69	187.41
Bryant, Rusty	18898	90	209.98	Rose, John	17395	93	187.04
Kennick, Jennifer	11100	53	209.43	Dubois, Dave	14496	78	185.85
Wilson, Mike	15666	75	208.88	Kelly, Monise	16114	87	185.22
Molia, Setu	20038	96	208.73	Jaszarowski, John	1110	6	185.00
Jilek, Leeanne	13147	63	208.68	Morita, Kenneth	17758	96	184.98
Cooke, Bryan	18775	90	208.61	Di Pietro Sr., John	3320	18	184.44
Ross, John	19916	96	207.46	Hara, Michael	14910	81	184.07
Duran, Kevin	19288	93	207.40	Sierra, Jose	14702	81	181.51
Opiana, Jacey	19285	93	207.37	Oliver, Ken	16867	93	181.37
Brechbill, Bud	17997	87	206.86	Drew, Chris	16081	89	180.69
Bonabi, Sina	19850	96	206.77	Butts Jr, Bonaventure	14081	78	180.53
Padilla, Oscar	16738	81	206.64	Ritter, George	16664	93	179.18
Porter, Mark	16892	82	206.00	Benitez, Jorge	15926	89	178.94
Salunga, Jeisler	19146	93	205.87	Fatherree, Kevin	17021	96	177.30
Owens, Jeff	19761	96	205.84	Johnson, Dusty	4070	23	176.96
Andrade, Joel	19138	93	205.78	Monroe, Russel	16858	96	175.60
Lew, Bill	19747	96	205.70	Barreto, Ernie	12473	72	173.24
Sharpsteen, Anthony	19527	95	205.55	Miller, Tom	14535	84	173.04
Fonvergne, Joe	19720	96	205.42	Lew, Amy	15365	90	170.72
de Leon, Nathan	19707	96	205.28	Stringfellow, Kerry	11663	69	169.03
Morrow Jr, Rich	16616	81	205.14	Bell, Dorothy	16214	96	168.90
Petty, Marty	19676	96	204.96	Chinn (Rh), Gerry	15055	90	167.28
Dier, Shawn	15919	78	204.09	Campbell, Windy	9005	54	166.76
de Leon, Marc	18336	90	203.73	Campbell, Tracy	13464	81	166.22
Revilla, Kyle	18132	89	203.73	Oliva-Ramirez, Rosa	13370	81	165.06
Gutierrez, Jesse	17718	87	203.66	Haywood, Marvin	14125	87	162.36
Molina, David	15261	75	203.48	Carroll, Kristen	11549	72	160.40
Gage, Paul	18292	90	203.24	Ketchum, Noemi	13657	87	156.98
Clark, Clinton	18286	90	203.18	Jilek, Pat	8907	57	156.26
Macklin, Joe	18022	89	202.49	Johnson, Arron	11199	72	155.54

<u>Name</u>	<u>Pins</u>	<u>Gms</u>	<u>True Average</u>	<u>Name</u>	<u>Pins</u>	<u>Gms</u>	<u>True Average</u>
Pichay, Mars	12456	84	148.29				
Bermeo, Leonor	12072	87	138.76				

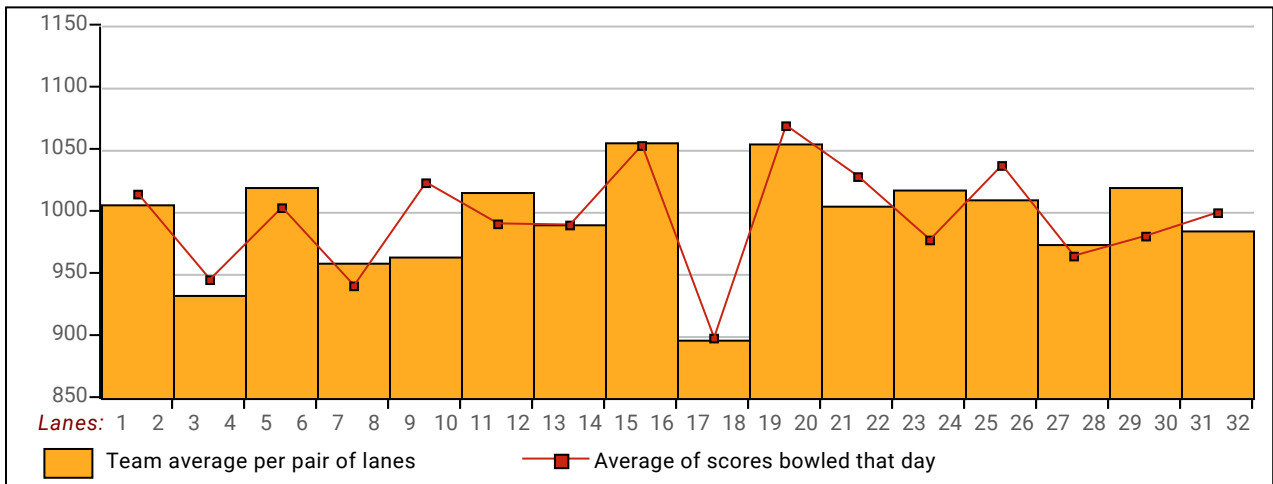
League Average Week-by-Week



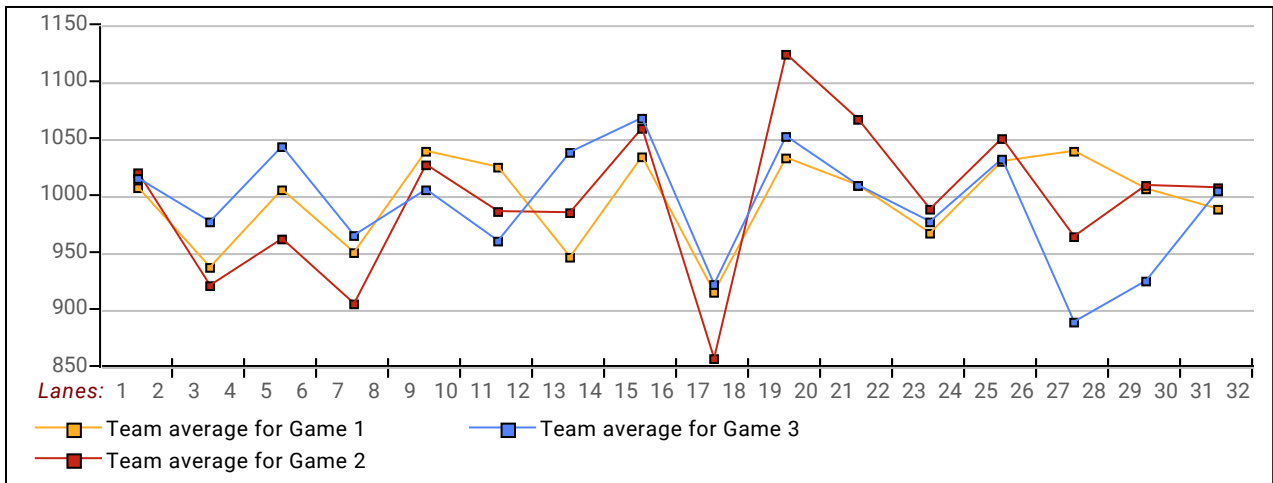
**This Week's Statistics**

	<u>Over All</u>	<u>Men</u>	<u>Women</u>
How many people bowled	154	139	15
Number of games bowled	460	415	45
Actual average of week's scores	199.02	201.73	174.00
How many games above average	217	198	19
How many games below average	236	210	26
Pins above/below average per game	0.43	0.58	-0.93
How many people raised average	69	64	5
by this amount	0.72	0.67	1.42
How many people went down	84	74	10
by this amount	-0.62	-0.59	-0.82
League average before bowling	199.04	201.59	175.38
League average after bowling	199.03	201.59	175.31
Change in league average	-0.01	-0.01	-0.07
1200s	--	--	--
1100s	--	--	--
1000s	--	--	--
900s	--	--	--
800s	--	--	--
775s	--	--	--
750s	--	--	--
725s	3	3	--
700s	6	6	--
675s	10	9	1
650s	18	18	--
625s	21	21	--
600s	23	21	2
575s	17	16	1
550s	18	16	2
525s	14	13	1
500s	10	8	2
below 500	14	8	6
300s	--	--	--
290s	--	--	--
275s	4	4	--
250s	18	17	1
225s	83	80	3
200s	123	118	5
175s	131	116	15
150s	77	69	8
125s	22	11	11
below 125	2	--	2

Team Average vs Avg of Scores



Average of Scores for Each Game



Amount Over/Under Team Average

