

Wednesday 4:00 pm

## Winnetka Bowl

Lanes 25 - 32

USBC Certification: 455297

Secretary: Rich Mottern Treasurer: Jane Widdersheim

### Team Standings

Place	Lane	#	Team Name	Points Won	Points Lost	Pins + HDCP	HDCP Game	HDCP Sers	Team Avg
1	25	4	It's All Good	39½	20½	75929	939	2686	686
2	26	1	Unbowlievabowls	39	21	75652	925	2585	688
3	27	5	Pocket Pickers (1)	35	25	74809	895	2568	555
4	28	6	What the Hell Was That???	35	25	74665	881	2607	520
5	31	7	#Whatever	31½	28½	74283	887	2555	607
6	32	2	Bumpers Up	25	35	74258	950	2743	660
7	29	3	The Stormers	23	37	74375	933	2666	569
8	30	8	BYE	0	0	0	0	0	0

### Review of Last Week's Bowling.....

Lanes	Team Name	HDCP -1-	HDCP -2-	HDCP -3-	HDCP Total	Last Wk WON	Team Name	HDCP -1-	HDCP -2-	HDCP -3-	HDCP Total	Last Wk WON
25-26	Pocket Pickers (1)	773	839	785	2397	4	<---> The Stormers	746	809	759	2314	0
27-28	#Whatever	760	828	790	2378	1	<---> It's All Good	825	806	791	2422	3
29-30	Bumpers Up	733	750	773	2256	1	<---> BYE	0	0	0	0	0
31-32	Unbowlievabowls	811	754	714	2279	1	<---> What the Hell Was Th	785	786	759	2330	3

### Lane Assignments

	<u>25-26</u>	<u>27-28</u>	<u>29-30</u>	<u>31-32</u>	
Wk33 05/15	4- 1	5- 6	3- 8	7- 2	Manually assigned
Wk34 05/22	1- 2	3- 4	5- 6	7- 8	
Wk35 05/29	👁️ Fun Night!- Start Lane - 25 No points				

### Team Rosters

#### 1 - Unbowlieabowls Lane 26 HDCP=112 Avg=688

ID #	Bowling		Avg HDCP		Pins Gms		To Raise	To Drop	-1-	-2-	-3-	Total	HDCP
	Hand	Name	Avg	HDCP	Pins	Gms	Avg +1	Avg -1					Total
37	R	Medy Fernandez	146	54	9538	65	458	389	a136	153	163	452	614
38	R	Patty Inaba	163	37	14702	90	550	456	126	177	168	471	582
39	R	Bob Storaker	194	6	16706	86	649	559	214	140	149	503	518
40	R	Anthony Chavez	185	15	17235	93	621	524	224	173	123	520	565

#### 2 - Bumpers Up Lane 32 HDCP=140 Avg=660

ID #	Bowling		Avg HDCP		Pins Gms		To Raise	To Drop	-1-	-2-	-3-	Total	HDCP
	Hand	Name	Avg	HDCP	Pins	Gms	Avg +1	Avg -1					Total
64	R	Nanine Esslinger	152	48	11436	75	498	419	a142	a142	a142	426	570
4	R	Patricia Rebbeck	155	45	14484	93	492	395	127	147	142	416	548
54	R	Janine Ewing	196	4	16544	84	595	507	184	161	212	557	566
56	R	Bo Fogel	157	43	11849	75	475	396	143	163	140	446	572

#### 3 - The Stormers Lane 29 HDCP=231 Avg=569

ID #	Bowling		Avg HDCP		Pins Gms		To Raise	To Drop	-1-	-2-	-3-	Total	HDCP
	Hand	Name	Avg	HDCP	Pins	Gms	Avg +1	Avg -1					Total
45	R	Jayme Willis	154	46	13899	90	516	422	141	178	128	447	585
49	R	Dana Blumfield	90	110	8428	93	308	211	74	88	85	247	577
48	R	Shelly Rick	178	22	16587	93	597	500	149	172	172	493	559
6	R	Gaynell Jackson	147	53	12859	87	461	370	151	140	143	434	593

#### 4 - It's All Good Lane 25 HDCP=117 Avg=686

ID #	Bowling		Avg HDCP		Pins Gms		To Raise	To Drop	-1-	-2-	-3-	Total	HDCP
	Hand	Name	Avg	HDCP	Pins	Gms	Avg +1	Avg -1					Total
58	R	Marcia Logan	179	21	16731	93	549	452	191	221	183	595	658
59	R	Teri Cantero	142	58	12683	89	473	380	165	128	145	438	612
60	R	Maria Paier	162	38	13160	81	532	447	139	158	133	430	541
61	R	Nancy Kato	203	0	18929	93	655	558	214	183	214	611	611

#### 5 - Pocket Pickers (1) Lane 27 HDCP=245 Avg=555

ID #	Bowling		Avg HDCP		Pins Gms		To Raise	To Drop	-1-	-2-	-3-	Total	HDCP
	Hand	Name	Avg	HDCP	Pins	Gms	Avg +1	Avg -1					Total
5	R	Elaine Mandato	138	62	11650	84	443	355	107	149	153	409	595
42	R	Jane Widdersheim	156	44	14113	90	488	394	147	179	154	480	612
43	R	Roland Pinza	137	63	11933	87	487	396	166	147	144	457	649
44	R	Rich Mottern	124	76	11184	90	441	347	107	118	88	313	541

#### 6 - What the Hell Was That??? Lane 28 HDCP=280 Avg=520

ID #	Bowling		Avg HDCP		Pins Gms		To Raise	To Drop	-1-	-2-	-3-	Total	HDCP
	Hand	Name	Avg	HDCP	Pins	Gms	Avg +1	Avg -1					Total
33	R	Patti Di Luigi	127	73	9956	78	412	330	156	114	95	365	584
63	R	Tina Gonzalez	135	65	10556	78	460	378	128	141	129	398	593
11	L	Pam Findl LH	83	117	1250	15	262	243	a73	a73	a73	219	570
36	R	Gayle Kirby	175	25	12307	70	541	467	149	179	183	511	583
35	R	Pam Findl	172	28	9858	57	522	461				0	0

#### 7 - #Whatever Lane 31 HDCP=193 Avg=607

ID #	Bowling		Avg HDCP		Pins Gms		To Raise	To Drop	-1-	-2-	-3-	Total	HDCP
	Hand	Name	Avg	HDCP	Pins	Gms	Avg +1	Avg -1					Total
50	R	Pauline Mengel	136	64	11346	83	436	349	106	193	138	437	629
51	R	Cindy Gonek	154	46	12936	84	549	461	169	139	165	473	614
65	R	Petra Kaun	158	42	10438	66	533	463	129	156	164	449	575
62	R	Barbara Vaccarello	159	41	14373	90	507	413	163	147	130	440	560

8 - BYE Lane 30 HDCP=0 Avg=0

### Temporary Substitutes



**Men**

Bowling		Name	Avg HDCP		Pins Gms		To Raise	To Drop	-1-	-2-	-3-	Total	HDCP
ID #	Hand		Avg	HDCP	Pins	Gms	Avg +1	Avg -1					Total

**Women**

Bowling		Name	Avg HDCP		Pins Gms		To Raise	To Drop	-1-	-2-	-3-	Total	HDCP
ID #	Hand		Avg	HDCP	Pins	Gms	Avg +1	Avg -1					Total
2	R	MaryAnne Barranti	144	56	3043	21	437	412				0	0
10	R	Sylvia Hedding	182	18	1643	9	553	540				0	0
52	R	Deanie Kepner	146	54	4112	28	445	413				0	0

### Last Week's Top Scores

Team Scratch Game		Team Scratch Series		Team Handicap Game		Team Handicap Series	
709 It's All Good		2074 It's All Good		839 Pocket Pickers (1)		2422 It's All Good	
<b>Scratch Game</b>		<b>Scratch Series</b>		<b>Handicap Game</b>		<b>Handicap Series</b>	
<b>Men</b>	224 Anthony Chavez 214 Bob Storaker 166 Roland Pinza 118 Rich Mottern	520 Anthony Chavez 503 Bob Storaker 457 Roland Pinza 313 Rich Mottern	239 Anthony Chavez 230 Roland Pinza 219 Bob Storaker 194 Rich Mottern	649 Roland Pinza 565 Anthony Chavez 541 Rich Mottern 518 Bob Storaker			
<b>Women</b>	221 Marcia Logan 214 Nancy Kato 212 Janine Ewing 193 Pauline Mengel 183 Gayle Kirby	611 Nancy Kato 595 Marcia Logan 557 Janine Ewing 511 Gayle Kirby 493 Shelly Rick	257 Pauline Mengel 242 Marcia Logan 229 Patti Di Luigi 224 Jayme Willis 223 Jane Widdersheim 223 Teri Cantero	658 Marcia Logan 629 Pauline Mengel 614 Cindy Gonek 612 Jane Widdersheim 612 Teri Cantero			

### Season High Scores

Team Scratch Series		Team Scratch Game		Team Handicap Series		Team Handicap Game	
2317 It's All Good		802 Bumpers Up		2743 Bumpers Up		939 It's All Good	
<b>Scratch Series</b>		<b>Scratch Game</b>		<b>Handicap Series</b>		<b>Handicap Game</b>	
<b>Men</b>	722 Bob Storaker	254 Anthony Chavez	731 Bob Storaker	269 Anthony Chavez			
<b>Women</b>	770 Nancy Kato	280 Janine Ewing	770 Nancy Kato	285 Janine Ewing			

### Individual High Averages

<b>Men</b>	194.26	Bob Storaker
<b>Women</b>	203.54	Nancy Kato

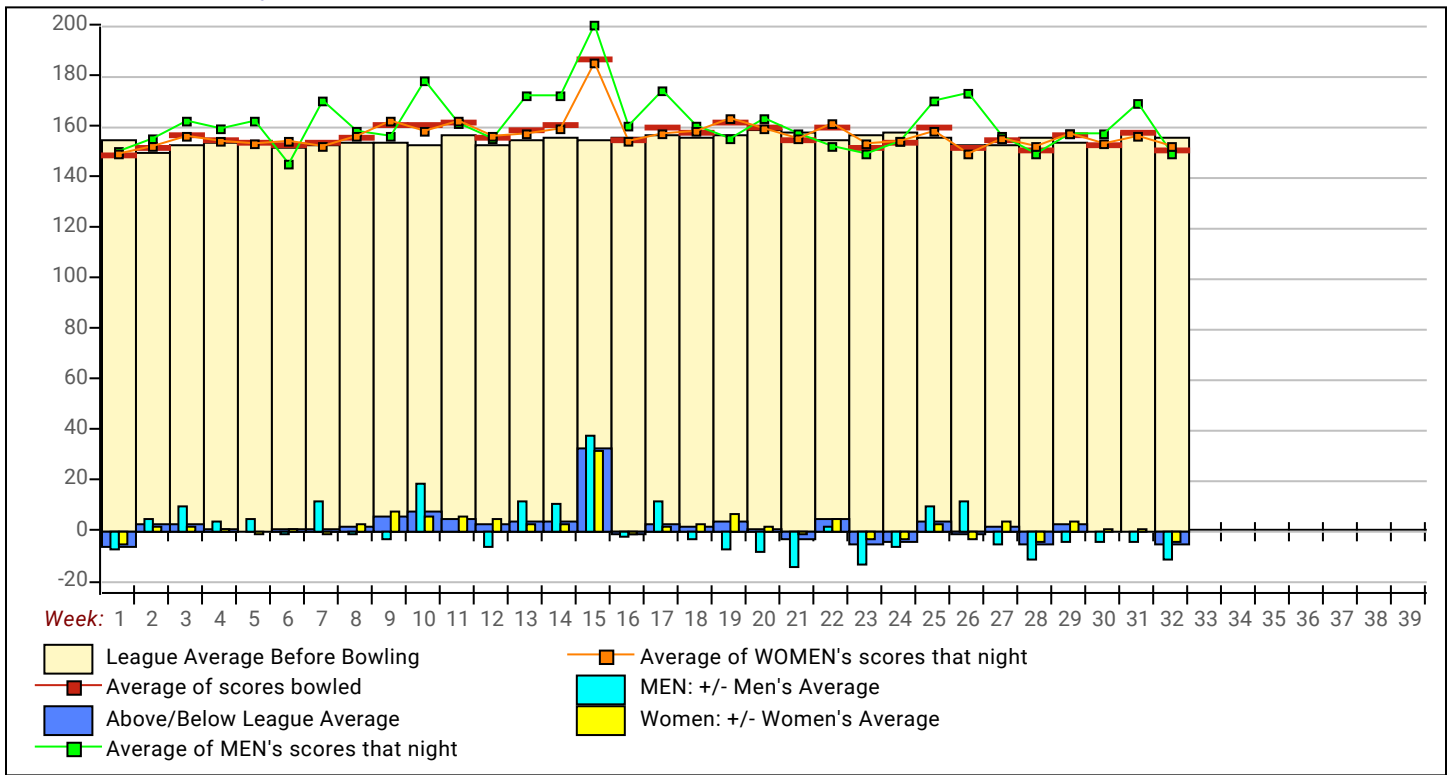
### Most Improved Average

<b>Men</b>	176	to	185.32	=	+9.32	Anthony Chavez	<b>Women</b>	131	to	146.74	=	+15.74	Medy Fernandez
------------	-----	----	--------	---	-------	----------------	--------------	-----	----	--------	---	--------	----------------

### View Standings on the Web

Visit [LeagueSecretary.com](http://LeagueSecretary.com) - This league's ID number is **121909**  
 Visit [bowl.com](http://bowl.com) - This league's ID number is **33218**

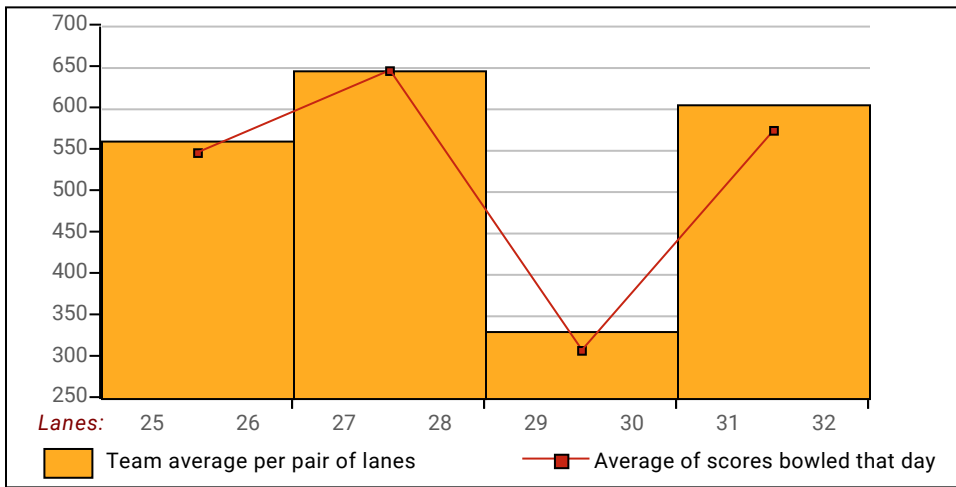
League Average Week-by-Week



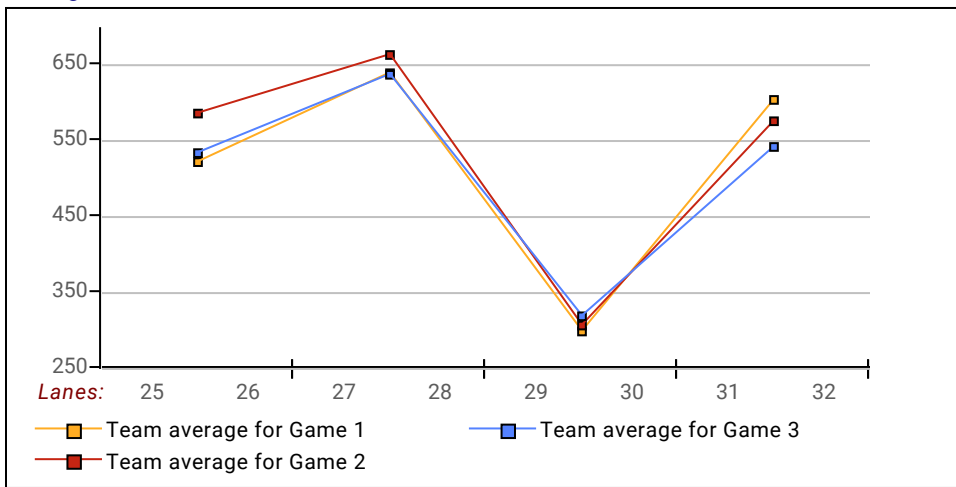
***This Week's Statistics***

	<u>Over All</u>	<u>Men</u>	<u>Women</u>
How many people bowled	26	4	22
Number of games bowled	77	12	65
Actual average of week's scores	151.38	149.42	151.74
How many games above average	33	5	28
How many games below average	44	7	37
Pins above/below average per game	-4.68	-10.58	-3.58
How many people raised average	8	1	7
by this amount	0.39	0.54	0.37
How many people went down	18	3	15
by this amount	-0.39	-0.68	-0.33
League average before bowling	156.47	160.63	155.71
League average after bowling	156.32	160.25	155.60
Change in league average	-0.15	-0.38	-0.11
800s	--	--	--
775s	--	--	--
750s	--	--	--
725s	--	--	--
700s	--	--	--
675s	--	--	--
650s	--	--	--
625s	--	--	--
600s	1	--	1
575s	1	--	1
550s	1	--	1
525s	--	--	--
500s	3	2	1
475s	2	--	2
450s	4	1	3
425s	8	--	8
400s	2	--	2
below 400	4	1	3
300s	--	--	--
275s	--	--	--
250s	--	--	--
225s	--	--	--
200s	6	2	4
175s	10	--	10
150s	20	2	18
125s	30	4	26
100s	6	3	3
below 100	5	1	4

**Team Average vs Avg of Scores**



**Average of Scores for Each Game**



**Amount Over/Under Team Average**

