

470 Scratch Daytime Travel

Tuesday 11:00 am

Harleys Valley Bowl

Lanes 19 - 26

USBC Certification: Lane Certification: 8846

President: Patti Di Luigi is on Lane 21

Secretary/Treasurer: Medy Fernandez is on Lane 21

Team Standings

Place	Lane	#	Team Name	Points Won	Points Lost	Year-To-Date WON	Scratch Pins	Team Avg	High Game	High Sers
1	22	1	Strike Seekers (1)	29	13	62	45285	471	592	1562
2	16	6	S.H.I.T.	27	15	59	45256	473	552	1520
3	20	2	Double Up	22	20	52 ½	45173	469	562	1557
4	21	3	Three for the Road	20	22	39 ½	42325	433	543	1483
5	18	5	Tuesday Travelers	18 ½	23 ½	48 ½	42948	432	557	1487
6	19	4	Alle Neune	18	24	43	43271	450	542	1513
7	17	7	We've Been Framed	17	25	44	42759	444	571	1488
8	15	8	Splits and Giggles	16 ½	25 ½	35 ½	41619	430	523	1399

Review of Last Week's Bowling.....

Lanes	Team Name	-1-	-2-	-3-	Total	Last Wk WON		Team Name	-1-	-2-	-3-	Total	Last Wk WON
19-20	Double Up	472	447	544	1463	2	<--->	Strike Seekers (1)	451	467	488	1406	1
21-22	Alle Neune	425	453	508	1386	3	<--->	Three for the Road	386	416	405	1207	0
23-24	S.H.I.T.	512	510	496	1518	3	<--->	Tuesday Travelers	465	437	486	1388	0
25-26	Splits and Giggles	438	408	460	1306	1	<--->	We've Been Framed	457	410	383	1250	2

Lane Assignments

15-16 17-18 19-20 21-22

This week you bowl at Valencia Lanes

Wk33 04/23 8- 6 7- 5 4- 2 3- 1

9-10 11-12 13-14 15-16

This week you bowl at Winnetka Bowl

Wk34 04/30 4- 5 8- 1 3- 7 6- 2

19-20 21-22 23-24 25-26

This week you bowl at Harleys Valley Bowl

Wk35 05/07 🗨️ Position Round- Start Lane - 19

TEAM MATCH POINTS

Team 1	Team 2	Team 3	Team 4	Team 5	Team 6	Team 7	Team 8
170.5	160.5	123.0	142.0	135.0	158.0	139.5	123.5

Team Rosters

1 - Strike Seekers (1) Lane 26 Avg=471

Team	Name	Book Avg	Pins	Gms	Avg	High Game	High Sers	-1-	-2-	-3-	Total	Points Won
1	Maria Paier	150	13322	87	153	234	562	121	138	149	408	60.0
1	Debbie Stelle	124	10225	81	126	171	467	a126	a126	a126	378	37.0
1	Nancy Kato	198	16749	87	192	279	678	204	203	213	620	73.5

2 - Double Up Lane 24 Avg=469

Team	Name	Book Avg	Pins	Gms	Avg	High Game	High Sers	-1-	-2-	-3-	Total	Points Won
2	Fran Briscoe	152	12269	81	151	208	527	146	155	194	495	55.0
2	Gaynell Jackson	146	13207	90	146	204	510	143	172	156	471	57.0
2	Marcia Logan	169	15542	90	172	231	608	183	120	194	497	48.5

3 - Three for the Road Lane 25 Avg=433

Team	Name	Book Avg	Pins	Gms	Avg	High Game	High Sers	-1-	-2-	-3-	Total	Points Won
3	Medy Fernandez	145	11011	78	141	200	473	130	137	163	430	38.0
3	Patti Di Luigi	137	11793	90	131	177	466	136	138	100	374	34.0
3	Jill Williamson	167	8074	50	161	213	600	120	141	142	403	25.0

4 - Alle Neune Lane 23 Avg=450

Team	Name	Book Avg	Pins	Gms	Avg	High Game	High Sers	-1-	-2-	-3-	Total	Points Won
4	Stella Mount	153	13362	90	148	232	531	149	144	180	473	47.5
4	Elaine Mandato	140	12770	93	137	194	501	a 137	a137	a 137	411	42.5
4	Petra Kaun	158	14217	86	165	229	603	139	172	191	502	52.0

5 - Tuesday Travelers Lane 22 Avg=432

Team	Name	Book Avg	Pins	Gms	Avg	High Game	High Sers	-1-	-2-	-3-	Total	Points Won
5	Mary Basore	123	2989	26	114	156	397	a114	a114	a114	342	9.5
5	Dayve Spencer	134	13355	93	143	230	532	146	168	212	526	45.5
5	Sylvia Hedding	169	15253	87	175	248	623				0	60.0

6 - S.H.I.T. Lane 20 Avg=473

Team	Name	Book Avg	Pins	Gms	Avg	High Game	High Sers	-1-	-2-	-3-	Total	Points Won
6	Pam Findl	166	11733	69	170	224	606				0	49.0
6	Sami Scott	135	13835	90	153	230	551	183	202	144	529	57.0
6	Barbara Vaccarello	157	7231	48	150	190	521	138	171	159	468	33.5

7 - We've Been Framed Lane 21 Avg=444

Team	Name	Book Avg	Pins	Gms	Avg	High Game	High Sers	-1-	-2-	-3-	Total	Points Won
7	Georgia Garey	150	14592	95	153	227	550	169	120	158	447	62.0
7	Tina Gonzalez	134	8823	63	140	206	515	150	127	103	380	48.0
7	Patricia Rebbeck	155	14561	96	151	279	564	138	163	122	423	29.5

8 - Splits and Giggles Lane 19 Avg=430

Team	Name	Book Avg	Pins	Gms	Avg	High Game	High Sers	-1-	-2-	-3-	Total	Points Won
8	Meleese Seigler	145	12839	90	142	198	496	144	132	133	409	45.0
8	Henny Shepherd	143	10959	78	140	190	498	158	133	170	461	48.0
8	Stacey Tarantino	165	11299	76	148	192	491	136	143	157	436	25.5

Temporary Substitutes

Team	Name	Book Avg	Pins	Gms	Avg	High Game	High Sers	-1-	-2-	-3-	Total	Points Won
0	RC Cleveland	162	492	3	bk162	170	492				0	3.0
0	Cindy Dominguez	—	506	3	168	177	506				0	1.0
0	Chris Drew	181	1136	6	bk181	236	587				0	6.0
6	Sharon Enriquez	158	4635	30	154	210	521	191	137	193	521	7.0
5	Tina Enriquez	188	3817	21	181	221	596	205	155	160	520	13.0
0	Janine Ewing	188	1604	9	178	212	555				0	5.0
0	Deanie Kepner	159	4584	33	138	178	439				0	8.5
0	Gayle Kirby	182	483	3	bk182	198	483				0	1.0
0	Pauline Mengel	139	2121	15	141	200	466				0	7.0
0	Jayne Nishimoto	152	1909	12	159	192	525				0	18.0

Last Week's Top Scores

Team Scratch Game	
544	Double Up
Scratch Game	
213	Nancy Kato
212	Dayve Spencer
205	Tina Enriquez
202	Sami Scott
194	Fran Briscoe
194	Marcia Logan

Team Scratch Series	
1518	S.H.I.T.
Scratch Series	
620	Nancy Kato
529	Sami Scott
526	Dayve Spencer
521	Sharon Enriquez
520	Tina Enriquez

Season High Scores

Team Scratch Series	
1562	Strike Seekers (1)
Scratch Series	
678	Nancy Kato

Team Scratch Game	
571	We've Been Framed
Scratch Game	
279	Patricia Rebbeck

Individual High Averages

192.52 Nancy Kato

Most Improved Average

135 to 153.72 = +18.72 Sami Scott

High Individual Match Points

73.5 Nancy Kato

Local and Bowling Center Awards

Name	Age	Award Score	Award Received	Name	Age	Award Score	Award Received
Sami Scott		202	(repeat) 50 Pins Over Average - Game (G	Dayve Spencer		212	(repeat) 50 Pins Over Average - Gam
Dayve Spencer		526	(repeat) 100 Pins Over Average - Series (212	(repeat) 200 Game (GLAC USBC)

View Standings on the Web

Visit LeagueSecretary.com - This league's ID number is **121558**
 View standings, bowler history, statistics and more. Also check out the Mobile App.
 Visit bowl.com - This league's ID number is **40345**



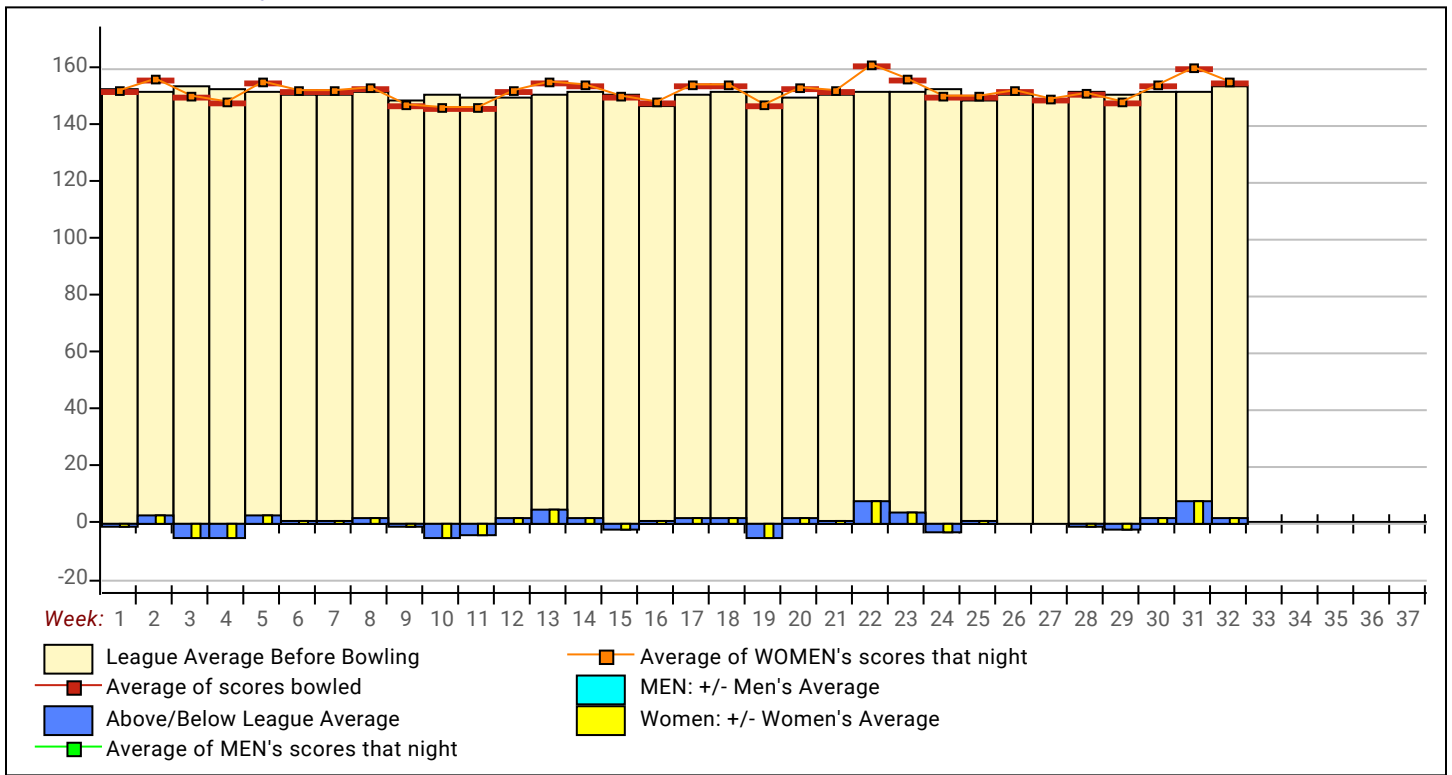
Average List of Regular Team Members

<u>Name</u>	<u>Pins</u>	<u>Gms</u>	<u>True Average</u>	<u>Name</u>	<u>Pins</u>	<u>Gms</u>	<u>True Average</u>
Kato, Nancy	16749	87	192.52	Tarantino, Stacey	11299	76	148.67
Hedding, Sylvia	15253	87	175.32	Mount, Stella	13362	90	148.47
Logan, Marcia	15542	90	172.69	Jackson, Gaynell	13207	90	146.74
Findl, Pam	11733	69	170.04	Spencer, Dayve	13355	93	143.60
Kaun, Petra	14217	86	165.31	Seigler, Meleese	12839	90	142.66
Williamson, Jill	8074	50	161.48	Fernandez, Medy	11011	78	141.17
Scott, Sami	13835	90	153.72	Shepherd, Henny	10959	78	140.50
Garey, Georgia	14592	95	153.60	Gonzalez, Tina	8823	63	140.05
Paier, Maria	13322	87	153.13	Mandato, Elaine	12770	93	137.31
Rebbeck, Patricia	14561	96	151.68	Di Luigi, Patti	11793	90	131.03
Briscoe, Fran	12269	81	151.47	Stelle, Debbie	10225	81	126.23
Vaccarello, Barbara	7231	48	150.65	Basore, Mary	2989	26	114.96

High match Points: All Members of This League

<u>Name</u>	<u>Points Won</u>	<u>Points Lost</u>	<u>%Won</u>	<u>Name</u>	<u>Points Won</u>	<u>Points Lost</u>	<u>%Won</u>
Nancy Kato	73.5	22.5	76.56 %	Patricia Rebbeck	29.5	66.5	30.73 %
Georgia Garey	62.0	34.0	64.58 %	Stacey Tarantino	25.5	58.5	30.36 %
Maria Paier	60.0	36.0	62.50 %	Jill Williamson	25.0	38.0	39.68 %
Sylvia Hedding	60.0	33.0	64.52 %	Jayne Nishimoto	18.0	9.0	66.67 %
Sami Scott	57.0	37.0	60.64 %	Tina Enriquez	13.0	8.0	61.90 %
Gaynell Jackson	57.0	36.0	61.29 %	Mary Basore	9.5	59.5	13.77 %
Fran Briscoe	55.0	38.0	59.14 %	Deanie Kepner	8.5	24.5	25.76 %
Petra Kaun	52.0	44.0	54.17 %	Pauline Mengel	7.0	8.0	46.67 %
Pam Findl	49.0	38.0	56.32 %	Sharon Enriquez	7.0	23.0	23.33 %
Marcia Logan	48.5	44.5	52.15 %	Chris Drew	6.0		100.00 %
Henny Shepherd	48.0	39.0	55.17 %	Janine Ewing	5.0	4.0	55.56 %
Tina Gonzalez	48.0	45.0	51.61 %	RC Cleveland	3.0		100.00 %
Stella Mount	47.5	48.5	49.48 %	Cindy Dominguez	1.0	2.0	33.33 %
Dayve Spencer	45.5	50.5	47.40 %	Gayle Kirby	1.0	2.0	33.33 %
Meleese Seigler	45.0	51.0	46.88 %	Becky Goldberg			0.00 %
Elaine Mandato	42.5	53.5	44.27 %	Trish Carpenter			0.00 %
Medy Fernandez	38.0	46.0	45.24 %	Laura Justman			0.00 %
Debbie Stelle	37.0	59.0	38.54 %	Joann Messina			0.00 %
Patti Di Luigi	34.0	59.0	36.56 %	Margaret Vesprini			0.00 %
Barbara Vaccarello	33.5	26.5	55.83 %				

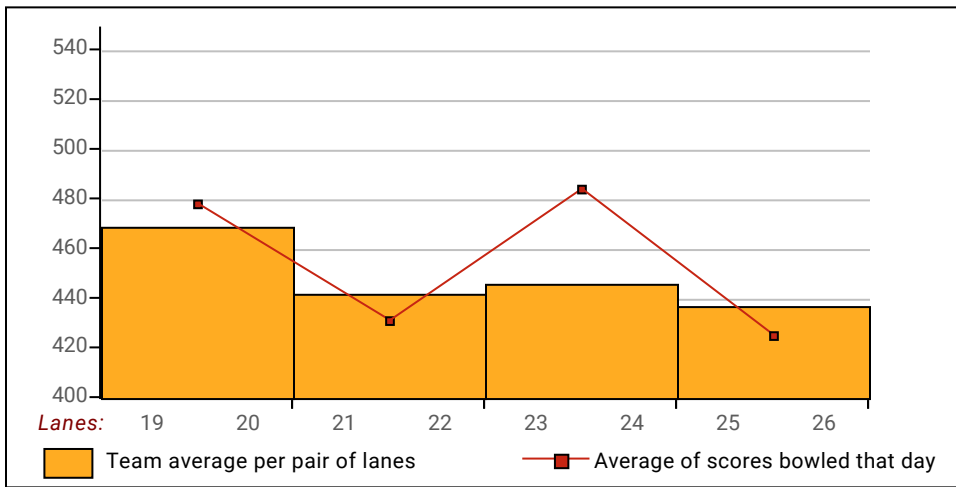
League Average Week-by-Week



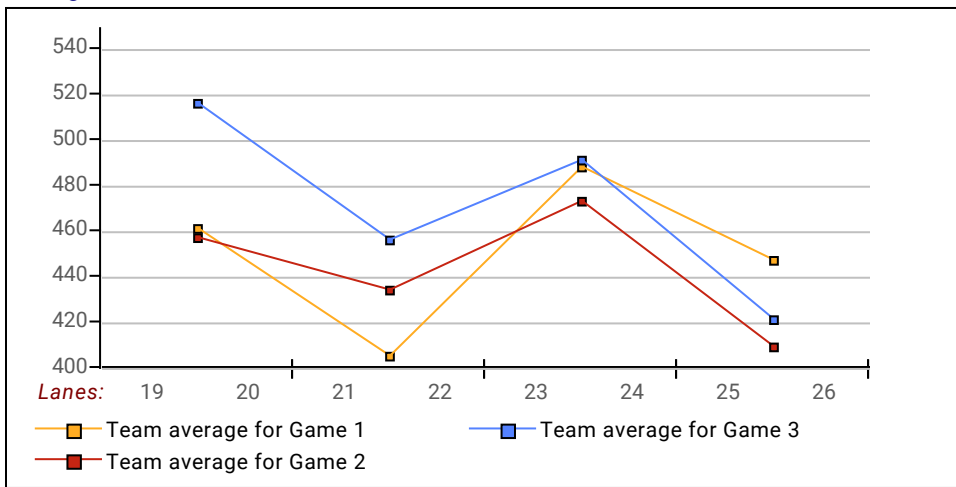
This Week's Statistics

	<u>Women</u>
How many people bowled	21
Number of games bowled	63
Actual average of week's scores	155.44
How many games above average	34
How many games below average	29
Pins above/below average per game	2.40
How many people raised average	11
by this amount	0.61
How many people went down	10
by this amount	-0.57
League average before bowling	153.54
League average after bowling	153.59
Change in league average	0.05
800s	--
775s	--
750s	--
725s	--
700s	--
675s	--
650s	--
625s	--
600s	1
575s	--
550s	--
525s	2
500s	3
475s	2
450s	4
425s	3
400s	4
below 400	2
300s	--
275s	--
250s	--
225s	--
200s	6
175s	8
150s	17
125s	25
100s	7
below 100	--

Team Average vs Avg of Scores



Average of Scores for Each Game



Amount Over/Under Team Average

