

Friday 7:00 pm

Winnetka Bowl

Lanes 1 - 18

USBC Certification: 455127 Lane Certification: 8846

President: Don Kobayashi is on Lane 14 Vice President: Tami Shiotani is on Lane 14

Secretary/Treasurer: Stan Date is on Lane 7

Team Standings

Place	#	Team Name	Points Won	Points Lost	Year-To-Date WON	Pins + HDCP	HDCP Game	HDCP Sers	Team Avg
1	3	Team 3(2)	39½	20½	70½	62136	787	2287	523
2	14	Team 14	37½	22½	71½	61734	749	2164	470
3	16	Team 16	36	24	67½	61904	769	2251	521
4	7	Need More Sticks!!!	34	26	61½	61780	793	2199	579
5	6	Team 6	34	26	63	61695	793	2145	479
6	2	OHANA	33	27	57	59047	777	2099	504
7	18	Team 18	32½	27½	62	61223	744	2093	481
8	8	Tigger's Die Hards	32	28	62	60946	765	2176	586
9	15	Team 15	30	30	58	60437	756	2091	565
10	9	Spicy Tuna & Co.	29	31	61	61163	774	2054	536
11	13	Team 13	28	32	63½	60347	729	2078	523
12	12	Bankai	27	33	65	60830	807	2232	554
13	5	Team 5	27	33	61	60781	747	2142	496
14	17	Team 17	26	34	52	60707	760	2079	475
15	1	Murasaki	25½	34½	67½	60974	775	2112	547
16	11	Who's Nellie???	25	35	58	61168	803	2125	559
17	10	Yamaoroshi (1)	24	36	69	61448	761	2180	535
18	4	Yatta!	18	42	44	57248	799	2251	460

Review of Last Week's Bowling.....

Lanes	Team Name	HDCP -1-	HDCP -2-	HDCP -3-	HDCP Total	Last Wk WON	Team Name	HDCP -1-	HDCP -2-	HDCP -3-	HDCP Total	Last Wk WON
1-2	Yatta!	674	600	665	1939	1	<--> Murasaki	642	623	764	2029	3
3-4	Team 17	625	665	673	1963	3	<--> Yamaoroshi (1)	612	687	658	1957	1
5-6	Team 5	653	714	600	1967	3	<--> Who's Nellie???	581	573	654	1808	1
7-8	Bankai	650	621	561	1832	1	<--> Spicy Tuna & Co.	625	695	706	2026	3
9-10	Team 13	624	655	622	1901	0	<--> Tigger's Die Hards	709	718	735	2162	4
11-12	Team 18	634	632	651	1917	3½	<--> Team 15	617	632	618	1867	0½
13-14	Need More Sticks!!!	639	711	717	2067	3	<--> OHANA	671	674	603	1948	1
15-16	Team 16	688	737	644	2069	4	<--> Team 6	628	622	624	1874	0
17-18	Team 14	634	672	665	1971	1	<--> Team 3(2)	651	760	607	2018	3

Lane Assignments

	1-2	3-4	5-6	7-8	9-10	11-12	13-14	15-16	17-18	
Wk32 04/19	14- 16	1- 12	13- 6	18- 8	7- 9	5- 11	15- 2	17- 4	10- 3	Manually assigned
Wk33 04/26	👉 Fun Night!- Start Lane - 1 No points									



Team Rosters

1 - Murasaki Lane 3 HDCP=113 Avg=547

Name	Book Avg	Sex	Avg HDCP	Pins	Gms	High Game	High Sers	HDCP Game	HDCP Sers	-1-	-2-	-3-	Total	HDCP Total
Nikkita Mitchell	181	W	182 38	16969	93	234	673	267	772	135	207	216	558	672
Eiji Fukumoto	154	M	161 59	14973	93	246	561	306	753	191	131	175	497	677
San Mitchell	193	W	204 16	18370	90	289	745	299	775	201	170	258	629	680

2 - OHANA Lane 14 HDCP=156 Avg=504

Name	Book Avg	Sex	Avg HDCP	Pins	Gms	High Game	High Sers	HDCP Game	HDCP Sers	-1-	-2-	-3-	Total	HDCP Total
Don Kobayashi	136	M	140 80	10947	78	222	502	302	727	131	153	111	395	635
Tami Shiotani	156	W	164 56	14319	87	229	559	286	730	169	182	137	488	656
David Shimizu	198	M	200 20	16816	84	258	680	278	722	215	183	199	597	657

3 - Team 3(2) Lane 18 HDCP=137 Avg=523

Name	Book Avg	Sex	Avg HDCP	Pins	Gms	High Game	High Sers	HDCP Game	HDCP Sers	-1-	-2-	-3-	Total	HDCP Total
Joanne Kobayashi	156	W	156 64	13589	87	217	552	281	750	137	171	129	437	629
Sandra Yamamoto	181	W	175 45	12626	72	235	597	283	741	207	224	150	581	719
Tony Sasaki	182	M	192 28	16147	84	267	667	298	766	169	227	190	586	670

4 - Yatta! Lane 16 HDCP=200 Avg=460

Name	Book Avg	Sex	Avg HDCP	Pins	Gms	High Game	High Sers	HDCP Game	HDCP Sers	-1-	-2-	-3-	Total	HDCP Total
Diane Date	153	W	118 102	1427	12	158	409			104	108	108	320	626
Sandy Hirano	154	W	151 69	13174	87	204	569	274	779	137	148	141	426	633
Kevin Hirano	194	M	191 29	17202	90	266	676	301	772	232	143	215	590	680

5 - Team 5 Lane 11 HDCP=164 Avg=496

Name	Book Avg	Sex	Avg HDCP	Pins	Gms	High Game	High Sers	HDCP Game	HDCP Sers	-1-	-2-	-3-	Total	HDCP Total
Mark Yamashita	177	M	177 43	12268	69	244	616	288	763	186	219	180	585	714
Asako Giegoldt	138	W	137 83	10292	75	191	507	266	729	119	138	126	383	632
Gary Yamamoto	195	M	182 38	14254	78	254	639	293	756	185	194	131	510	621

6 - Team 6 Lane 6 HDCP=181 Avg=479

Name	Book Avg	Sex	Avg HDCP	Pins	Gms	High Game	High Sers	HDCP Game	HDCP Sers	-1-	-2-	-3-	Total	HDCP Total
Kris Minami	135	W	136 84	11092	81	195	498	280	753	145	146	135	426	678
Brenna Maxfield	127	W	131 89	5524	42	194	457	277	706	121	121	121	363	630
Tyler Minami	182	M	212 8	19780	93	274	767	279	782	182	175	188	545	566

7 - Need More Sticks!!! Lane 9 HDCP=81 Avg=579

Name	Book Avg	Sex	Avg HDCP	Pins	Gms	High Game	High Sers	HDCP Game	HDCP Sers	-1-	-2-	-3-	Total	HDCP Total
Bing Tre Lau III	195	M	212 8	17826	84	279	754	294	790	203	238	204	645	669
Dean Morikawa	160	M	162 58	13660	84	215	560	273	739	183	149	187	519	693
Jacey Opiana	204	W	205 15	17898	87	255	704	270	739	172	243	245	660	705

8 - Tigger's Die Hards Lane 8 HDCP=74 Avg=586

Name	Book Avg	Sex	Avg HDCP	Pins	Gms	High Game	High Sers	HDCP Game	HDCP Sers	-1-	-2-	-3-	Total	HDCP Total
Daniel Holland	206	M	217 3	16957	78	279	738	282	744	244	217	248	709	721
Priscilla Yamakawa	165	W	167 53	11064	66	229	610	285	775	172	199	191	562	724
Bing Lau Jr	199	M	202 18	16427	81	290	777	307	828	217	226	220	663	717

9 - Spicy Tuna & Co. Lane 10 HDCP=124 Avg=536

Name	Book Avg	Sex	Avg HDCP	Pins	Gms	High Game	High Sers	HDCP Game	HDCP Sers	-1-	-2-	-3-	Total	HDCP Total	
Noriko Fukunaga	163	W	167	53	13593	81	223	566	282	743	154	158	173	485	641
Shoji Takeshima	185	M	176	44	14258	81	246	620	290	752	188	179	176	543	678
Todd Niitsuma	197	M	193	27	17997	93	256	681	282	753	159	234	233	626	707

10 - Yamaoroshi (1) Lane 17 HDCP=126 Avg=535

Name	Book Avg	Sex	Avg HDCP	Pins	Gms	High Game	High Sers	HDCP Game	HDCP Sers	-1-	-2-	-3-	Total	HDCP Total	
Harold Nakaoka	171	M	167	53	15066	90	243	584	294	737	167	181	161	509	668
Kimiko Rasmussen	139	W	147	73	13714	93	195	512	273	737	106	166	104	376	592
Duane Koyano	222	M	221	0	17243	78	299	751	299	751	214	215	268	697	697

11 - Who's Nellie??? Lane 12 HDCP=101 Avg=559

Name	Book Avg	Sex	Avg HDCP	Pins	Gms	High Game	High Sers	HDCP Game	HDCP Sers	-1-	-2-	-3-	Total	HDCP Total	
Cookie Lelevier	171	W	173	47	14063	81	223	603	267	743	135	116	168	419	557
Ryan Tomita	---	M	187	33	4499	24	248	607	279	700	143	166	211	520	613
Randy Tomita	202	M	199	21	18566	93	278	686	291	734	205	193	177	575	638

12 - Bankai Lane 4 HDCP=106 Avg=554

Name	Book Avg	Sex	Avg HDCP	Pins	Gms	High Game	High Sers	HDCP Game	HDCP Sers	-1-	-2-	-3-	Total	HDCP Total	
Doug Nakada	181	M	187	33	16845	90	275	666	306	759	179	213	139	531	630
Brendan Hirano	167	M	187	33	16859	90	276	718	298	793	172	157	177	506	605
Kyle Deshazo	170	M	180	40	14241	79	246	656	285	779	194	146	140	480	597

13 - Team 13 Lane 5 HDCP=137 Avg=523

Name	Book Avg	Sex	Avg HDCP	Pins	Gms	High Game	High Sers	HDCP Game	HDCP Sers	-1-	-2-	-3-	Total	HDCP Total	
Kevin Kikuchi	196	M	193	27	13967	72	257	678	285	756	a183	a183	a183	549	630
Scott Hamamoto	150	M	144	76	13392	93	197	518	273	734	114	165	126	405	633
Mark Yokomizo	187	M	186	34	16570	89	259	629	290	718	190	170	a176	536	638

14 - Team 14 Lane 1 HDCP=190 Avg=470

Name	Book Avg	Sex	Avg HDCP	Pins	Gms	High Game	High Sers	HDCP Game	HDCP Sers	-1-	-2-	-3-	Total	HDCP Total	
Kaori Hall	124	W	131	89	4716	36	184	473	278	749	a121	a121	a121	363	630
Rai Dela Rama	146	M	159	61	13893	87	224	596	286	782	142	190	154	486	669
Michael Hara	180	M	180	40	15200	84	254	665	295	797	181	171	200	552	672

15 - Team 15 Lane 13 HDCP=95 Avg=565

Name	Book Avg	Sex	Avg HDCP	Pins	Gms	High Game	High Sers	HDCP Game	HDCP Sers	-1-	-2-	-3-	Total	HDCP Total	
Revon Mahuna	153	W	143	77	10320	72	187	492	262	724	121	115	113	349	577
Paul Shimizu	199	M	205	15	17272	84	279	730	292	769	195	216	204	615	660
George Parker	212	M	217	3	8499	39	276	712	277	721	a207	a207	a207	621	630

16 - Team 16 Lane 2 HDCP=139 Avg=521

Name	Book Avg	Sex	Avg HDCP	Pins	Gms	High Game	High Sers	HDCP Game	HDCP Sers	-1-	-2-	-3-	Total	HDCP Total	
Daniel Maxfield	186	M	189	31	15354	81	268	678	301	777	181	246	194	621	717
Mamo Tashima	132	M	143	77	13373	93	198	555	274	792	177	156	141	474	705
Kenneth Morita	183	M	189	31	17595	93	268	671	298	761	190	195	169	554	647

17 - Team 17 Lane 15 HDCP=185 Avg=475

Name	Book	Sex	Avg	HDCP	Pins	Gms	High Game	High Sers	HDCP Game	HDCP Sers	-1-	-2-	-3-	Total	HDCP Total
Mas Suruki	174	M	171	49	15437	90	232	570	281	714	125	156	167	448	592
Tom Fukunaga	134	M	131	89	9485	72	195	495	284	765	165	136	151	452	722
Bob Yamashita	186	M	173	47	14546	84	232	599	276	717	150	188	170	508	649

18 - Team 18 Lane 7 HDCP=179 Avg=481

Name	Book	Sex	Avg	HDCP	Pins	Gms	High Game	High Sers	HDCP Game	HDCP Sers	-1-	-2-	-3-	Total	HDCP Total
Donny Chitwood	169	M	174	46	8892	51	233	596	277	743	a164	a164	a164	492	630
Noreen Endow	---	W	124	96	11214	90	178	456	275	750	118	116	135	369	657
Stan Date	184	M	183	37	12690	69	239	627	277	751	a173	a173	a173	519	630

Temporary Substitutes

 Men

Name	Avg	HDCP	Pins	Gms	High Game	High Sers	HDCP Game	HDCP Sers	-1-	-2-	-3-	Total	HDCP Total
Richard Dela Rama	bk166	54	494	3	197	494						0	0
Gary Endow	bk146	74	701	6	142	372						0	0
Kevin Endow	172	48	2582	15	211	606						0	0
Kevin Eto	177	43	1595	9	207	597						0	0
James Geri	bk200	20	0	0	0	0						0	0
Daniel Giegoldt	166	54	5504	33	222	600	269	741				0	0
Tyler Hirano	74	146	5073	68	204	482	312	806				0	0
Kyle Minami	163	57	1471	9	201	514						0	0
Ryuto Murata	165	55	3466	21	224	592	279	757				0	0
Jon Pearlstein	215	5	2589	12	247	679						0	0
Tony Shiotani	173	47	12457	72	243	638	287	779				0	0
Keith Yamakawa	bk223	0	652	3	232	652						0	0

 Women

Name	Avg	HDCP	Pins	Gms	High Game	High Sers	HDCP Game	HDCP Sers	-1-	-2-	-3-	Total	HDCP Total
Nancy Kato	bk200	20	1143	6	222	578						0	0
Kelli Kobayashi	120	100	1025	6	235	583						0	0
Barb Yasui	120	100	626	6	124	364						0	0

Last Week's Top Scores

Team Scratch Game		Team Scratch Series		Team Handicap Game		Team Handicap Series	
659 Tigger's Die Hards		1934 Tigger's Die Hards		764 Murasaki		2162 Tigger's Die Hards	
Scratch Game		Scratch Series		Handicap Game		Handicap Series	
Men	268 Duane Koyano	709 Daniel Holland	278 Daniel Maxfield	722 Tom Fukunaga	268 Duane Koyano	721 Daniel Holland	717 Bing Lau Jr
	248 Daniel Holland	697 Duane Koyano	262 Mark Yamashita	717 Daniel Maxfield	246 Daniel Maxfield	717 Daniel Maxfield	714 Mark Yamashita
	238 Bing Tre Lau III	663 Bing Lau Jr	262 Kevin Hirano	724 Priscilla Yamakawa	234 Todd Niitsuma	626 Todd Niitsuma	719 Sandra Yamamoto
Women	258 San Mitchell	660 Jacey Opiana	275 San Mitchell	705 Jacey Opiana	245 Jacey Opiana	629 San Mitchell	680 San Mitchell
	224 Sandra Yamamoto	581 Sandra Yamamoto	260 Jacey Opiana	678 Kris Minami	216 Nikkita Mitchell	558 Nikkita Mitchell	
	199 Priscilla Yamakawa	562 Priscilla Yamakawa	253 Priscilla Yamakawa				

Season High Scores

Team Scratch Series		Team Scratch Game		Team Handicap Series		Team Handicap Game	
1960 Tigger's Die Hards		706 Need More Sticks!!!		2287 Team 3(2)		807 Bankai	
<i>Bowlers must have completed a minimum of 32 games to be eligible for any league award.</i>							
Scratch Series		Scratch Game		Handicap Series		Handicap Game	
Men	777 Bing Lau Jr	299 Duane Koyano	828 Bing Lau Jr	306 Eiji Fukumoto			
Women	745 San Mitchell	255 Jacey Opiana	779 Sandy Hirano	306 Doug Nakada			
				299 San Mitchell			

Individual High Averages

Men	221.06	Duane Koyano
Women	205.72	Jacey Opiana

Most Improved Average

Men	182	to	212.69	=	+30.69	Tyler Minami	Women	113	to	124.60	=	+11.60	Noreen Endow
------------	-----	----	--------	---	--------	--------------	--------------	-----	----	--------	---	--------	--------------

Local and Bowling Center Awards

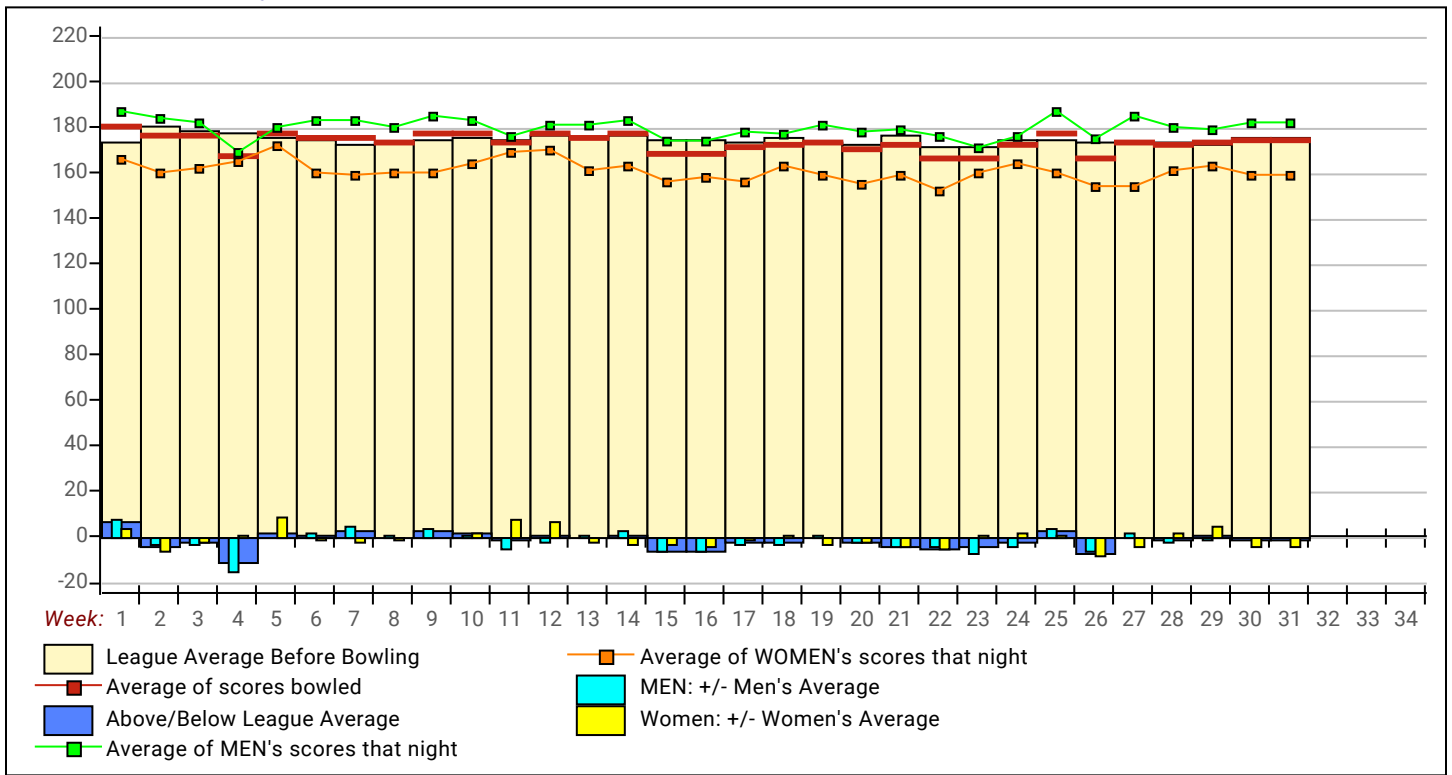
Name	Award Score	Award Received	Name	Award Score	Award Received
San Mitchell	258	250 Game (GLAC USBC)			

View Standings on the Web

Visit LeagueSecretary.com - This league's ID number is **122891**
 View standings, bowler history, statistics and more. Also check out the Mobile App.
 Visit bowl.com - This league's ID number is **9622**



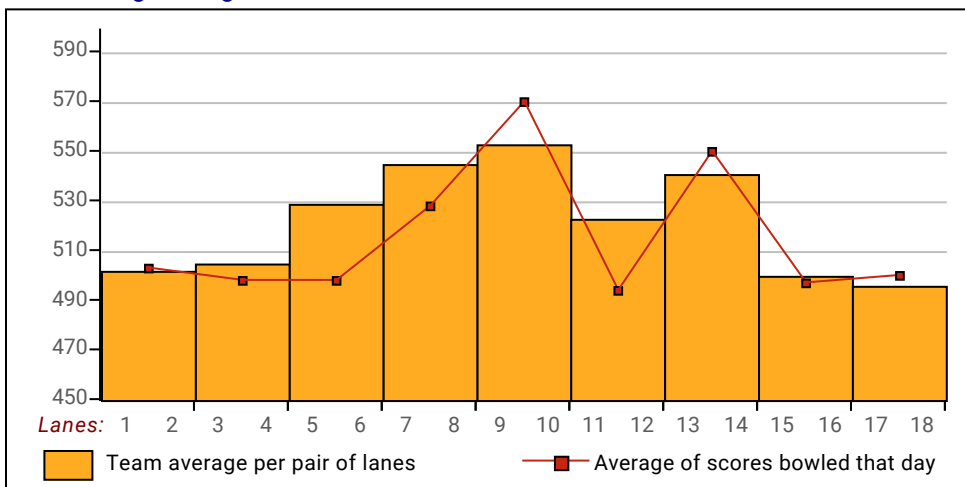
League Average Week-by-Week



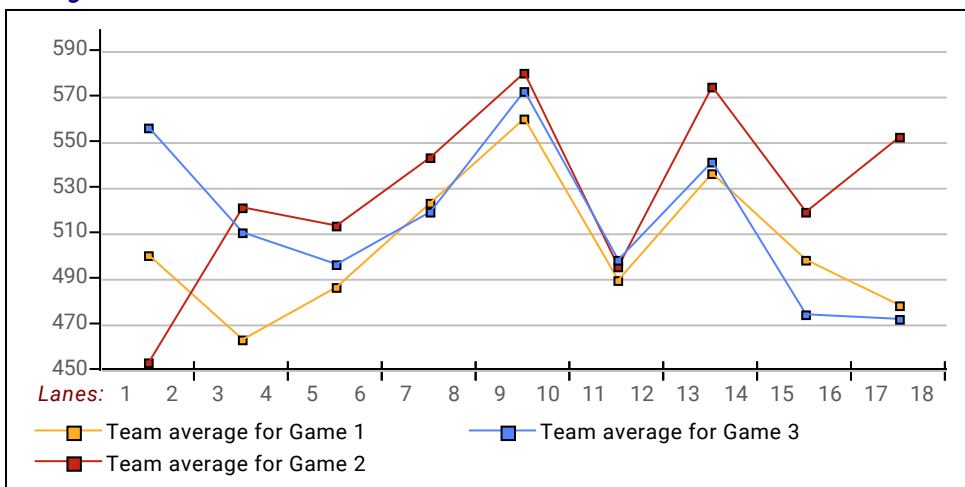
This Week's Statistics

	<u>Over All</u>	<u>Men</u>	<u>Women</u>
How many people bowled	47	32	15
Number of games bowled	140	95	45
Actual average of week's scores	174.65	182.14	158.84
How many games above average	67	48	19
How many games below average	72	46	26
Pins above/below average per game	-0.72	0.49	-3.29
How many people raised average	23	17	6
by this amount	0.41	0.39	0.46
How many people went down	24	15	9
by this amount	-0.51	-0.50	-0.52
League average before bowling	175.95	182.17	162.70
League average after bowling	175.89	182.14	162.57
Change in league average	-0.06	-0.03	-0.13
800s	--	--	--
775s	--	--	--
750s	--	--	--
725s	--	--	--
700s	1	1	--
675s	1	1	--
650s	2	1	1
625s	3	2	1
600s	2	2	--
575s	6	5	1
550s	4	2	2
525s	4	4	--
500s	6	6	--
475s	5	3	2
450s	2	2	--
425s	4	1	3
400s	2	1	1
below 400	5	1	4
300s	--	--	--
275s	--	--	--
250s	2	1	1
225s	11	9	2
200s	21	16	5
175s	36	33	3
150s	31	20	11
125s	28	14	14
100s	11	2	9
below 100	--	--	--

Team Average vs Avg of Scores



Average of Scores for Each Game



Amount Over/Under Team Average

