

500 Classic

Thursday 9:30 am

Winnetka Bowl

Lanes 3 - 10

USBC Certification: 455266 Lane Certification: 8846

President: Stacey Tarantino is on Lane 10 Vice President: Maria Paier is on Lane 8

Secretary/Treasurer: Marcia Logan is on Lane 10

Sergeant at Arms: Chris Drew is on Lane 4

Team Standings

Place	Lane	#	Team Name	Points Won	Points Lost	Year-To-Date WON	Scratch Pins	Team Avg	High Game	High Sers
1	6	1	Lightning (1)	31	11	66 ½	44281	475	564	1542
2	4	5	Alle Neune	27	15	58 ½	42640	457	531	1477
3	8	7	Time to Spare	26	16	61	43416	466	556	1561
4	10	2	PMS	22½	19½	45 ½	41698	447	538	1448
5	7	3	Strike it Rich	22	20	50	41987	450	542	1505
6	9	6	Wrecking Balls	14	28	37 ½	39800	431	511	1391
7	3	4	Bowlmates	14	28	32	37924	421	526	1412
8	5	8	2 Lefts & A Right	11½	30½	21	38562	413	513	1377

Review of Last Week's Bowling.....

Lanes	Team Name	-1-	-2-	-3-	Total	Last Wk WON		Team Name	-1-	-2-	-3-	Total	Last Wk WON
3-4	2 Lefts & A Right	430	467	398	1295	1	<--->	Wrecking Balls	470	423	430	1323	2
5-6	Time to Spare	398	505	478	1381	2	<--->	Alle Neune	430	480	411	1321	1
7-8	Bowlmates	422	428	428	1278	1	<--->	PMS	421	466	447	1334	2
9-10	Strike it Rich	452	445	472	1369	2	<--->	Lightning (1)	450	552	456	1458	1

Lane Assignments

3-4 5-6 7-8 9-10
Wk32 04/18 4- 5 8- 1 3- 7 6- 2
Wk33 04/25 🖱️ *Position Round- Start Lane - 3*
Wk34 05/02 🖱️ *Roll-Off- Start Lane - 3*

TEAM MATCH POINTS

Team 1	Team 2	Team 3	Team 4	Team 5	Team 6	Team 7	Team 8
183.5	134.0	142.5	106.5	155.0	121.0	174.0	97.5

Team Rosters

1 - Lightning (1) Lane 6 Avg=475

Team	Name	Book Avg	Pins	Gms	Avg	High Game	High Sers	-1-	-2-	-3-	Total	Points Won
1	Sandy Hughes	154	12978	87	149	200	526	149	193	163	505	48.0
1	Joann Messina	151	13881	93	149	219	531	124	182	116	422	65.5
1	Sylvia Hedding	169	14914	84	177	266	619	a177	a177	a177	531	70.0

2 - PMS Lane 10 Avg=447

Team	Name	Book Avg	Pins	Gms	Avg	High Game	High Sers	-1-	-2-	-3-	Total	Points Won
2	Stacey Tarantino	155	10738	72	149	203	517	139	176	130	445	39.0
2	Pat Peskin	135	9210	73	126	213	444	a126	a126	a126	378	30.0
2	Marcia Logan	166	15534	90	172	232	618	156	164	191	511	60.0

3 - Strike it Rich Lane 7 Avg=450

Team	Name	Book Avg	Pins	Gms	Avg	High Game	High Sers	-1-	-2-	-3-	Total	Points Won
3	Carole Peire	145	12074	80	150	211	549	158	157	171	486	46.0
3	Trish Carpenter	147	12910	87	148	187	500	152	160	155	467	57.0
3	Barbara Vaccarello	156	14191	93	152	204	544	142	128	146	416	36.5

4 - Bowlmates Lane 3 Avg=421

Team	Name	Book Avg	Pins	Gms	Avg	High Game	High Sers	-1-	-2-	-3-	Total	Points Won
4	Henny Shepherd	138	10259	72	142	196	522				0	34.0
4	Meleese Seigler	144	11975	84	142	193	498				0	48.0
4	Dina Hoffman	139	11553	84	137	197	500	112	114	158	384	20.5

5 - Alle Neune Lane 4 Avg=457

Team	Name	Book Avg	Pins	Gms	Avg	High Game	High Sers	-1-	-2-	-3-	Total	Points Won
5	Petra Kaun	159	14962	90	166	233	571	158	191	159	508	69.0
5	Georgett Studnicka	109	9996	87	114	166	438	101	108	108	317	16.0
5	Chris Drew	181	14593	82	177	238	622	171	181	144	496	70.0

6 - Wrecking Balls Lane 9 Avg=431

Team	Name	Book Avg	Pins	Gms	Avg	High Game	High Sers	-1-	-2-	-3-	Total	Points Won
6	Linda Fenwick	141	12033	80	150	200	496	143	148	165	456	45.0
6	Patti Di Luigi	136	4195	33	127	179	435	136	108	129	373	11.0
6	Laura Mouzis	151	14379	93	154	212	541	191	167	136	494	42.0

7 - Time to Spare Lane 8 Avg=466

Team	Name	Book Avg	Pins	Gms	Avg	High Game	High Sers	-1-	-2-	-3-	Total	Points Won
7	Tess Avila	160	12072	78	154	212	551	136	167	170	473	55.0
7	Maria Paier	158	12403	78	159	217	554	134	181	161	476	72.5
7	Georgia Garey	—	14266	93	153	221	531	128	157	147	432	39.5

8 - 2 Lefts & A Right Lane 5 Avg=413

Team	Name	Book Avg	Pins	Gms	Avg	High Game	High Sers	-1-	-2-	-3-	Total	Points Won
8	Debbie Stelle	123	9591	72	133	177	483	a133	a133	a133	399	25.0
8	Elaine Mandato	140	11438	85	134	182	482	148	157	116	421	35.5
8	Gaynell Jackson	146	12773	87	146	194	526	149	177	149	475	37.0

Temporary Substitutes

Team	Name	Book Avg	Pins	Gms	Avg	High Game	High Sers	-1-	-2-	-3-	Total	Points Won
0	Fran Briscoe	159	1916	12	159	188	486				0	9.0
0	Cindy Dominguez	—	442	3	165	185	442				0	1.0
0	Carol Ellis	161	900	6	bk161	173	458				0	3.0
0	Sharon Enriquez	158	486	3	bk158	171	486				0	2.0
0	Barbara Holland	126	4177	36	116	142	392				0	15.0
0	Pauline Mengel	136	431	3	bk136	163	431				0	1.0
4	Patricia Rebbeck	155	438	3	bk155	153	438	153	140	145	438	2.0
4	Dayve Spencer	134	456	3	bk134	174	456	157	174	125	456	2.0

Last Week's Top Scores

Team Scratch Game	
552	Lightning (1)
Scratch Game	
193	Sandy Hughes
191	Petra Kaun
191	Laura Mouzis
191	Marcia Logan
182	Joann Messina

Team Scratch Series	
1458	Lightning (1)
Scratch Series	
511	Marcia Logan
508	Petra Kaun
505	Sandy Hughes
496	Chris Drew
494	Laura Mouzis

Season High Scores

Team Scratch Series	
1561	Time to Spare
Scratch Series	
622	Chris Drew

Team Scratch Game	
564	Lightning (1)
Scratch Game	
266	Sylvia Hedding

Individual High Averages

177.96 Chris Drew

Most Improved Average

123 to 133.21 = +10.21 Debbie Stelle

High Individual Match Points

72.5 Maria Paier

70 Chris Drew

70 Sylvia Hedding

View Standings on the Web

Visit LeagueSecretary.com - This league's ID number is 121982
 View standings, bowler history, statistics and more. Also check out the Mobile App.
 Visit bowl.com - This league's ID number is 6931



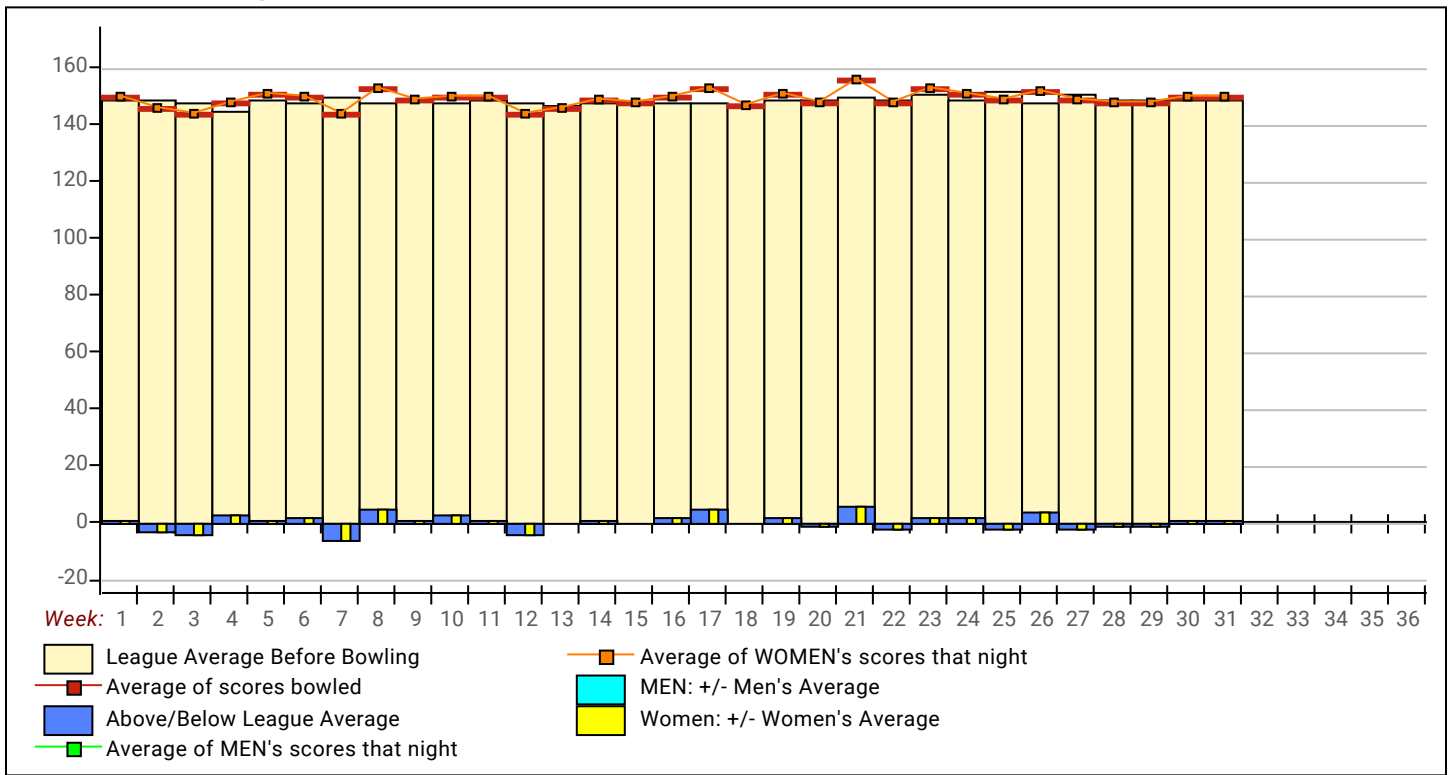
Average List of Regular Team Members

<u>Name</u>	<u>Pins</u>	<u>Gms</u>	<u>True Average</u>	<u>Name</u>	<u>Pins</u>	<u>Gms</u>	<u>True Average</u>
Drew, Chris	14593	82	177.96	Hughes, Sandy	12978	87	149.17
Hedding, Sylvia	14914	84	177.55	Tarantino, Stacey	10738	72	149.14
Logan, Marcia	15534	90	172.60	Carpenter, Trish	12910	87	148.39
Kaun, Petra	14962	90	166.24	Jackson, Gaynell	12773	87	146.82
Paier, Maria	12403	78	159.01	Seigler, Meleese	11975	84	142.56
Avila, Tess	12072	78	154.77	Shepherd, Henny	10259	72	142.49
Mouzis, Laura	14379	93	154.61	Hoffman, Dina	11553	84	137.54
Garey, Georgia	14266	93	153.40	Mandato, Elaine	11438	85	134.56
Vaccarello, Barbara	14191	93	152.59	Stelle, Debbie	9591	72	133.21
Peire, Carole	12074	80	150.93	Di Luigi, Patti	4195	33	127.12
Fenwick, Linda	12033	80	150.41	Peskin, Pat	9210	73	126.16
Messina, Joann	13881	93	149.26	Studnicka, Georgett	9996	87	114.90

High match Points: All Members of This League

<u>Name</u>	<u>Points Won</u>	<u>Points Lost</u>	<u>%Won</u>	<u>Name</u>	<u>Points Won</u>	<u>Points Lost</u>	<u>%Won</u>
Maria Paier	72.5	14.5	83.33 %	Barbara Vaccarello	36.5	56.5	39.25 %
Chris Drew	70.0	21.5	76.50 %	Elaine Mandato	35.5	57.5	38.17 %
Sylvia Hedding	70.0	23.0	75.27 %	Henny Shepherd	34.0	52.0	39.53 %
Petra Kaun	69.0	24.0	74.19 %	Pat Peskin	30.0	61.0	32.97 %
Joann Messina	65.5	27.5	70.43 %	Debbie Stelle	25.0	65.0	27.78 %
Marcia Logan	60.0	33.0	64.52 %	Dina Hoffman	20.5	72.5	22.04 %
Trish Carpenter	57.0	36.0	61.29 %	Georgett Studnicka	16.0	77.0	17.20 %
Tess Avila	55.0	32.0	63.22 %	Barbara Holland	15.0	42.0	26.32 %
Sandy Hughes	48.0	45.0	51.61 %	Patti Di Luigi	11.0	25.0	30.56 %
Meleese Seigler	48.0	42.0	53.33 %	Fran Briscoe	9.0	3.0	75.00 %
Carole Peire	46.0	41.0	52.87 %	Carol Ellis	3.0	3.0	50.00 %
Linda Fenwick	45.0	39.0	53.57 %	Sharon Enriquez	2.0	1.0	66.67 %
Laura Mouzis	42.0	51.0	45.16 %	Dayve Spencer	2.0	1.0	66.67 %
Georgia Garey	39.5	53.5	42.47 %	Patricia Rebbeck	2.0	1.0	66.67 %
Stacey Tarantino	39.0	45.0	46.43 %	Cindy Dominguez	1.0	2.0	33.33 %
Gaynell Jackson	37.0	56.0	39.78 %	Pauline Mengel	1.0	2.0	33.33 %

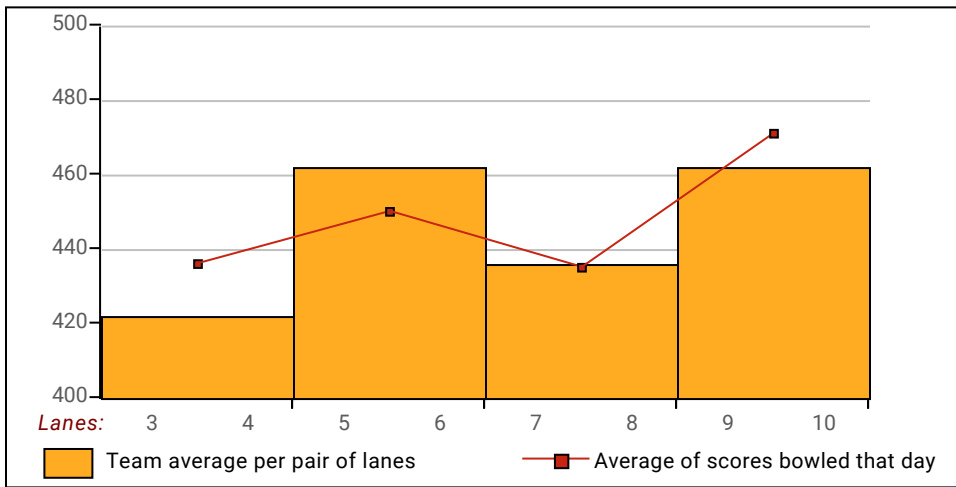
League Average Week-by-Week



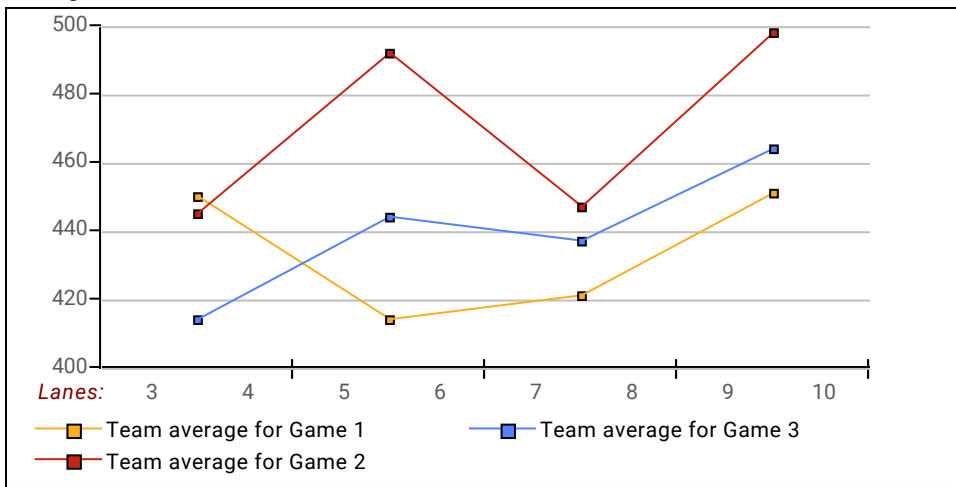
This Week's Statistics

	<u>Women</u>
How many people bowled	21
Number of games bowled	63
Actual average of week's scores	150.02
How many games above average	32
How many games below average	31
Pins above/below average per game	0.92
How many people raised average	10
by this amount	2.06
How many people went down	11
by this amount	-1.06
League average before bowling	149.45
League average after bowling	149.88
Change in league average	0.43
800s	--
775s	--
750s	--
725s	--
700s	--
675s	--
650s	--
625s	--
600s	--
575s	--
550s	--
525s	--
500s	3
475s	5
450s	4
425s	3
400s	3
below 400	3
300s	--
275s	--
250s	--
225s	--
200s	--
175s	9
150s	23
125s	22
100s	9
below 100	--

Team Average vs Avg of Scores



Average of Scores for Each Game



Amount Over/Under Team Average

