

# Mixed Classic Handicap

Wednesday 6:45 pm

## Winnetka Bowl

Lanes 1 - 32

USBC Certification: 455254 Lane Certification: 8846  
 President: Karl Kurtz is on Lane 14 Vice President: Chris Drew is on Lane 27  
 Secretary/Treasurer: Rusty Bryant is on Lane 19

### Team Standings

Place	#	Team Name	1st Part		2nd Part		3rd Part		Year-To-Date	High Game	High Sers	Team Avg
			WON	Place	WON	Place	WON	Place				
1	10	Charlie	18	12	17	20	13	1	48	1219	3469	1074
2	31	RUFN ME?	21	6	21	6	13	2	55	1194	3381	1031
3	2	Terrible Twos	17	20	20	9	13	3	50	1207	3321	1031
4	23	Friends & Family	12	32	18	18	13	4	43	1111	2997	926
5	9	Check's in the Mail	16	22	21 ½	4	12	5	49 ½	1179	3402	1035
6	27	Pinchi 3.0	17	19	18	15	12	6	47	1160	3208	1032
7	15	Dollar Dave	15 ½	26	18	17	12	7	45 ½	1206	3253	1007
8	29	Old But Damn Good	18	15	16	25	12	8	46	1118	3136	991
9	18	Train Wreck	17	17	17	23	12	9	46	1137	3226	964
10	26	Put Some Foil On It	16	24	18	14	11	10	45	1133	3221	1014
11	7	5'2 & Above	25	1	18 ½	11	10	11	53 ½	1210	3333	1035
12	21	The BlackJacks	14	29	18	13	10	12	42	1163	3369	1030
13	1	This Is Boo Sheet 2.0	20	8	22 ½	3	10	13	52 ½	1165	3275	1027
14	13	You Got One Job!	16	25	17	24	10	14	43	1082	3073	940
15	12	Waste Management	23	3	21	5	9	15	53	1267	3498	1071
16	5	GOTZZUM	18	13	22 ½	2	9	16	49 ½	1257	3312	1020
17	30	Pin Nutz!	17	18	17	22	9	17	43	1210	3152	1005
18	24	Da Bruthas	21	7	18	16	9	18	48	1180	3207	1022
19	16	No Ten Pin	23	5	20	10	9	19	52	1075	3062	949
20	20	You Wouldn't Get It	16	23	15 ½	26	8	20	39 ½	1151	3229	1002
21	8	Team 8	15	27	14 ½	28	8	21	37 ½	1145	3124	972
22	4	Orange R us	17	21	11 ½	32	8	22	36 ½	971	2792	856
23	3	Julia's Gonna Be Late...	19	11	15	27	8	23	42	1159	3164	994
24	19	Team 19	17 ½	16	20	7	7	24	44 ½	1182	3293	1015
25	14	No Whammies!!!	13	31	20	8	6	25	39	1182	3252	1030
26	28	Fuh Q Corbin	25	2	18 ½	12	6	26	49 ½	1175	3276	982
27	32	Where's Effing Jenn	19	10	17	21	5	27	41	1194	3424	1015
28	11	*Brooklyn Avengers*	14	30	24	1	5	28	43	1103	3190	953
29	6	Mr. PBA	18	14	17 ½	19	5	29	40 ½	1098	3141	980
30	17	"Ger-ree"	15	28	13 ½	31	5	30	33 ½	1084	3026	955
31	22	(Wo) man on!	20	9	14 ½	29	5	31	39 ½	1103	2993	940
32	25	Woo Hoo!!	23	4	13 ½	30	4	32	40 ½	1201	3400	1081

### Review of Last Week's Bowling.....

Lanes	Team Name	HDCP -1-	HDCP -2-	HDCP -3-	HDCP Total	Last Wk WON	Team Name	HDCP -1-	HDCP -2-	HDCP -3-	HDCP Total	Last Wk WON
1-2	"Ger-ree"	1126	953	959	3038	1	<---> This Is Boo Sheet 2.0	1025	1058	1068	3151	2
3-4	Pin Nutz!	1042	1033	1045	3120	2	<---> Fuh Q Corbin	1114	1018	950	3082	1
5-6	Where's Effing Jenn	992	1070	1014	3076	0	<---> GOTZZUM	1064	1129	1020	3213	3
7-8	Charlie	1052	1013	1219	3284	0	<---> Waste Management	1138	1146	1226	3510	3
9-10	The BlackJacks	1067	1037	1061	3165	3	<---> You Got One Job!	1040	898	1023	2961	0
11-12	Put Some Foil On It	941	1016	985	2942	1	<---> You Wouldn't Get It	1092	1140	936	3168	2
13-14	Orange R us	1025	980	963	2968	1	<---> Dollar Dave	1010	1206	1014	3230	2
15-16	Da Bruthas	1073	1088	1025	3186	1	<---> 5'2 & Above	1180	1135	1018	3333	2
17-18	RUFN ME?	1136	1102	1143	3381	3	<---> Team 8	1015	1083	1062	3160	0
19-20	Friends & Family	1054	1013	978	3045	3	<---> (Wo) man on!	904	929	884	2717	0
21-22	Pinchi 3.0	1046	1067	994	3107	1	<---> No Whammies!!!	1095	1066	1069	3230	2
23-24	*Brooklyn Avengers*	1022	947	1018	2987	0	<---> Terrible Twos	1068	1063	1105	3236	3
25-26	Old But Damn Good	980	1054	1028	3062	0	<---> Check's in the Mail	1091	1111	1032	3234	3
27-28	Woo Hoo!!	1072	884	1060	3016	0	<---> Train Wreck	1087	1067	1075	3229	3
29-30	Mr. PBA	889	977	895	2761	0	<---> Julia's Gonna Be Late.	932	1048	950	2930	3
31-32	No Ten Pin	1025	984	974	2983	2	<---> Team 19	965	935	1029	2929	1

### Lane Assignments

	1-2	3-4	5-6	7-8	9-10	11-12	13-14	15-16	17-18	19-20	21-22	23-24	25-26	27-28	29-30	31-32
Wk31 04/03	12-30	13-24	4-10	1-7	15-20	21-32	17-5	26-28	23-2	9-19	11-6	16-8	3-25	29-27	14-31	18-22
Wk32 04/10	31-6	11-16	2-27	29-23	22-8	3-9	18-19	25-14	4-17	7-10	32-12	30-21	1-28	13-15	26-24	5-20
Wk33 04/17	11-29	22-31	3-19	6-14	18-16	27-25	8-2	23-9	10-21	28-17	15-24	4-5	26-7	32-20	1-12	30-13

<b>Strike Pot</b>
\$2099.00

<b>IMPORTANT REMINDERS!</b>
The summer league is now forming. A minimum of 3 of the 5 bowlers on the current roster must bowl in the summer league together to guarantee a team spot for the 2024-25 fall-winter season. Please see Rusty or Karl to sign up for the summer league.
Our league rules state that a bowler may not be in arrears in bowling fees more than \$70 (2 weeks). If you are more than \$70 in arrears please pay your shortages tonight. Thank you.

**Team Rosters**

**1 - This Is Boo Sheet 2.0** Lane 7 HDCP=7 Avg=1027

Team	Name	Book Avg	Pins	Gms	Avg	High Game	High Sers	-1-	-2-	-3-	Total
1	Anthony Sharpsteen	206	18312	89	205	279	709	180	225	254	659
1	Keith Krolak	—	11250	57	197	278	672	225	175	198	598
1	Joe Macklin	199	16855	83	203	278	740	175	210	206	591
1	Mike Wilson	195	14979	72	208	279	708	a198	a198	a198	594
1	Tom Everitt	223	17396	81	214	297	719	247	250	212	709
1	Dusty Johnson	182	4070	23	176	244	596				0

**2 - Terrible Twos** Lane 18 HDCP=0 Avg=1031

Team	Name	Book Avg	Pins	Gms	Avg	High Game	High Sers	-1-	-2-	-3-	Total
2	Clinton Clark	175	17006	84	202	279	734	195	223	259	677
2	Joshua Frazier	184	13923	72	193	278	682	173	195	197	565
2	Ray Stoy	195	16983	90	188	269	721	209	171	191	571
2	Aaron Thaler	228	10429	45	231	290	758	245	236	243	724
2	Jerome Robinson	216	18264	84	217	279	741	246	238	215	699

**3 - Julia's Gonna Be Late...** Lane 25 HDCP=78 Avg=994

Team	Name	Book Avg	Pins	Gms	Avg	High Game	High Sers	-1-	-2-	-3-	Total
3	Chris Bui	189	17227	87	198	265	678	199	247	203	649
3	Jose Sierra	—	13593	75	181	254	681	203	177	157	537
3	Julia Frias	217	16526	75	220	279	751	210	258	187	655
3	Darwin Rubio	199	17434	87	200	289	710	179	171	199	549
3	Denny Jiramoree	197	15863	81	195	300	724	141	195	204	540

**4 - Orange R us** Lane 5 HDCP=196 Avg=856

Team	Name	Book Avg	Pins	Gms	Avg	High Game	High Sers	-1-	-2-	-3-	Total
4	Leonor Bermeo	150	11328	81	139	201	522	175	139	135	449
4	Marvin Haywood	166	13161	81	162	207	555	149	145	148	442
4	Rosa Oliva-Ramirez	163	12390	75	165	210	558	153	156	173	482
4	Tom Miller	183	14535	84	173	248	598	199	186	147	532
4	Jose Gutierrez	216	17610	81	217	277	769	215	220	226	661

**5 - GOTZZUM** Lane 14 HDCP=0 Avg=1020

Team	Name	Book Avg	Pins	Gms	Avg	High Game	High Sers	-1-	-2-	-3-	Total
5	Chuck Hansen	199	10963	57	192	257	684	226	199	181	606
5	Dwayne Edwards	204	16660	84	198	288	693	190	197	230	617
5	Dan Onestinghel	192	15149	81	187	247	662	212	246	190	648
5	Johnnie Englehart	216	18606	84	221	300	786	268	239	184	691
5	Karl Kurtz	227	20037	90	222	289	748	168	248	235	651

**6 - Mr. PBA** Lane 22 HDCP=0 Avg=980

Team	Name	Book Avg	Pins	Gms	Avg	High Game	High Sers	-1-	-2-	-3-	Total
6	Mike Cohen	186	16181	84	192	266	702	159	204	179	542
6	Anthony Khoury	—	16287	86	189	257	683	181	233	178	592
6	Mark Porter	206	16237	79	205	269	740	165	156	154	475
6	Di-onte Smith	199	13602	69	197	267	710	a187	a187	a187	561
6	Jack Roquemore	193	14204	72	197	267	710	a187	a187	a187	561

**7 - 5'2 & Above** Lane 8 HDCP=0 Avg=1035

Team	Name	Book Avg	Pins	Gms	Avg	High Game	High Sers	-1-	-2-	-3-	Total
7	Jacey Opiana	201	17986	87	206	267	713				0
7	Tyler Minami	182	18187	87	209	300	736	257	253	200	710
7	Jeisler Salunga	206	17820	87	204	277	705	276	236	146	658
7	Nathan de Leon	202	18487	90	205	267	719	255	240	208	703
7	Emmanuel Dizon	214	18371	87	211	268	711	159	170	257	586

**8 - Team 8** Lane 24 HDCP=0 Avg=972

Team	Name	Book Avg	Pins	Gms	Avg	High Game	High Sers	-1-	-2-	-3-	Total
8	Steve Fogel	206	18467	87	212	268	733	206	259	222	687
8	Don Lollar	187	13181	69	191	265	656	166	161	182	509
8	Kerry Stringfellow	176	10460	63	166	253	587	187	161	187	535
8	Ray Plasse	192	16983	84	202	269	719	214	214	222	650
8	Paul Gage	198	16954	84	201	279	730	189	235	196	620

9 - Check's in the Mail Lane 19 HDCP=0 Avg=1035

Team	Name	Book Avg	Pins	Gms	Avg	High Game	High Sers	-1-	-2-	-3-	Total
9	Duane Koyano	216	17302	81	213	269	785	269	268	248	785
9	Michael Hara	180	14375	78	184	254	680	203	196	182	581
9	Setu Molia	200	18852	90	209	295	817	170	189	181	540
9	Jay Bejar Jr	211	19079	87	219	279	731	233	223	245	701
9	Rusty Bryant	214	17666	84	210	280	758	216	235	176	627
9	Mike Willis	212	1922	9	213	239	653				0

10 - Charlie Lane 6 HDCP=0 Avg=1074

Team	Name	Book Avg	Pins	Gms	Avg	High Game	High Sers	-1-	-2-	-3-	Total
10	Kevin Duran	210	18070	87	207	279	731				0
10	Tim Shope	213	19464	90	216	289	743	202	222	289	713
10	Shawn Switzer	210	17875	84	212	288	737	213	205	255	673
10	Jeremy Pearson	217	19474	90	216	299	717	206	189	202	597
10	Jon Pearlstein	212	18099	81	223	298	777	215	217	246	678

11 - \*Brooklyn Avengers\* Lane 21 HDCP=24 Avg=953

Team	Name	Book Avg	Pins	Gms	Avg	High Game	High Sers	-1-	-2-	-3-	Total
11	Mars Pichay	150	11585	78	148	210	492	111	140	159	410
11	Devin Koba	178	17619	87	202	300	715	224	214	189	627
11	Marcel Pichay	191	15328	81	189	269	692	171	146	171	488
11	Avin Carolino	215	19014	90	211	279	741	214	225	223	662
11	Marc de Leon	191	17685	87	203	279	704	235	155	209	599

12 - Waste Management Lane 1 HDCP=0 Avg=1071

Team	Name	Book Avg	Pins	Gms	Avg	High Game	High Sers	-1-	-2-	-3-	Total
12	Earl Enero	197	19345	90	214	290	764	265	209	290	764
12	David Palacio	198	17377	87	199	269	713	144	219	238	601
12	Rich Morrow Jr	204	15323	75	204	288	731	256	188	225	669
12	John Thoman	216	18273	84	217	300	739	213	268	258	739
12	Justin Pluchino	243	21399	90	237	300	856	256	258	211	725

13 - You Got One Job! Lane 3 HDCP=73 Avg=940

Team	Name	Book Avg	Pins	Gms	Avg	High Game	High Sers	-1-	-2-	-3-	Total
13	Kevin McNeal	192	17083	87	196	288	737	206	171	215	592
13	Jorge Benitez	161	14869	83	179	245	637	203	128	156	487
13	Ernie Barreto	177	11376	66	172	231	583	126	137	170	433
13	Mo Thomas Jr.	178	15839	84	188	268	670	208	167	181	556
13	Joe Fonvergne	206	18480	90	205	289	735	216	214	220	650

14 - No Whammies!!! Lane 29 HDCP=0 Avg=1030

Team	Name	Book Avg	Pins	Gms	Avg	High Game	High Sers	-1-	-2-	-3-	Total
14	Jeremy Davis	211	14658	66	222	280	749	259	246	223	728
14	Lon Gruen	199	17234	86	200	290	674	236	214	224	674
14	Bobby Ballard	198	4746	24	197	235	639	183	223	221	627
14	Darryl Epps	191	11711	63	185	255	635	190	158	211	559
14	Jesse Chastain	231	16974	75	226	300	758	227	225	190	642

15 - Dollar Dave Lane 9 HDCP=0 Avg=1007

Team	Name	Book Avg	Pins	Gms	Avg	High Game	High Sers	-1-	-2-	-3-	Total
15	Leeanne Jilek	202	11936	57	209	277	704	184	277	234	695
15	Dave Dubois	189	13319	72	184	239	635	180	213	146	539
15	James Buchmann	186	12181	62	196	277	691	212	215	255	682
15	Michael Delong	192	18088	90	200	268	723	231	226	181	638
15	Anthony Dancel	223	17732	81	218	279	752	203	275	198	676
15	Pat Jilek	163	8442	54	156	202	533				0

16 - No Ten Pin Lane 23 HDCP=20 Avg=949

Team	Name	Book Avg	Pins	Gms	Avg	High Game	High Sers	-1-	-2-	-3-	Total
16	George Ritter	175	15703	87	180	242	651	151	170	173	494
16	Kenneth Morita	183	16647	90	184	247	647	181	172	166	519
16	Richard Taylor	192	16895	87	194	267	681	235	225	220	680
16	John Jaszarowski	189	1110	6	bk189	235	561	212	165	172	549
16	Kyle Revilla	184	17386	86	202	287	722	187	193	184	564
16	John Di Pietro Sr.	186	2166	12	180	214	566				0

17 - "Ger-ree" Lane 13 HDCP=58 Avg=955

Team	Name	Book Avg	Pins	Gms	Avg	High Game	High Sers	-1-	-2-	-3-	Total
17	Gerry Chinn (Rh)	164	14021	84	166	244	617	215	159	131	505
17	Juan Bermeo	188	17150	90	190	277	657	212	203	201	616
17	Joe Micheri	201	17196	87	197	257	700	223	180	171	574
17	Joe Garcia	199	16043	81	198	265	650	202	170	179	551
17	Marty Petty	203	18400	90	204	267	707	211	178	214	603

18 - Train Wreck Lane 31 HDCP=0 Avg=964

Team	Name	Book Avg	Pins	Gms	Avg	High Game	High Sers	-1-	-2-	-3-	Total
18	Tom Leigh	201	11958	60	199	268	790	157	202	192	551
18	John Rose	185	16208	87	186	279	663	205	206	191	602
18	Doug Baillie	197	15470	81	190	279	708	199	170	192	561
18	Tony Pensanti	193	16809	87	193	257	679	172	223	170	565
18	Robert Cohen	203	16500	84	196	265	677	245	157	221	623
18	Ruben Sarkissian	197	7383	35	210	279	725				0

19 - Team 19 Lane 20 HDCP=18 Avg=1015

Team	Name	Book Avg	Pins	Gms	Avg	High Game	High Sers	-1-	-2-	-3-	Total
19	Bryan Cooke	204	18165	87	208	279	738	181	174	172	527
19	Ellis Starks	185	12439	66	188	259	678	147	184	217	548
19	Adam Kovalsky	194	16392	84	195	279	691	225	160	235	620
19	Alex Gutierrez	204	16485	75	219	279	760	235	210	192	637
19	Jeff Owens	207	18512	90	205	269	733	177	207	213	597

20 - You Wouldn't Get It Lane 10 HDCP=4 Avg=1002

Team	Name	Book Avg	Pins	Gms	Avg	High Game	High Sers	-1-	-2-	-3-	Total
20	Colby Michaels	204	16066	74	217	277	750	205	262	178	645
20	Tracy Campbell	170	12890	78	165	222	616	179	180	169	528
20	Alex Schwartz	208	13260	66	200	258	724	223	257	181	661
20	Joel Andrade	190	18518	90	205	279	680	236	227	215	678
20	Kevin Rodriguez	194	16842	78	215	286	774	237	202	181	620

21 - The BlackJacks Lane 11 HDCP=0 Avg=1030

Team	Name	Book Avg	Pins	Gms	Avg	High Game	High Sers	-1-	-2-	-3-	Total
21	Jimmy Bridges	199	17632	81	217	290	789	213	248	199	660
21	Gary Markowitz	217	18862	86	219	276	779	217	249	226	692
21	Kevin Fatherree	184	15994	90	177	245	649	158	157	186	501
21	Russell Ching	193	16870	87	193	248	654	225	225	204	654
21	Howard Horowitz	218	20183	90	224	289	756	254	158	246	658

22 - (Wo) man on! Lane 32 HDCP=21 Avg=940

Team	Name	Book Avg	Pins	Gms	Avg	High Game	High Sers	-1-	-2-	-3-	Total
22	Monise Kelly	180	15655	84	186	251	646	160	201	144	505
22	Russel Monroe	178	15894	90	176	248	654	192	169	202	563
22	Ken Oliver	181	15806	87	181	254	635	178	170	179	527
22	David Jaques	194	17908	90	198	276	722	169	191	218	578
22	Jeff Stitz	200	17319	87	199	278	777	205	198	141	544

23 - Friends & Family Lane 17 HDCP=94 Avg=926

Team	Name	Book Avg	Pins	Gms	Avg	High Game	High Sers	-1-	-2-	-3-	Total
23	Shawn Dier	194	14609	72	202	300	701	197	300	203	700
23	Arron Johnson	150	10313	66	156	226	555	193	134	226	553
23	Bonaventure Butts Jr	180	12946	72	179	267	684	172	178	204	554
23	Hunter Fowble	188	17097	90	189	267	671	247	183	168	598
23	Bonaventure Butts Sr	209	17479	87	200	269	723	229	202	161	592

24 - Da Bruthas Lane 4 HDCP=0 Avg=1022

Team	Name	Book Avg	Pins	Gms	Avg	High Game	High Sers	-1-	-2-	-3-	Total
24	Ronnie Young Jr	203	16621	83	200	289	730	236	239	201	676
24	DeLeon Howard III	178	16155	86	187	241	640	187	234	201	622
24	Terry Posey	---	7900	39	202	275	684	193	171	190	554
24	Ellis Trotter	209	18405	87	211	300	777	215	171	211	597
24	Randall Williams	217	20042	90	222	300	813	224	255	204	683

25 - Woo Hoo!! Lane 26 HDCP=0 Avg=1081

Team	Name	Book Avg	Pins	Gms	Avg	High Game	High Sers	-1-	-2-	-3-	Total
25	Kyler Orosco	227	16391	69	237	300	826	226	146	226	598
25	Dave Schettini	207	16654	78	213	269	753	202	204	225	631
25	Akayla Orosco	—	4083	21	194	245	681	181	134	209	524
25	Frank Chiodo	209	18481	87	212	298	730	248	216	202	666
25	Tony Zuniga	222	18908	84	225	300	774	215	184	198	597
25	Windy Campbell	174	9005	54	166	225	603				0

26 - Put Some Foil On It Lane 15 HDCP=0 Avg=1014

Team	Name	Book Avg	Pins	Gms	Avg	High Game	High Sers	-1-	-2-	-3-	Total
26	Amy Lew	156	14418	84	171	216	597	148	202	156	506
26	Bill Lew	200	18572	90	206	267	685	196	224	188	608
26	John Ross	207	18634	90	207	277	677	222	195	205	622
26	Stephen Warren	217	18874	87	216	300	748	184	180	223	587
26	Adam Lew	216	16947	79	214	278	747	191	215	213	619

27 - Pinchi 3.0 Lane 28 HDCP=0 Avg=1032

Team	Name	Book Avg	Pins	Gms	Avg	High Game	High Sers	-1-	-2-	-3-	Total
27	Kevin Ngo	227	10275	48	214	268	731				0
27	Larry Manlapit	208	6511	33	197	258	703	213	255	197	665
27	Jesse Gutierrez	199	16596	81	204	261	727	204	184	193	581
27	Oscar Padilla	202	15410	75	205	278	696	245	246	202	693
27	Adrian Florian	211	18468	87	212	280	758	181	191	194	566

28 - Fuh Q Corbin Lane 16 HDCP=28 Avg=982

Team	Name	Book Avg	Pins	Gms	Avg	High Game	High Sers	-1-	-2-	-3-	Total
28	Neema Khazaie	212	18219	85	214	279	749	264	244	180	688
28	Kristen Carroll	156	11549	72	160	210	603				0
28	Brent Brehm	192	17235	90	191	256	673	235	164	164	563
28	David Molina	193	14624	72	203	298	670	215	192	205	612
28	Ryan Lunsford	207	18683	87	214	289	724	203	225	211	639

29 - Old But Damn Good Lane 27 HDCP=36 Avg=991

Team	Name	Book Avg	Pins	Gms	Avg	High Game	High Sers	-1-	-2-	-3-	Total
29	Terry Walker	191	15807	84	188	247	670	183	191	177	551
29	Bud Brechbill	214	16698	81	206	257	706	170	188	222	580
29	Chris Drew	178	14977	83	180	231	627	162	179	177	518
29	San Mitchell	193	17019	87	195	279	682	236	254	192	682
29	Craig Kisro	229	19328	87	222	287	776	192	205	223	620

30 - Pin Nutz! Lane 2 HDCP=59 Avg=1005

Team	Name	Book Avg	Pins	Gms	Avg	High Game	High Sers	-1-	-2-	-3-	Total
30	Colby Noji	220	18835	87	216	288	737	211	192	204	607
30	Dorothy Bell	170	15157	90	168	224	585	134	202	204	540
30	Clint Noji	182	17143	90	190	252	653	219	164	201	584
30	John McDonough	207	16742	78	214	290	756	238	226	182	646
30	Patrick Michaels	226	19588	90	217	300	740	235	244	249	728

31 - RUFN ME? Lane 30 HDCP=0 Avg=1031

Team	Name	Book Avg	Pins	Gms	Avg	High Game	High Sers	-1-	-2-	-3-	Total
31	James Heylek	196	17819	90	197	259	714	183	248	213	644
31	Ted Nagy	189	16239	84	193	252	716	251	230	235	716
31	Sina Bonabi	195	18620	90	206	268	699	185	180	223	588
31	Blake Jozwiakowski	211	19818	90	220	299	762	268	245	244	757
31	David Feinberg	210	18766	87	215	279	747	249	199	228	676

32 - Where's Effing Jenn Lane 12 HDCP=13 Avg=1015

Team	Name	Book Avg	Pins	Gms	Avg	High Game	High Sers	-1-	-2-	-3-	Total
32	Jennifer Kennick	203	10469	50	209	279	735	204	193	188	585
32	Noemi Ketchum	170	12640	81	156	221	556	211	158	123	492
32	Garey Mark	207	14729	66	223	299	814	227	216	216	659
32	Ron Anderson	215	16737	78	214	290	795	174	256	265	695
32	Greg Kennick	215	18544	87	213	279	748	174	245	220	639



**Temporary Substitutes**

**Men**

Team	Name	Book Avg	Pins Gms	Avg	High Game	High Sers	-1-	-2-	-3-	Total
7	Reigh Abaoag	218	676 3	bk218	236	676	233	236	207	676
0	Nick Ackley	196	2764 15	184	218	570				0
0	Stan Agaza	185	2607 12	217	288	723				0
0	Fred Altieri	188	1686 9	187	205	599				0
0	Alvin Bailon	207	1306 6	bk207	248	673				0
0	Clifford Baltazar	207	2426 12	202	248	679				0
0	Mer Bautista	186	546 3	bk186	190	546				0
0	Steve Belilove	171	539 3	bk171	208	539				0
0	Nino Brown	—	669 3	190	234	669				0
0	Peter Brown	189	1446 8	bk189	204	559				0
0	Paul Chong	154	1147 6	bk154	244	617				0
0	Scott Critchfield	220	2019 9	224	258	685				0
0	William C. Delong	144	387 3	bk144	144	387				0
0	Thomas Eder	187	3461 18	192	258	623				0
0	Tim Edwards	172	509 3	bk172	178	509				0
0	Amir Esmaili	205	1272 6	bk205	267	682				0
0	Haydn Fowble	182	1021 6	bk182	203	538				0
0	Clint Frazer	209	2670 12	222	277	712				0
0	Karl Gatmaitan	185	1624 9	180	268	604				0
0	Denny Griffin	207	6896 33	208	250	678				0
0	Bryan Guerrero Rodriguez	174	607 3	bk174	224	607				0
0	Jerome Hampton	200	549 3	bk200	196	549				0
10	Henry Harris	209	2486 12	207	257	681	216	180	227	623
0	Andrew Hernandez	—	515 3	190	215	515				0
0	Anthony Hernandez	198	2707 12	225	274	758				0
0	Daniel Holland	213	3057 15	203	234	655				0
0	Neil Inman	215	585 3	bk215	238	585				0
0	Saul Jenkins	188	12274 63	194	252	676				0
0	Tonio Lacson	—	1645 9	182	235	594				0
0	Brody LaRose	203	564 3	bk203	193	564				0
0	Bing Tre Lau III	200	656 3	bk200	256	656				0
0	Eric Lorback	196	591 3	bk196	211	591				0
0	Michael Martin II	197	1940 9	215	278	704				0
0	Hugo Martinez	177	1661 9	184	227	597				0
0	Michael Minter	171	8237 45	183	263	669				0
0	Chris Mintz-Plasse	179	687 3	bk179	263	687				0
0	Jerry More	—	493 3	190	181	493				0
0	Dan Musselman	198	1760 9	195	224	615				0
0	Ryan Nishimoto	200	5094 24	212	299	728				0
0	Kraig Orosco	198	6973 36	193	279	712				0
0	Kurt Osterheldt	—	6370 30	212	297	700				0
0	Robert Paige	—	543 3	190	223	543				0
0	Adam Parcelli	194	1193 6	bk194	235	640				0
0	Adrian Pelayo	202	3423 15	228	279	746				0
0	Caleb Pelone	173	533 3	bk173	191	533				0
27	Jerome Pereyra	197	10800 57	189	279	656	184	172	189	545
0	James Recto	179	3722 21	177	227	599				0
0	Patrick Reed Sr	204	532 3	bk204	216	532				0
0	Mario Rodriguez	213	8484 39	217	300	746				0
0	Johnny Rojas	215	1190 6	bk215	223	608				0
0	Tony Royster Jr	—	566 3	190	193	566				0
0	Adam Seligman	214	669 3	bk214	253	669				0
0	Tom Sykes	193	0 0	bk193	0	0				0
0	Shawn Tamjidi	207	1334 6	bk207	268	699				0
0	William Wales	190	8051 42	191	237	658				0
0	Cory Williams	—	1039 6	190	217	565				0

**Women**

Team	Name	Book Avg	Pins Gms	Avg	High Game	High Sers	-1-	-2-	-3-	Total
0	Pat Cornish	—	962 6	170	218	532				0
0	Mozelle Cruz	—	439 3	170	165	439				0
0	Brittney Gonzalez	154	440 3	bk154	157	440				0
0	Carmen Hofstra	171	1144 6	bk171	222	608				0
0	Nikkita Mitchell	181	542 3	bk181	216	542				0
0	Kayla Molia	—	1079 6	170	243	586				0
0	Flory Oliva	157	502 3	bk157	204	502				0

Team	Name	Book Avg	Pins	Gms	Avg	High Game	High Sers	-1-	-2-	-3-	Total
0	Brittany Page	208	668	3	bk208	263	668				0
0	Gail Rodgers	188	2158	12	179	235	571				0
0	Darlene Somers	151	868	6	bk151	170	435				0
0	Dyanne Thoman	—	1908	12	159	192	515				0
28	Jaelyn Thoman	187	8024	42	191	231	611	197	193	190	580
0	Jill Williamson	173	2627	15	175	214	576				0



**Last Week's Top Scores**

Team Handicap Game			Team Handicap Series		
1226 Waste Management			3510 Waste Management		
	<b>Scratch Game</b>		<b>Scratch Series</b>		<b>Handicap Game</b>
					<b>Handicap Series</b>
<b>Men</b>	300 Shawn Dier		785 Duane Koyano		326 Shawn Dier
	290 Earl Enero		764 Earl Enero		305 Earl Enero
	289 Tim Shope		757 Blake Jozwiakowski		302 Tim Shope
	276 Jeisler Salunga		739 John Thoman		299 Jeisler Salunga
	275 Anthony Dancel		728 Patrick Michaels		294 Arron Johnson
			728 Jeremy Davis		
<b>Women</b>	277 Leeanne Jilek		695 Leeanne Jilek		296 Leeanne Jilek
	258 Julia Frias		682 San Mitchell		286 San Mitchell
	254 San Mitchell		655 Julia Frias		278 Noemi Ketchum
	211 Noemi Ketchum		585 Jennifer Kennick		267 Julia Frias
	209 Akayla OroSCO		580 Jaelyn Thoman		259 Dorothy Bell
					778 San Mitchell
					752 Leeanne Jilek
					705 Tracy Campbell
					705 Dorothy Bell
					693 Noemi Ketchum

**Season High Scores**

Team Handicap Series			Team Handicap Game		
3535 Train Wreck			1267 Waste Management		
	<b>Scratch Series</b>		<b>Scratch Game</b>		<b>Handicap Series</b>
					<b>Handicap Game</b>
<b>Men</b>	856 Justin Pluchino		300 Ellis Trotter		889 Tom Leigh
			300 Tyler Minami		
			300 Devin Koba		326 Shawn Dier
			300 Kyler OroSCO		
			300 Patrick Michaels		
			300 Randall Williams		
			300 Stephen Warren		
			300 Johnnie Englehart		
			300 John Thoman		
			300 Jesse Chastain		
			300 Denny Jiramoree		
			300 Tony Zuniga		
			300 Shawn Dier		
<b>Women</b>	751 Julia Frias		279 San Mitchell		799 Tracy Campbell
					309 San Mitchell

**Individual High Averages**

<b>Men</b>	237.77	Justin Pluchino
<b>Women</b>	220.35	Julia Frias

**Most Improved Average**

<b>Men</b>	175 to 202.45 = +27.45	Clinton Clark	<b>Women</b>	156 to 171.64 = +15.64	Amy Lew
------------	------------------------	---------------	--------------	------------------------	---------

**National Association Awards Earned Last Week**

Name	Award Score	Award Received	Name	Award Score	Award Received
Shawn Dier	300	300 Game (USBC Awards)			

**Local and Bowling Center Awards**

Name	Award Score	Award Received	Name	Award Score	Award Received
Ron Anderson	265	50 Pins Over Average - Game (GLAC USBC)	Duane Koyano	785	140 Pins Over Average - Series (GLAC)
Anthony Dancel	275	275-289 Game (GLAC USBC)	Larry Manlapit	255	250 Game (GLAC USBC)
Shawn Dier	300	75 Pins Over Average - Game (GLAC USBC)	San Mitchell	682	100 Pins Over Average - Series (GLAC)
	300	300 Game (GLAC USBC)		254	50 Pins Over Average - Game (GLAC U)
Earl Enero	764	100 Pins Over Average - Series (GLAC US)		254	250 Game (GLAC USBC)
	290	11 in a Row (GLAC USBC)	Ted Nagy	716	700 Series (GLAC USBC)
	290	75 Pins Over Average - Game (GLAC USBC)		716	140 Pins Over Average - Series (GLAC)
Leeanne Jilek	277	275-289 Game (GLAC USBC)	Jeisler Salunga	276	275-289 Game (GLAC USBC)
Arron Johnson	226	225 Game (GLAC USBC)		276	50 Pins Over Average - Game (GLAC U)
Blake Jozwiakowski	757	100 Pins Over Average - Series (GLAC US)	Tim Shope	289	275-289 Game (GLAC USBC)
Neema Khazaie	264	50 Pins Over Average - Game (GLAC USBC)			

**View Standings on the Web**

Visit [LeagueSecretary.com](http://LeagueSecretary.com) - This league's ID number is 121911  
 Visit [bowl.com](http://bowl.com) - This league's ID number is 32078

**Last Week's Top Game Scores**

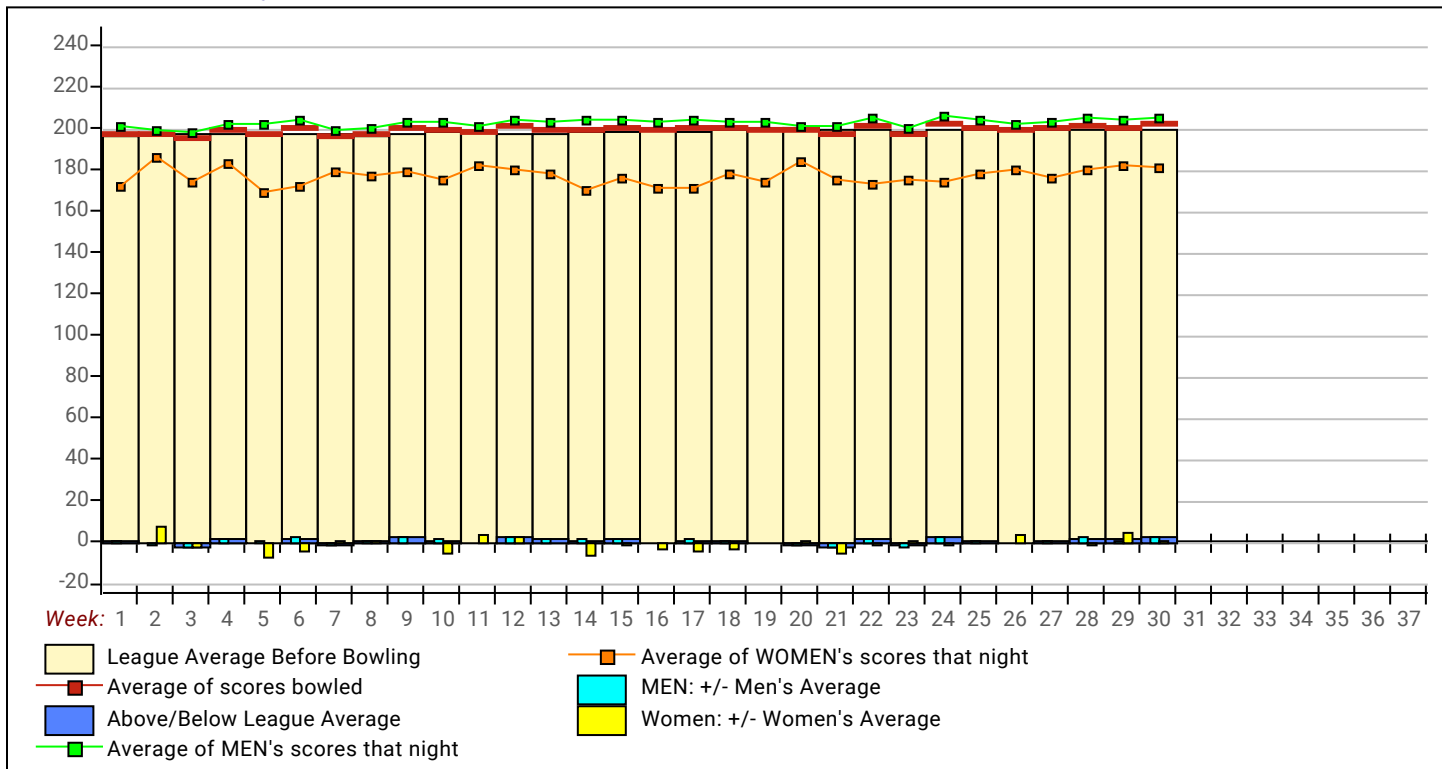
<b>Men</b>	Game 1 SCR	276	Jeisler Salunga	269	Duane Koyano	268	Johnnie Englehart
						268	Blake Jozwiakowski
<b>Women</b>	Game 1 SCR	236	San Mitchell	211	Noemi Ketchum	210	Julia Frias
<b>Men</b>	Game 2 SCR	300	Shawn Dier	275	Anthony Dancel	268	John Thoman
						268	Duane Koyano
<b>Women</b>	Game 2 SCR	277	Leeanne Jilek	258	Julia Frias	254	San Mitchell
<b>Men</b>	Game 3 SCR	290	Earl Enero	289	Tim Shope	265	Ron Anderson
<b>Women</b>	Game 3 SCR	234	Leeanne Jilek	209	Akayla Orosco	204	Dorothy Bell
<b>Men</b>	Game 1 HDCP	299	Jeisler Salunga	286	Duane Koyano	286	Ted Nagy
<b>Women</b>	Game 1 HDCP	278	Noemi Ketchum	268	San Mitchell	256	Leonor Bermeo
<b>Men</b>	Game 2 HDCP	326	Shawn Dier	287	Larry Manlapit	286	Dan Onestinghel
<b>Women</b>	Game 2 HDCP	296	Leeanne Jilek	286	San Mitchell	267	Julia Frias
<b>Men</b>	Game 3 HDCP	305	Earl Enero	302	Tim Shope	294	Arron Johnson
<b>Women</b>	Game 3 HDCP	259	Dorothy Bell	253	Leeanne Jilek	238	Akayla Orosco

**Average List of Regular Team Members**

<u>Name</u>	<u>Pins</u>	<u>Gms</u>	<u>True Average</u>	<u>Name</u>	<u>Pins</u>	<u>Gms</u>	<u>True Average</u>
Pluchino, Justin	21399	90	237.77	Plasse, Ray	16983	84	202.18
Orosco, Kyler	16391	69	237.55	Revilla, Kyle	17386	86	202.16
Thaler, Aaron	10429	45	231.76	Gage, Paul	16954	84	201.83
Chastain, Jesse	16974	75	226.32	Delong, Michael	18088	90	200.98
Zuniga, Tony	18908	84	225.10	Schwartz, Alex	13260	66	200.91
Horowitz, Howard	20183	90	224.26	Butts Sr, Bonaventure	17479	87	200.91
Pearlstein, Jon	18099	81	223.44	Gruen, Lon	17234	86	200.40
Mark, Garey	14729	66	223.17	Rubio, Darwin	17434	87	200.39
Williams, Randall	20042	90	222.69	Young Jr, Ronnie	16621	83	200.25
Kurtz, Karl	20037	90	222.63	Palacio, David	17377	87	199.74
Kisro, Craig	19328	87	222.16	Leigh, Tom	11958	60	199.30
Davis, Jeremy	14658	66	222.09	Stitz, Jeff	17319	87	199.07
Englehart, Johnnie	18606	84	221.50	Jaques, David	17908	90	198.98
Frias, Julia	16526	75	220.35	Edwards, Dwayne	16660	84	198.33
Jozwiakowski, Blake	19818	90	220.20	Garcia, Joe	16043	81	198.06
Gutierrez, Alex	16485	75	219.80	Bui, Chris	17227	87	198.01
Markowitz, Gary	18862	86	219.33	Heylek, James	17819	90	197.99
Bejar Jr, Jay	19079	87	219.30	Ballard, Bobby	4746	24	197.75
Dancel, Anthony	17732	81	218.91	Micheri, Joe	17196	87	197.66
Bridges, Jimmy	17632	81	217.68	Krolak, Keith	11250	57	197.37
Michaels, Patrick	19588	90	217.64	Manlapit, Larry	6511	33	197.30
Thoman, John	18273	84	217.54	Roquemore, Jack	14204	72	197.28
Robinson, Jerome	18264	84	217.43	Smith, Di-onte	13602	69	197.13
Gutierrez, Jose	17610	81	217.41	Buchmann, James	12181	62	196.47
Michaels, Colby	16066	74	217.11	Cohen, Robert	16500	84	196.43
Warren, Stephen	18874	87	216.94	McNeal, Kevin	17083	87	196.36
Noji, Colby	18835	87	216.49	Jiramoree, Denny	15863	81	195.84
Pearson, Jeremy	19474	90	216.38	Mitchell, San	17019	87	195.62
Shope, Tim	19464	90	216.27	Kovalsky, Adam	16392	84	195.14
Rodriguez, Kevin	16842	78	215.92	Orosco, Akayla	4083	21	194.43
Feinberg, David	18766	87	215.70	Taylor, Richard	16895	87	194.20
Enero, Earl	19345	90	214.94	Ching, Russell	16870	87	193.91
Everitt, Tom	17396	81	214.77	Frazier, Joshua	13923	72	193.38
Lunsford, Ryan	18683	87	214.75	Nagy, Ted	16239	84	193.32
McDonough, John	16742	78	214.64	Pensanti, Tony	16809	87	193.21
Anderson, Ron	16737	78	214.58	Cohen, Mike	16181	84	192.63
Lew, Adam	16947	79	214.52	Hansen, Chuck	10963	57	192.33
Khazaie, Neema	18219	85	214.34	Brehm, Brent	17235	90	191.50
Ngo, Kevin	10275	48	214.06	Lollar, Don	13181	69	191.03
Koyano, Duane	17302	81	213.60	Baillie, Doug	15470	81	190.99
Willis, Mike	1922	9	213.56	Bermeo, Juan	17150	90	190.56
Schettini, Dave	16654	78	213.51	Noji, Clint	17143	90	190.48
Kennick, Greg	18544	87	213.15	Fowble, Hunter	17097	90	189.97
Switzer, Shawn	17875	84	212.80	Khoury, Anthony	16287	86	189.38
Chiodo, Frank	18481	87	212.43	Pichay, Marcel	15328	81	189.23
Florian, Adrian	18468	87	212.28	Stoy, Ray	16983	90	188.70
Fogel, Steve	18467	87	212.26	Thomas Jr., Mo	15839	84	188.56
Trotter, Ellis	18405	87	211.55	Starks, Ellis	12439	66	188.47
Carolino, Avin	19014	90	211.27	Walker, Terry	15807	84	188.18
Dizon, Emmanuel	18371	87	211.16	Howard III, DeLeon	16155	86	187.85
Sarkissian, Ruben	7383	35	210.94	Onestinghel, Dan	15149	81	187.02
Bryant, Rusty	17666	84	210.31	Kelly, Monise	15655	84	186.37
Molia, Setu	18852	90	209.47	Rose, John	16208	87	186.30
Jilek, LEEANNE	11936	57	209.40	Epps, Darryl	11711	63	185.89
Kennick, Jennifer	10469	50	209.38	Jaszarowski, John	1110	6	185.00
Minami, Tyler	18187	87	209.05	Dubois, Dave	13319	72	184.99
Cooke, Bryan	18165	87	208.79	Morita, Kenneth	16647	90	184.97
Wilson, Mike	14979	72	208.04	Hara, Michael	14375	78	184.29
Duran, Kevin	18070	87	207.70	Oliver, Ken	15806	87	181.68
Ross, John	18634	90	207.04	Sierra, Jose	13593	75	181.24
Bonabi, Sina	18620	90	206.89	Di Pietro Sr., John	2166	12	180.50
Opiana, Jacey	17986	87	206.74	Ritter, George	15703	87	180.49
Lew, Bill	18572	90	206.36	Drew, Chris	14977	83	180.45
Brechbill, Bud	16698	81	206.15	Butts Jr, Bonaventure	12946	72	179.81
Andrade, Joel	18518	90	205.76	Benitez, Jorge	14869	83	179.14
Sharpsteen, Anthony	18312	89	205.75	Fatherree, Kevin	15994	90	177.71
Owens, Jeff	18512	90	205.69	Johnson, Dusty	4070	23	176.96
Porter, Mark	16237	79	205.53	Monroe, Russel	15894	90	176.60
Padilla, Oscar	15410	75	205.47	Miller, Tom	14535	84	173.04
de Leon, Nathan	18487	90	205.41	Barreto, Ernie	11376	66	172.36
Fonvergne, Joe	18480	90	205.33	Lew, Amy	14418	84	171.64
Gutierrez, Jesse	16596	81	204.89	Bell, Dorothy	15157	90	168.41
Salunga, Jeisler	17820	87	204.83	Chinn (Rh), Gerry	14021	84	166.92
Petty, Marty	18400	90	204.44	Campbell, Windy	9005	54	166.76
Morrow Jr, Rich	15323	75	204.31	Stringfellow, Kerry	10460	63	166.03
de Leon, Marc	17685	87	203.28	Campbell, Tracy	12890	78	165.26
Molina, David	14624	72	203.11	Oliva-Ramirez, Rosa	12390	75	165.20
Macklin, Joe	16855	83	203.07	Haywood, Marvin	13161	81	162.48
Dier, Shawn	14609	72	202.90	Carroll, Kristen	11549	72	160.40
Posey, Terry	7900	39	202.56	Jilek, Pat	8442	54	156.33
Koba, Devin	17619	87	202.52	Johnson, Arron	10313	66	156.26
Clark, Clinton	17006	84	202.45	Ketchum, Noemi	12640	81	156.05

<u>Name</u>	<u>Pins</u>	<u>Gms</u>	<u>True Average</u>	<u>Name</u>	<u>Pins</u>	<u>Gms</u>	<u>True Average</u>
Pichay, Mars	11585	78	148.53				
Bermeo, Leonor	11328	81	139.85				

League Average Week-by-Week

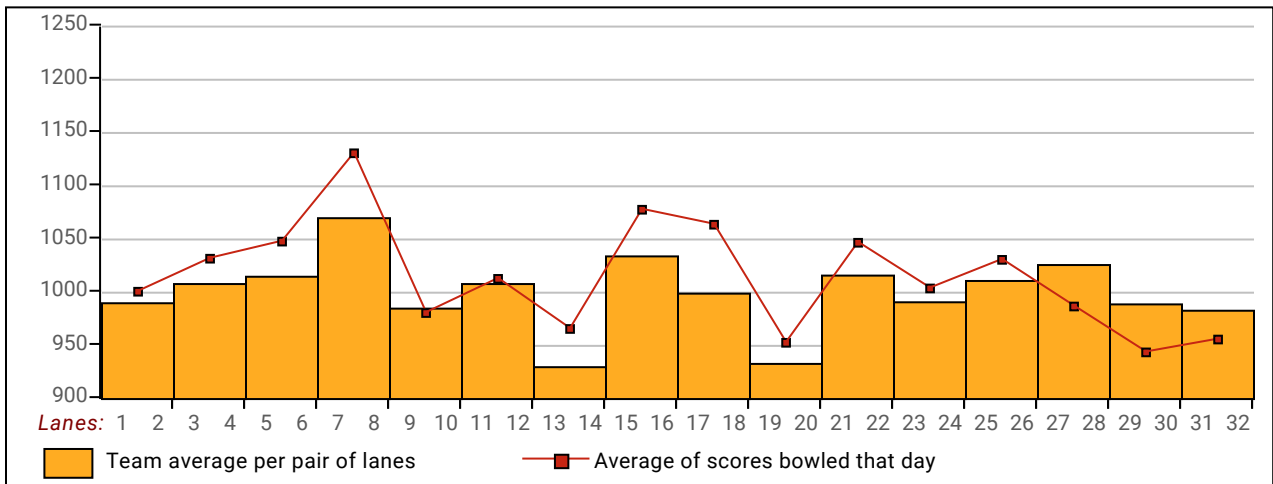


**This Week's Statistics**

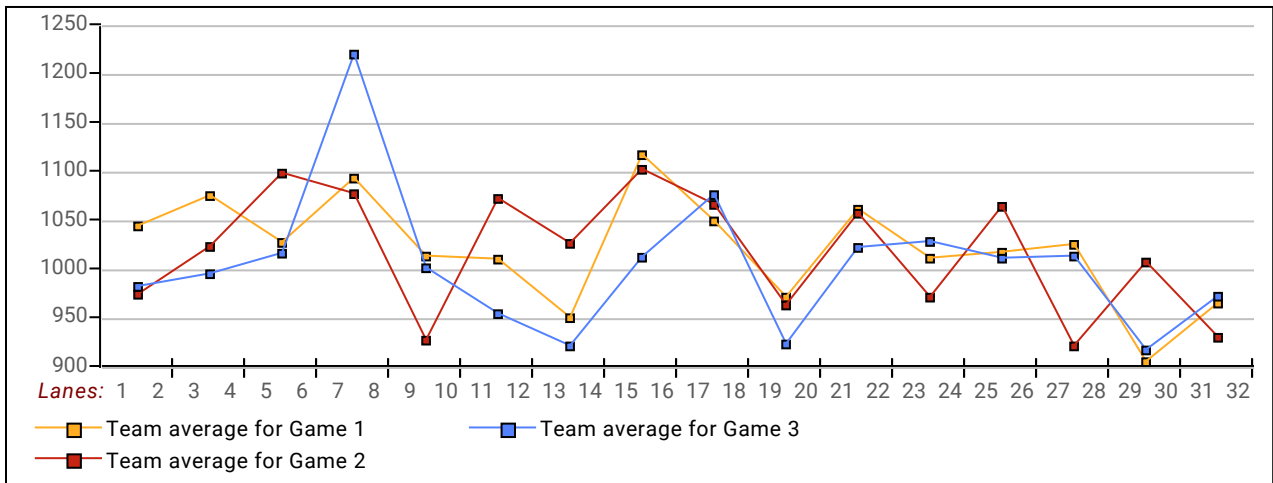
	<u>Over All</u>	<u>Men</u>	<u>Women</u>
How many people bowled	157	142	15
Number of games bowled	471	426	45
Actual average of week's scores	203.08	205.40	181.13
How many games above average	244	224	20
How many games below average	223	200	23
Pins above/below average per game	3.21	3.41	1.33
How many people raised average	86	79	7
by this amount	0.68	0.69	0.58
How many people went down	71	63	8
by this amount	-0.53	-0.51	-0.75
League average before bowling	200.33	202.45	180.26
League average after bowling	200.46	202.61	180.13
Change in league average	0.13	0.16	-0.13
1200s	--	--	--
1100s	--	--	--
1000s	--	--	--
900s	--	--	--
800s	--	--	--
775s	1	1	--
750s	2	2	--
725s	4	4	--
700s	8	8	--
675s	19	17	2
650s	18	17	1
625s	14	14	--
600s	18	18	--
575s	22	20	2
550s	17	17	--
525s	16	14	2
500s	8	4	4
below 500	10	6	4
300s	1	1	--
290s	1	1	--
275s	4	3	1
250s	32	30	2
225s	84	82	2
200s	135	127	8
175s	120	106	14
150s	68	59	9
125s	24	17	7
below 125	2	--	2



Team Average vs Avg of Scores



Average of Scores for Each Game



Amount Over/Under Team Average

