

Mixed Classic Handicap

Wednesday 6:45 pm

Winnetka Bowl

Lanes 1 - 32

USBC Certification: 455254 Lane Certification: 8846
 President: Karl Kurtz is on Lane 6 Vice President: Chris Drew is on Lane 25
 Secretary/Treasurer: Rusty Bryant is on Lane 26

Team Standings

Place	#	Team Name	1st Part		2nd Part		3rd Part		Year-To-Date	High Game	High Sers	Team Avg
			WON	Place	WON	Place	WON	Place				
1	10	Charlie	18	12	17	20	13	1	48	1208	3469	1073
2	29	Old But Damn Good	18	15	16	25	12	2	46	1118	3136	990
3	27	Pinchi 3.0	17	19	18	15	11	3	46	1160	3208	1030
4	31	RUFN ME?	21	6	21	6	10	4	52	1194	3304	1029
5	2	Terrible Twos	17	20	20	9	10	5	47	1207	3321	1029
6	26	Put Some Foil On It	16	24	18	14	10	6	44	1133	3221	1015
7	15	Dollar Dave	15½	26	18	17	10	7	43½	1135	3253	967
8	23	Friends & Family	12	32	18	18	10	8	40	1111	2990	924
9	13	You Got One Job!	16	25	17	24	10	9	43	1082	3073	940
10	9	Check's in the Mail	16	22	21½	4	9	10	46½	1179	3402	1032
11	18	Train Wreck	17	17	17	23	9	11	43	1137	3226	965
12	7	5'2 & Above	25	1	18½	11	8	12	51½	1210	3320	1033
13	1	This Is Boo Sheet 2.0	20	8	22½	3	8	13	50½	1165	3275	1026
14	24	Da Bruthas	21	7	18	16	8	14	47	1180	3207	1024
15	8	Team 8	15	27	14½	28	8	15	37½	1145	3124	970
16	21	The BlackJacks	14	29	18	13	7	16	39	1163	3369	1030
17	30	Pin Nutz!	17	18	17	22	7	17	41	1210	3152	1005
18	16	No Ten Pin	23	5	20	10	7	18	50	1075	3062	955
19	4	Orange R us	17	21	11½	32	7	19	35½	971	2792	856
20	12	Waste Management	23	3	21	5	6	20	50	1267	3496	1068
21	5	GOTZZUM	18	13	22½	2	6	21	46½	1257	3312	1017
22	19	Team 19	17½	16	20	7	6	22	43½	1182	3293	1016
23	20	You Wouldn't Get It	16	23	15½	26	6	23	37½	1151	3229	1001
24	32	Where's Effing Jenn	19	10	17	21	5	24	41	1194	3424	1014
25	28	Fuh Q Corbin	25	2	18½	12	5	25	48½	1175	3276	981
26	11	*Brooklyn Avengers*	14	30	24	1	5	26	43	1103	3190	954
27	6	Mr. PBA	18	14	17½	19	5	27	40½	1098	3141	983
28	22	(Wo) man on!	20	9	14½	29	5	28	39½	1103	2993	942
29	3	Julia's Gonna Be Late...	19	11	15	27	5	29	39	1159	3164	995
30	25	Woo Hoo!!	23	4	13½	30	4	30	40½	1201	3400	1056
31	14	No Whammies!!!	13	31	20	8	4	31	37	1182	3252	1027
32	17	"Ger-ree"	15	28	13½	31	4	32	32½	1084	3026	955

Review of Last Week's Bowling.....

Lanes	Team Name	HDCP -1-	HDCP -2-	HDCP -3-	HDCP Total	Last Wk WON	Team Name	HDCP -1-	HDCP -2-	HDCP -3-	HDCP Total	Last Wk WON
1-2	GOTZZUM	1011	1021	1008	3040	1	<---> You Got One Job!	1125	944	1013	3082	2
3-4	Waste Management	1157	1102	1009	3268	1	<---> Dollar Dave	1046	1119	1078	3243	2
5-6	5'2 & Above	926	1015	1070	3011	2	<---> The BlackJacks	1019	872	1030	2921	1
7-8	Orange R us	986	828	1028	2842	2	<---> Put Some Foil On It	980	1093	1023	3096	1
9-10	"Ger-ree"	1046	1070	1073	3189	2	<---> Da Bruthas	926	1138	1052	3116	1
11-12	Fuh Q Corbin	1017	1033	1043	3093	0	<---> Charlie	1138	1052	1052	3242	3
13-14	Pin Nutz!	996	966	1041	3003	1	<---> You Wouldn't Get It	1061	1010	1037	3108	2
15-16	This Is Boo Sheet 2.0	916	1066	992	2974	1	<---> Where's Effing Jenn	1017	1068	919	3004	2
17-18	Check's in the Mail	1134	1000	986	3120	1	<---> No Whammies!!!	1059	1059	1063	3181	2
19-20	Julia's Gonna Be Late.	1069	1048	1068	3185	1	<---> Terrible Twos	1055	1063	1096	3214	2
21-22	No Ten Pin	879	1000	965	2844	0	<---> Old But Damn Good	1002	1054	982	3038	3
23-24	Train Wreck	1041	1038	969	3048	1	<---> Mr. PBA	1039	1051	1035	3125	2
25-26	RUFN ME?	1194	1047	1051	3292	3	<---> Team 19	1051	934	960	2945	0
27-28	*Brooklyn Avengers*	1086	952	964	3002	2	<---> (Wo) man on!	958	985	879	2822	1
29-30	Woo Hoo!!	1161	1098	966	3225	1	<---> Friends & Family	1126	1117	1096	3339	2
31-32	Team 8	983	1011	971	2965	0	<---> Pinchi 3.0	1002	1094	976	3072	3

Lane Assignments

	1-2	3-4	5-6	7-8	9-10	11-12	13-14	15-16	17-18	19-20	21-22	23-24	25-26	27-28	29-30	31-32
Wk30 03/27	17- 1	30- 28	32- 5	10- 12	21- 13	26- 20	4- 15	24- 7	31- 8	23- 22	27- 14	11- 2	29- 9	25- 18	6- 3	16- 19
Wk31 04/03	12- 30	13- 24	4- 10	1- 7	15- 20	21- 32	17- 5	26- 28	23- 2	9- 19	11- 6	16- 8	3- 25	29- 27	14- 31	18- 22
Wk32 04/10	31- 6	11- 16	2- 27	29- 23	22- 8	3- 9	18- 19	25- 14	4- 17	7- 10	32- 12	30- 21	1- 28	13- 15	26- 24	5- 20

Strike Pot

\$2024.00

IMPORTANT REMINDERS!

The summer league is now forming. A minimum of 3 of the 5 bowlers on the current roster must bowl in the summer league together to guarantee a team spot for the 2024-25 fall-winter season. Please see Rusty or Karl to sign up for the summer league.

Our league rules state that a bowler may not be in arrears in bowling fees more than \$70 (2 weeks). If you are more than \$70 in arrears please pay your shortages tonight. Thank you.

Team Rosters

1 - This Is Boo Sheet 2.0 Lane 2 HDCP=0 Avg=1026

Team	Name	Book Avg	Pins Gms	Avg	High Game	High Sers	-1-	-2-	-3-	Total
1	Anthony Sharpsteen	206	17653 86	205	279	709	201	193	212	606
1	Keith Krolak	---	10652 54	197	278	672	157	204	214	575
1	Joe Macklin	199	16264 80	203	278	740	169	i170	a193	532
1	Mike Wilson	195	14979 72	208	279	708	174	253	a197	624
1	Tom Everitt	223	16687 78	213	297	719	215	246	176	637
1	Dusty Johnson	182	4070 23	176	244	596				0

2 - Terrible Twos Lane 24 HDCP=0 Avg=1029

Team	Name	Book Avg	Pins Gms	Avg	High Game	High Sers	-1-	-2-	-3-	Total
2	Clinton Clark	175	16329 81	201	279	734	218	169	193	580
2	Joshua Frazier	184	13358 69	193	278	682	136	196	278	610
2	Ray Stoy	195	16412 87	188	269	721	239	204	180	623
2	Aaron Thaler	228	9705 42	231	290	758	203	258	246	707
2	Jerome Robinson	216	17565 81	216	279	741	259	236	199	694

3 - Julia's Gonna Be Late... Lane 30 HDCP=0 Avg=995

Team	Name	Book Avg	Pins Gms	Avg	High Game	High Sers	-1-	-2-	-3-	Total
3	Chris Bui	189	16578 84	197	265	678	204	164	231	599
3	Jose Sierra	---	13056 72	181	254	681	a171	a171	a171	513
3	Julia Frias	217	15871 72	220	279	751	279	218	235	732
3	Darwin Rubio	199	16885 84	201	289	710	215	235	174	624
3	Denny Jiramoree	197	15323 78	196	300	724	169	229	226	624

4 - Orange R us Lane 13 HDCP=99 Avg=856

Team	Name	Book Avg	Pins Gms	Avg	High Game	High Sers	-1-	-2-	-3-	Total
4	Leonor Bermeo	150	10879 78	139	201	522	168	123	183	474
4	Marvin Haywood	166	12719 78	163	207	555	138	127	136	401
4	Rosa Oliva-Ramirez	163	11908 72	165	210	558	169	141	186	496
4	Tom Miller	183	14003 81	172	248	598	166	138	155	459
4	Jose Gutierrez	216	16949 78	217	277	769	204	158	227	589

5 - GOTZZUM Lane 6 HDCP=0 Avg=1017

Team	Name	Book Avg	Pins Gms	Avg	High Game	High Sers	-1-	-2-	-3-	Total
5	Chuck Hansen	199	10357 54	191	257	684	193	222	174	589
5	Dwayne Edwards	204	16043 81	198	288	693	a188	a188	a188	564
5	Dan Onestinghel	192	14501 78	185	247	662	126	164	185	475
5	Johnnie Englehart	216	17915 81	221	300	786	300	212	223	735
5	Karl Kurtz	227	19386 87	222	289	748	204	235	238	677

6 - Mr. PBA Lane 29 HDCP=10 Avg=983

Team	Name	Book Avg	Pins Gms	Avg	High Game	High Sers	-1-	-2-	-3-	Total
6	Mike Cohen	186	15639 81	193	266	702	173	187	188	548
6	Anthony Khoury	---	15695 83	189	257	683	174	177	180	531
6	Mark Porter	206	15762 76	207	269	740	245	229	266	740
6	Di-onte Smith	199	13602 69	197	267	710	213	255	214	682
6	Jack Roquemore	193	14204 72	197	267	710	234	203	187	624

7 - 5'2 & Above Lane 16 HDCP=0 Avg=1033

Team	Name	Book Avg	Pins Gms	Avg	High Game	High Sers	-1-	-2-	-3-	Total
7	Jacey Opiana	201	17986 87	206	267	713	195	197	215	607
7	Tyler Minami	182	17477 84	208	300	736	190	232	191	613
7	Jeisler Salunga	206	17162 84	204	277	705	172	184	213	569
7	Nathan de Leon	202	17784 87	204	267	719	189	205	230	624
7	Emmanuel Dizon	214	17785 84	211	268	711	180	197	221	598

8 - Team 8 Lane 18 HDCP=53 Avg=970

Team	Name	Book Avg	Pins Gms	Avg	High Game	High Sers	-1-	-2-	-3-	Total
8	Steve Fogel	206	17780 84	211	268	733	209	241	193	643
8	Don Lollar	187	12672 66	192	265	656	176	196	181	553
8	Kerry Stringfellow	176	9925 60	165	253	587	166	157	186	509
8	Ray Plasse	192	16333 81	201	269	719	200	212	168	580
8	Paul Gage	198	16334 81	201	279	730	202	175	213	590

9 - Check's in the Mail Lane 26 HDCP=0 Avg=1032

Team	Name	Book Avg	Pins	Gms	Avg	High Game	High Sers	-1-	-2-	-3-	Total
9	Duane Koyano	216	16517	78	211	267	689	211	213	190	614
9	Michael Hara	180	13794	75	183	254	680				0
9	Setu Molia	200	18312	87	210	295	817	219	199	189	607
9	Jay Bejar Jr	211	18378	84	218	279	731	234	217	196	647
9	Rusty Bryant	214	17039	81	210	280	758	226	193	244	663
9	Mike Willis	212	1922	9	213	239	653				0

10 - Charlie Lane 7 HDCP=0 Avg=1073

Team	Name	Book Avg	Pins	Gms	Avg	High Game	High Sers	-1-	-2-	-3-	Total
10	Kevin Duran	210	18070	87	207	279	731	278	212	205	695
10	Tim Shope	213	18751	87	215	268	743	252	210	214	676
10	Shawn Switzer	210	17202	81	212	288	737	203	207	203	613
10	Jeremy Pearson	217	18877	87	216	299	717	192	224	249	665
10	Jon Pearlstein	212	17421	78	223	298	777				0

11 - *Brooklyn Avengers* Lane 23 HDCP=67 Avg=954

Team	Name	Book Avg	Pins	Gms	Avg	High Game	High Sers	-1-	-2-	-3-	Total
11	Mars Pichay	150	11175	75	149	210	492	162	121	152	435
11	Devin Koba	178	16992	84	202	300	715	226	201	198	625
11	Marcel Pichay	191	14840	78	190	269	692	269	171	167	607
11	Avin Carolino	215	18352	87	210	279	741	247	224	270	741
11	Marc de Leon	191	17086	84	203	279	704	182	235	177	594

12 - Waste Management Lane 8 HDCP=4 Avg=1068

Team	Name	Book Avg	Pins	Gms	Avg	High Game	High Sers	-1-	-2-	-3-	Total
12	Earl Enero	197	18581	87	213	279	724	235	227	196	658
12	David Palacio	198	16776	84	199	269	713	183	179	155	517
12	Rich Morrow Jr	204	14654	72	203	288	731	269	224	210	703
12	John Thoman	216	17534	81	216	300	727	226	240	221	687
12	Justin Pluchino	243	20674	87	237	300	856	244	232	227	703

13 - You Got One Job! Lane 10 HDCP=81 Avg=940

Team	Name	Book Avg	Pins	Gms	Avg	High Game	High Sers	-1-	-2-	-3-	Total
13	Kevin McNeal	192	16491	84	196	288	737	176	209	221	606
13	Jorge Benitez	161	14382	80	179	245	637	245	165	171	581
13	Ernie Barreto	177	10943	63	173	231	583	a163	a163	a163	489
13	Mo Thomas Jr.	178	15283	81	188	268	670	213	157	205	575
13	Joe Fonvergne	206	17830	87	204	289	735	258	180	183	621

14 - No Whammies!!! Lane 22 HDCP=2 Avg=1027

Team	Name	Book Avg	Pins	Gms	Avg	High Game	High Sers	-1-	-2-	-3-	Total
14	Jeremy Davis	211	13930	63	221	280	749	245	227	184	656
14	Lon Gruen	199	16560	83	199	290	665	180	235	225	640
14	Bobby Ballard	198	4119	21	196	235	639				0
14	Darryl Epps	191	11152	60	185	255	635	210	157	166	533
14	Jesse Chastain	231	16332	72	226	300	758	234	203	267	704

15 - Dollar Dave Lane 14 HDCP=0 Avg=967

Team	Name	Book Avg	Pins	Gms	Avg	High Game	High Sers	-1-	-2-	-3-	Total
15	Leeanne Jilek	202	11241	54	208	277	704	202	210	234	646
15	Pat Jilek	163	8442	54	156	202	533	161	158	133	452
15	Dave Dubois	189	12780	69	185	239	635	173	236	226	635
15	Michael Delong	192	17450	87	200	268	723	195	205	192	592
15	Anthony Dancel	223	17056	78	218	279	752	224	219	202	645
15	James Buchmann	186	11499	59	194	277	691				0

16 - No Ten Pin Lane 31 HDCP=54 Avg=955

Team	Name	Book Avg	Pins	Gms	Avg	High Game	High Sers	-1-	-2-	-3-	Total
16	George Ritter	175	15209	84	181	242	651	149	182	175	506
16	Kenneth Morita	183	16128	87	185	247	647	170	162	196	528
16	Richard Taylor	192	16215	84	193	267	681				0
16	Saul Jenkins	188	12274	63	194	252	676				0
16	Kyle Revilla	184	16822	83	202	287	722	147	242	222	611
16	John Di Pietro Sr.	186	2166	12	180	214	566	198	135	173	506

17 - "Ger-ree" Lane 1 HDCP=63 Avg=955

Team	Name	Book Avg	Pins	Gms	Avg	High Game	High Sers	-1-	-2-	-3-	Total
17	Gerry Chinn (Rh)	164	13516	81	166	244	617	214	194	174	582
17	Juan Bermeo	188	16534	87	190	277	657	169	197	190	556
17	Joe Micheri	201	16622	84	197	257	700	225	201	203	629
17	Joe Garcia	199	15492	78	198	265	650	165	233	201	599
17	Marty Petty	203	17797	87	204	267	707	212	184	244	640

18 - Train Wreck Lane 28 HDCP=81 Avg=965

Team	Name	Book Avg	Pins	Gms	Avg	High Game	High Sers	-1-	-2-	-3-	Total
18	Tom Leigh	201	11407	57	200	268	790	199	179	214	592
18	John Rose	185	15606	84	185	279	663	224	236	203	663
18	Doug Baillie	197	14909	78	191	279	708	179	191	162	532
18	Tony Pensanti	193	16244	84	193	257	679	189	193	162	544
18	Robert Cohen	203	15877	81	196	265	677	236	225	214	675
18	Ruben Sarkissian	197	7383	35	210	279	725				0

19 - Team 19 Lane 32 HDCP=0 Avg=1016

Team	Name	Book Avg	Pins	Gms	Avg	High Game	High Sers	-1-	-2-	-3-	Total
19	Bryan Cooke	204	17638	84	209	279	738	202	193	167	562
19	Ellis Starks	185	11891	63	188	259	678	151	188	179	518
19	Adam Kovalsky	194	15772	81	194	279	691	229	187	204	620
19	Alex Gutierrez	204	15848	72	220	279	760	267	192	201	660
19	Jeff Owens	207	17915	87	205	269	733	195	167	202	564

20 - You Wouldn't Get It Lane 12 HDCP=12 Avg=1001

Team	Name	Book Avg	Pins	Gms	Avg	High Game	High Sers	-1-	-2-	-3-	Total
20	Colby Michaels	204	15421	71	217	277	750	234	237	277	748
20	Tracy Campbell	170	12362	75	164	222	616	159	160	189	508
20	Alex Schwartz	208	12599	63	199	258	724	238	202	156	596
20	Joel Andrade	190	17840	87	205	279	680	208	190	167	565
20	Kevin Rodriguez	194	16222	75	216	286	774	216	215	242	673

21 - The BlackJacks Lane 9 HDCP=0 Avg=1030

Team	Name	Book Avg	Pins	Gms	Avg	High Game	High Sers	-1-	-2-	-3-	Total
21	Jimmy Bridges	199	16972	78	217	290	789	225	163	246	634
21	Gary Markowitz	217	18170	83	218	276	779	212	202	231	645
21	Kevin Fatherree	184	15493	87	178	245	649	150	159	154	463
21	Russell Ching	193	16216	84	193	248	640	248	174	170	592
21	Howard Horowitz	218	19525	87	224	289	756	182	172	227	581

22 - (Wo) man on! Lane 20 HDCP=0 Avg=942

Team	Name	Book Avg	Pins	Gms	Avg	High Game	High Sers	-1-	-2-	-3-	Total
22	Monise Kelly	180	15150	81	187	251	646	143	178	149	470
22	Russel Monroe	178	15331	87	176	248	654	177	176	157	510
22	Ken Oliver	181	15279	84	181	254	635	211	177	178	566
22	David Jaques	194	17330	87	199	276	722	206	220	208	634
22	Jeff Stitz	200	16775	84	199	278	777	212	225	178	615

23 - Friends & Family Lane 19 HDCP=16 Avg=924

Team	Name	Book Avg	Pins	Gms	Avg	High Game	High Sers	-1-	-2-	-3-	Total
23	Shawn Dier	194	13909	69	201	278	701	234	210	214	658
23	Arron Johnson	150	9760	63	154	219	555	157	143	167	467
23	Bonaventure Butts Jr	180	12392	69	179	267	684	181	182	215	578
23	Hunter Fowble	188	16499	87	189	267	671	211	202	178	591
23	Bonaventure Butts Sr	209	16887	84	201	269	723	199	236	178	613

24 - Da Bruthas Lane 15 HDCP=8 Avg=1024

Team	Name	Book Avg	Pins	Gms	Avg	High Game	High Sers	-1-	-2-	-3-	Total
24	Ronnie Young Jr	203	15945	80	199	289	730	192	213	223	628
24	DeLeon Howard III	178	15533	83	187	241	640	134	209	216	559
24	Terry Posey	---	7346	36	204	275	684	224	212	163	599
24	Ellis Trotter	209	17808	84	212	300	777	193	247	203	643
24	Randall Williams	217	19359	87	222	300	813	183	257	247	687

25 - Woo Hoo!! Lane 27 HDCP=0 Avg=1056

Team	Name	Book Avg	Pins	Gms	Avg	High Game	High Sers	-1-	-2-	-3-	Total
25	Kyler Orosco	227	15793	66	239	300	826	226	279	195	700
25	Dave Schettini	207	16023	75	213	269	753	192	214	167	573
25	Windy Campbell	174	9005	54	166	225	603				0
25	Frank Chiodo	209	17815	84	212	298	730	237	201	234	672
25	Tony Zuniga	222	18311	81	226	300	774	227	232	232	691

26 - Put Some Foil On It Lane 11 HDCP=0 Avg=1015

Team	Name	Book Avg	Pins	Gms	Avg	High Game	High Sers	-1-	-2-	-3-	Total
26	Amy Lew	156	13912	81	171	216	597	202	181	156	539
26	Bill Lew	200	17964	87	206	267	685	184	206	200	590
26	John Ross	207	18012	87	207	277	677	214	205	230	649
26	Stephen Warren	217	18287	84	217	300	748	201	258	248	707
26	Adam Lew	216	16328	76	214	278	747	179	243	189	611

27 - Pinchi 3.0 Lane 21 HDCP=0 Avg=1030

Team	Name	Book Avg	Pins	Gms	Avg	High Game	High Sers	-1-	-2-	-3-	Total
27	Kevin Ngo	227	10275	48	214	268	731				0
27	Larry Manlapit	208	5846	30	194	258	703	214	226	188	628
27	Jesse Gutierrez	199	16015	78	205	261	727	205	215	190	610
27	Oscar Padilla	202	14717	72	204	278	696	187	202	172	561
27	Adrian Florian	211	17902	84	213	280	758	232	244	278	754

28 - Fuh Q Corbin Lane 4 HDCP=21 Avg=981

Team	Name	Book Avg	Pins	Gms	Avg	High Game	High Sers	-1-	-2-	-3-	Total
28	Neema Khazaie	212	17531	82	213	279	749	183	191	189	563
28	Kristen Carroll	156	11549	72	160	210	603	118	150	156	424
28	Brent Brehm	192	16672	87	191	256	673	183	243	247	673
28	David Molina	193	14012	69	203	298	670				0
28	Ryan Lunsford	207	18044	84	214	289	724	222	166	194	582

29 - Old But Damn Good Lane 25 HDCP=37 Avg=990

Team	Name	Book Avg	Pins	Gms	Avg	High Game	High Sers	-1-	-2-	-3-	Total
29	Terry Walker	191	15256	81	188	247	670	189	204	193	586
29	Bud Brechbill	214	16118	78	206	257	706	236	209	195	640
29	Chris Drew	178	14459	80	180	231	627	146	204	125	475
29	San Mitchell	193	16337	84	194	279	661	214	179	213	606
29	Craig Kistro	229	18708	84	222	287	776	217	258	256	731

30 - Pin Nutz! Lane 3 HDCP=0 Avg=1005

Team	Name	Book Avg	Pins	Gms	Avg	High Game	High Sers	-1-	-2-	-3-	Total
30	Colby Noji	220	18228	84	217	288	737	215	192	244	651
30	Dorothy Bell	170	14617	87	168	224	585	184	179	192	555
30	Clint Noji	182	16559	87	190	252	653	202	201	184	587
30	John McDonough	207	16096	75	214	290	756	191	179	221	591
30	Patrick Michaels	226	18860	87	216	300	740	204	215	200	619

31 - RUFN ME? Lane 17 HDCP=0 Avg=1029

Team	Name	Book Avg	Pins	Gms	Avg	High Game	High Sers	-1-	-2-	-3-	Total
31	James Heylek	196	17175	87	197	259	714	232	214	192	638
31	Ted Nagy	189	15523	81	191	252	662	203	170	163	536
31	Sina Bonabi	195	18032	87	207	268	699	227	213	259	699
31	Blake Jozwiakowski	211	19061	87	219	299	762	299	222	224	745
31	David Feinberg	210	18090	84	215	279	747	233	228	213	674

32 - Where's Effing Jenn Lane 5 HDCP=2 Avg=1014

Team	Name	Book Avg	Pins	Gms	Avg	High Game	High Sers	-1-	-2-	-3-	Total
32	Jennifer Kennick	203	9884	47	210	279	735	279	235	221	735
32	Noemi Ketchum	170	12148	78	155	221	556	157	198	147	502
32	Garey Mark	207	14070	63	223	299	814				0
32	Ron Anderson	215	16042	75	213	290	795	201	201	164	566
32	Greg Kennick	215	17905	84	213	279	748	213	225	193	631

Temporary Substitutes

 Men

Team	Name	Book Avg	Pins Gms	Avg	High Game	High Sers	-1-	-2-	-3-	Total
0	Nick Ackley	196	2764	15	184	218				0
0	Stan Agaza	185	2607	12	217	288				0
0	Fred Altieri	188	1686	9	187	205				0
0	Alvin Bailon	207	1306	6	bk207	248				0
0	Clifford Baltazar	207	2426	12	202	248				0
0	Mer Bautista	186	546	3	bk186	190				0
0	Steve Belilove	171	539	3	bk171	208				0
0	Nino Brown	—	669	3	190	234				0
0	Peter Brown	189	1446	8	bk189	204				0
0	Paul Chong	154	1147	6	bk154	244				0
0	Scott Critchfield	220	2019	9	224	258				0
0	William C. Delong	144	387	3	bk144	144				0
0	Thomas Eder	187	3461	18	192	258				0
0	Tim Edwards	172	509	3	bk172	178				0
0	Amir Esmaili	205	1272	6	bk205	267				0
0	Haydn Fowble	182	1021	6	bk182	203				0
0	Clint Frazer	209	2670	12	222	277				0
0	Karl Gatmaitan	185	1624	9	180	268				0
0	Denny Griffin	207	6896	33	208	250				0
0	Bryan Guerrero Rodriguez	174	607	3	bk174	224				0
0	Jerome Hampton	200	549	3	bk200	196				0
10	Henry Harris	209	1863	9	207	257	213	199	181	593
0	Andrew Hernandez	—	515	3	190	215				0
0	Anthony Hernandez	198	2707	12	225	274				0
0	Daniel Holland	213	3057	15	203	234				0
0	Neil Inman	215	585	3	bk215	238				0
16	John Jaszarowski	189	561	3	bk189	235	171	235	155	561
0	Tonio Lacson	—	1645	9	182	235				0
0	Brody LaRose	203	564	3	bk203	193				0
0	Bing Tre Lau III	200	656	3	bk200	256				0
0	Eric Lorback	196	591	3	bk196	211				0
0	Michael Martin II	197	1940	9	215	278				0
0	Hugo Martinez	177	1661	9	184	227				0
0	Michael Minter	171	8237	45	183	263				0
0	Chris Mintz-Plasse	179	687	3	bk179	263				0
0	Jerry More	—	493	3	190	181				0
0	Dan Musselman	198	1760	9	195	224				0
0	Ryan Nishimoto	200	5094	24	212	299				0
25	Kraig Orosco	198	6973	36	193	279	279	172	138	589
0	Kurt Osterheldt	—	6370	30	212	297				0
0	Robert Paige	—	543	3	190	223				0
0	Adam Parcelli	194	1193	6	bk194	235				0
0	Adrian Pelayo	202	3423	15	228	279				0
0	Caleb Pelone	173	533	3	bk173	191				0
27	Jerome Pereyra	197	10255	54	189	279	164	207	148	519
0	James Recto	179	3722	21	177	227				0
0	Patrick Reed Sr	204	532	3	bk204	216				0
32	Mario Rodriguez	213	8484	39	217	300	153	195	180	528
0	Johnny Rojas	215	1190	6	bk215	223				0
0	Tony Royster Jr	—	566	3	190	193				0
0	Adam Seligman	214	669	3	bk214	253				0
0	Tom Sykes	193	0	0	bk193	0				0
0	Shawn Tamjidi	207	1334	6	bk207	268				0
14	William Wales	190	8051	42	191	237	190	237	221	648
0	Cory Williams	—	1039	6	190	217				0

 Women

Team	Name	Book Avg	Pins Gms	Avg	High Game	High Sers	-1-	-2-	-3-	Total
0	Pat Cornish	—	962	6	170	218				0
0	Mozelle Cruz	—	439	3	170	165				0
0	Brittney Gonzalez	154	440	3	bk154	157				0
0	Carmen Hofstra	171	1144	6	bk171	222				0
0	Nikkita Mitchell	181	542	3	bk181	216				0
9	Kayla Molia	—	1079	6	170	243	243	177	166	586
0	Flory Oliva	157	502	3	bk157	204				0
0	Akayla Orosco	—	3559	18	197	245				0

Team	Name	Book Avg	Pins	Gms	Avg	High Game	High Sers	-1-	-2-	-3-	Total
0	Brittany Page	208	668	3	bk208	263	668				0
0	Gail Rodgers	188	2158	12	179	235	571				0
0	Darlene Somers	151	868	6	bk151	170	435				0
0	Dyanne Thoman	—	1908	12	159	192	515				0
28	Jaelyn Thoman	187	7444	39	190	231	611	231	203	177	611
0	Jill Williamson	173	2627	15	175	214	576				0

Last Week's Top Scores

Team Handicap Game			Team Handicap Series		
1194 RUFN ME?			3339 Friends & Family		
	Scratch Game	Scratch Series	Handicap Game	Handicap Series	
Men	300 Johnnie Englehart	754 Adrian Florian	312 Kraig Orosco	806 Mark Porter	
	299 Blake Jozwiakowski	748 Colby Michaels	311 Joshua Frazier	805 Adrian Florian	
	279 Kraig Orosco	745 Blake Jozwiakowski	309 Johnnie Englehart	795 Avin Carolino	
	279 Kyler Orosco	741 Avin Carolino	309 Blake Jozwiakowski	787 Colby Michaels	
	278 Kevin Duran	740 Mark Porter	305 Marcel Pichay	786 John Rose	
	278 Joshua Frazier				
	278 Adrian Florian				
Women	279 Julia Frias	735 Jennifer Kennick	299 Jennifer Kennick	795 Jennifer Kennick	
	279 Jennifer Kennick	732 Julia Frias	288 Julia Frias	759 Julia Frias	
	243 Kayla Molia	646 Leeanne Jilek	267 Jaelyn Thoman	723 Dorothy Bell	
	234 Leeanne Jilek	611 Jaelyn Thoman	265 Noemi Ketchum	720 Leonor Bermeo	
	231 Jaelyn Thoman	607 Jacey Opiana	265 Leonor Bermeo	719 Jaelyn Thoman	

Season High Scores

Team Handicap Series			Team Handicap Game		
3535 Train Wreck			1267 Waste Management		
	Scratch Series	Scratch Game	Handicap Series	Handicap Game	
Men	856 Justin Pluchino	300 Ellis Trotter	889 Tom Leigh	325 David Molina	
		300 Tyler Minami			
		300 Devin Koba			
		300 Kyler Orosco			
		300 Patrick Michaels			
		300 Randall Williams			
		300 Stephen Warren			
		300 Johnnie Englehart			
		300 John Thoman			
		300 Jesse Chastain			
		300 Denny Jiramoree			
		300 Tony Zuniga			
Women	751 Julia Frias	279 San Mitchell	799 Tracy Campbell	309 San Mitchell	

Individual High Averages

Men 239.29 Kyler Orosco
Women 220.43 Julia Frias

Most Improved Average

Men 175 to 201.59 = +26.59 Clinton Clark **Women** 156 to 171.75 = +15.75 Amy Lew

National Association Awards Earned Last Week

Name	Award Score	Award Received	Name	Award Score	Award Received
Johnnie Englehart	300	300 Game (USBC Awards)			

Local and Bowling Center Awards

Name	Award Score	Award Received	Name	Award Score	Award Received
Jorge Benitez	245	50 Pins Over Average - Game (GLAC USBC)	Jennifer Kennick	735	100 Pins Over Average - Series (GLAC
Brent Brehm	673	100 Pins Over Average - Series (GLAC US		279	275-289 Game (GLAC USBC)
Avin Carolino	741	100 Pins Over Average - Series (GLAC US	Colby Michaels	748	100 Pins Over Average - Series (GLAC
Russell Ching	248	50 Pins Over Average - Game (GLAC USBC)		277	50 Pins Over Average - Game (GLAC U
Dave Dubois	236	50 Pins Over Average - Game (GLAC USBC)		277	275-289 Game (GLAC USBC)
Kevin Duran	278	275-289 Game (GLAC USBC)	Kraig Orosco	279	275-289 Game (GLAC USBC)
Johnnie Englehart	300	75 Pins Over Average - Game (GLAC USBC)		279	75 Pins Over Average - Game (GLAC U
	300	300 Game (GLAC USBC)	Kyler Orosco	279	275-289 Game (GLAC USBC)
Adrian Florian	278	275-289 Game (GLAC USBC)	Marcel Pichay	269	75 Pins Over Average - Game (GLAC U
Joshua Frazier	278	275-289 Game (GLAC USBC)	Mark Porter	740	100 Pins Over Average - Series (GLAC
	278	75 Pins Over Average - Game (GLAC USBC)		266	250 Game (GLAC USBC)
Julia Frias	279	275-289 Game (GLAC USBC)	John Rose	236	50 Pins Over Average - Game (GLAC U
	279	50 Pins Over Average - Game (GLAC USBC)	Di-onte Smith	255	250 Game (GLAC USBC)
Blake Jozwiakowski	299	75 Pins Over Average - Game (GLAC USBC)	Ray Stoy	239	50 Pins Over Average - Game (GLAC U
	299	299 Game (GLAC USBC)			

View Standings on the Web

Visit LeagueSecretary.com - This league's ID number is 121911
 Visit bowl.com - This league's ID number is 32078

Last Week's Top Game Scores

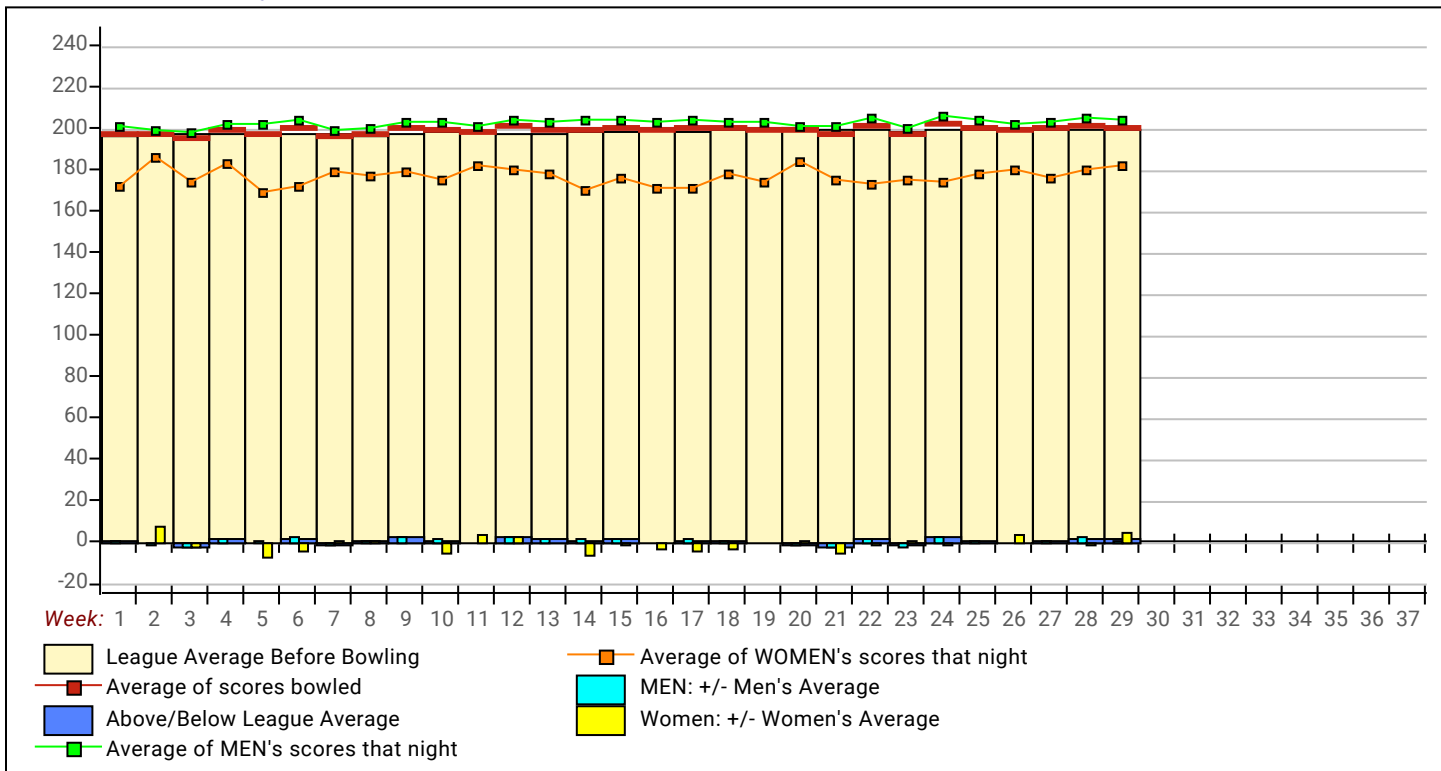
Men	Game 1 SCR	300	Johnnie Englehart	299	Blake Jozwiakowski	279	Kraig Orosco
Women	Game 1 SCR	279	Julia Frias	279	Jennifer Kennick	243	Kayla Molia
Men	Game 2 SCR	279	Kyler Orosco	258	Stephen Warren	258	Craig Kisro 258 Aaron Thaler
Women	Game 2 SCR	235	Jennifer Kennick	218	Julia Frias	210	Leeanne Jilek
Men	Game 3 SCR	278	Joshua Frazier	278	Adrian Florian	277	Colby Michaels
Women	Game 3 SCR	235	Julia Frias	234	Leeanne Jilek	221	Jennifer Kennick
Men	Game 1 HDCP	312	Kraig Orosco	309	Johnnie Englehart	309	Blake Jozwiakowski
Women	Game 1 HDCP	299	Jennifer Kennick	297	Kayla Molia	288	Julia Frias
Men	Game 2 HDCP	286	Di-onte Smith	279	Brent Brehm	279	Kyler Orosco
Women	Game 2 HDCP	265	Noemi Ketchum	255	Jennifer Kennick	248	Chris Drew
Men	Game 3 HDCP	311	Joshua Frazier	295	Adrian Florian	290	Colby Michaels
Women	Game 3 HDCP	265	Leonor Bermeo	254	Leeanne Jilek	248	Tracy Campbell 248 Dorothy Bell

Average List of Regular Team Members

<u>Name</u>	<u>Pins</u>	<u>Gms</u>	<u>True Average</u>	<u>Name</u>	<u>Pins</u>	<u>Gms</u>	<u>True Average</u>
Orosco, Kyler	15793	66	239.29	Plasse, Ray	16333	81	201.64
Pluchino, Justin	20674	87	237.63	Clark, Clinton	16329	81	201.59
Thaler, Aaron	9705	42	231.07	Dier, Shawn	13909	69	201.58
Chastain, Jesse	16332	72	226.83	Butts Sr, Bonaventure	16887	84	201.04
Zuniga, Tony	18311	81	226.06	Rubio, Darwin	16885	84	201.01
Horowitz, Howard	19525	87	224.43	Delong, Michael	17450	87	200.57
Pearlstein, Jon	17421	78	223.35	Leigh, Tom	11407	57	200.12
Mark, Garey	14070	63	223.33	Schwartz, Alex	12599	63	199.98
Kurtz, Karl	19386	87	222.83	Palacio, David	16776	84	199.71
Kisro, Craig	18708	84	222.71	Stitz, Jeff	16775	84	199.70
Williams, Randall	19359	87	222.52	Gruen, Lon	16560	83	199.52
Englehart, Johnnie	17915	81	221.17	Young Jr, Ronnie	15945	80	199.31
Davis, Jeremy	13930	63	221.11	Jaques, David	17330	87	199.20
Frias, Julia	15871	72	220.43	Garcia, Joe	15492	78	198.62
Gutierrez, Alex	15848	72	220.11	Edwards, Dwayne	16043	81	198.06
Jozwiakowski, Blake	19061	87	219.09	Micheri, Joe	16622	84	197.88
Markowitz, Gary	18170	83	218.92	Heylek, James	17175	87	197.41
Bejar Jr, Jay	18378	84	218.79	Bui, Chris	16578	84	197.36
Dancel, Anthony	17056	78	218.67	Roquemore, Jack	14204	72	197.28
Warren, Stephen	18287	84	217.70	Krolak, Keith	10652	54	197.26
Bridges, Jimmy	16972	78	217.59	Smith, Di-onte	13602	69	197.13
Gutierrez, Jose	16949	78	217.29	Jiramoree, Denny	15323	78	196.45
Michaels, Colby	15421	71	217.20	McNeal, Kevin	16491	84	196.32
Noji, Colby	18228	84	217.00	Ballard, Bobby	4119	21	196.14
Pearson, Jeremy	18877	87	216.98	Cohen, Robert	15877	81	196.01
Robinson, Jerome	17565	81	216.85	Buchmann, James	11499	59	194.90
Michaels, Patrick	18860	87	216.78	Manlapit, Larry	5846	30	194.87
Thoman, John	17534	81	216.47	Jenkins, Saul	12274	63	194.83
Rodriguez, Kevin	16222	75	216.29	Kovalsky, Adam	15772	81	194.72
Shope, Tim	18751	87	215.53	Mitchell, San	16337	84	194.49
Feinberg, David	18090	84	215.36	Frazier, Joshua	13358	69	193.59
Lew, Adam	16328	76	214.84	Pensanti, Tony	16244	84	193.38
Lunsford, Ryan	18044	84	214.81	Cohen, Mike	15639	81	193.07
McDonough, John	16096	75	214.61	Ching, Russell	16216	84	193.05
Ngo, Kevin	10275	48	214.06	Taylor, Richard	16215	84	193.04
Everitt, Tom	16687	78	213.94	Lollar, Don	12672	66	192.00
Anderson, Ron	16042	75	213.89	Hansen, Chuck	10357	54	191.80
Khazaie, Neema	17531	82	213.79	Nagy, Ted	15523	81	191.64
Schettini, Dave	16023	75	213.64	Brehm, Brent	16672	87	191.63
Enero, Earl	18581	87	213.57	Baillie, Doug	14909	78	191.14
Willis, Mike	1922	9	213.56	Noji, Clint	16559	87	190.33
Kennick, Greg	17905	84	213.15	Pichay, Marcel	14840	78	190.26
Florian, Adrian	17902	84	213.12	Bermeo, Juan	16534	87	190.05
Switzer, Shawn	17202	81	212.37	Fowble, Hunter	16499	87	189.64
Chiodo, Frank	17815	84	212.08	Khoury, Anthony	15695	83	189.10
Trotter, Ellis	17808	84	212.00	Starks, Ellis	11891	63	188.75
Koyano, Duane	16517	78	211.76	Thomas Jr., Mo	15283	81	188.68
Dizon, Emmanuel	17785	84	211.73	Stoy, Ray	16412	87	188.64
Fogel, Steve	17780	84	211.67	Walker, Terry	15256	81	188.35
Sarkissian, Ruben	7383	35	210.94	Howard III, DeLeon	15533	83	187.14
Carolino, Avin	18352	87	210.94	Kelly, Monise	15150	81	187.04
Molia, Setu	18312	87	210.48	Onestinghel, Dan	14501	78	185.91
Bryant, Rusty	17039	81	210.36	Epps, Darryl	11152	60	185.87
Kennick, Jennifer	9884	47	210.30	Rose, John	15606	84	185.79
Cooke, Bryan	17638	84	209.98	Morita, Kenneth	16128	87	185.38
Jilek, Leeanne	11241	54	208.17	Dubois, Dave	12780	69	185.22
Minami, Tyler	17477	84	208.06	Hara, Michael	13794	75	183.92
Wilson, Mike	14979	72	208.04	Oliver, Ken	15279	84	181.89
Duran, Kevin	18070	87	207.70	Sierra, Jose	13056	72	181.33
Porter, Mark	15762	76	207.39	Ritter, George	15209	84	181.06
Bonabi, Sina	18032	87	207.26	Drew, Chris	14459	80	180.74
Ross, John	18012	87	207.03	Di Pietro Sr., John	2166	12	180.50
Opiana, Jacey	17986	87	206.74	Benitez, Jorge	14382	80	179.77
Brechbill, Bud	16118	78	206.64	Butts Jr, Bonaventure	12392	69	179.59
Lew, Bill	17964	87	206.48	Fatherree, Kevin	15493	87	178.08
Owens, Jeff	17915	87	205.92	Johnson, Dusty	4070	23	176.96
Gutierrez, Jesse	16015	78	205.32	Monroe, Russel	15331	87	176.22
Sharpsteen, Anthony	17653	86	205.27	Barreto, Ernie	10943	63	173.70
Andrade, Joel	17840	87	205.06	Miller, Tom	14003	81	172.88
Fonvergne, Joe	17830	87	204.94	Lew, Amy	13912	81	171.75
Petty, Marty	17797	87	204.56	Bell, Dorothy	14617	87	168.01
de Leon, Nathan	17784	87	204.41	Chinn (Rh), Gerry	13516	81	166.86
Padilla, Oscar	14717	72	204.40	Campbell, Windy	9005	54	166.76
Salunga, Jeisler	17162	84	204.31	Stringfellow, Kerry	9925	60	165.42
Posey, Terry	7346	36	204.06	Oliva-Ramirez, Rosa	11908	72	165.39
Morrow Jr, Rich	14654	72	203.53	Campbell, Tracy	12362	75	164.83
de Leon, Marc	17086	84	203.40	Haywood, Marvin	12719	78	163.06
Macklin, Joe	16264	80	203.30	Carroll, Kristen	11549	72	160.40
Molina, David	14012	69	203.07	Jilek, Pat	8442	54	156.33
Revilla, Kyle	16822	83	202.67	Ketchum, Noemi	12148	78	155.74
Koba, Devin	16992	84	202.29	Johnson, Arron	9760	63	154.92
Gage, Paul	16334	81	201.65	Pichay, Mars	11175	75	149.00

<u>Name</u>	<u>Pins</u>	<u>Gms</u>	<u>True Average</u>	<u>Name</u>	<u>Pins</u>	<u>Gms</u>	<u>True Average</u>
Bermeo, Leonor	10879	78	139.47				

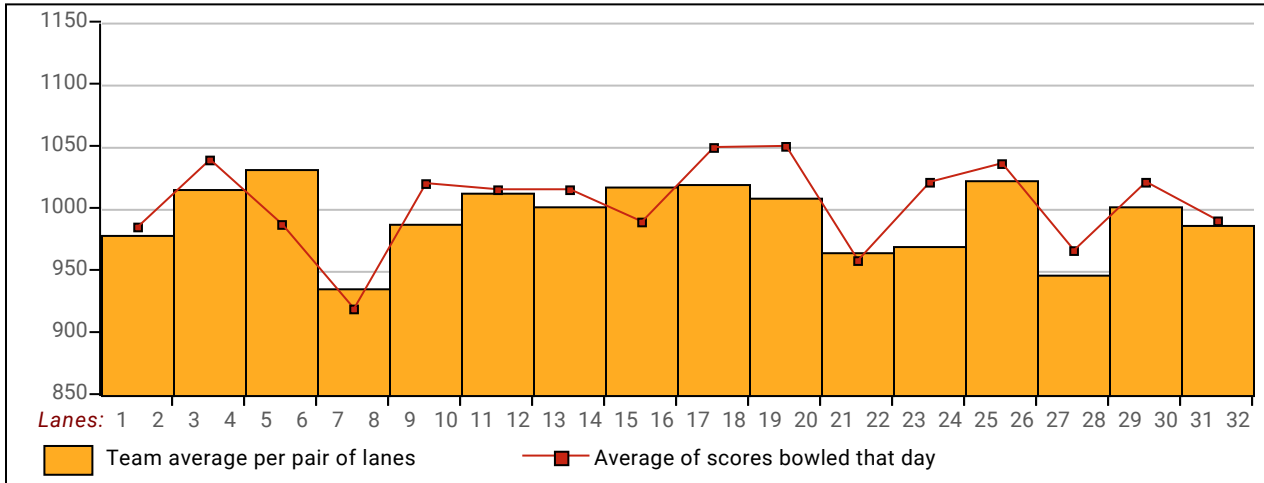
League Average Week-by-Week



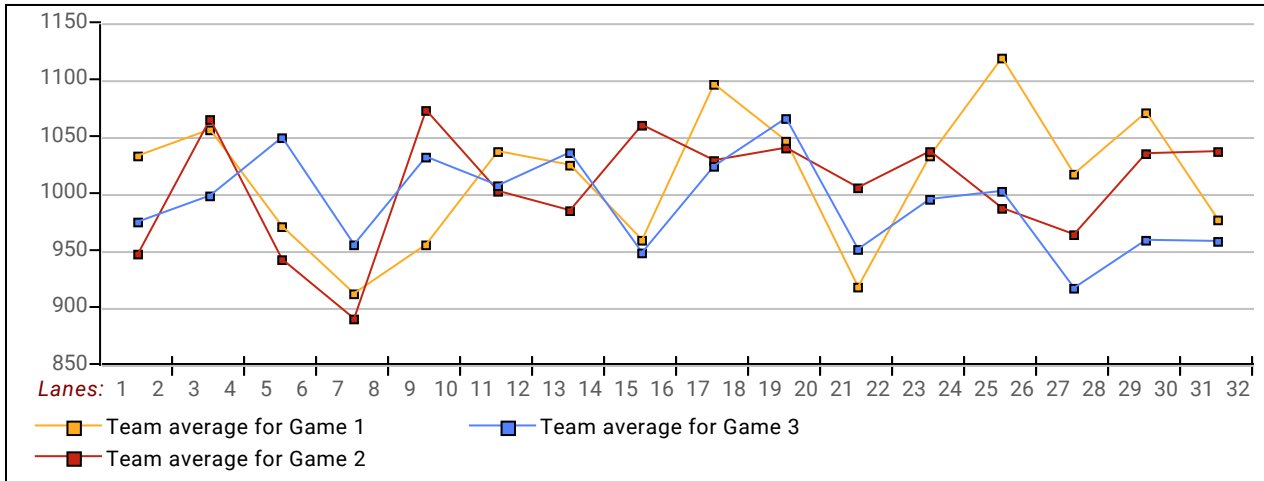
This Week's Statistics

	<u>Over All</u>	<u>Men</u>	<u>Women</u>
How many people bowled	157	139	18
Number of games bowled	468	414	54
Actual average of week's scores	201.47	203.95	182.46
How many games above average	239	207	32
How many games below average	220	198	22
Pins above/below average per game	2.37	1.93	5.74
How many people raised average	84	73	11
by this amount	0.74	0.54	2.09
How many people went down	72	65	7
by this amount	-0.63	-0.64	-0.50
League average before bowling	199.65	202.55	177.23
League average after bowling	199.76	202.54	178.31
Change in league average	0.11	-0.02	1.08
1200s	--	--	--
1100s	--	--	--
1000s	--	--	--
900s	--	--	--
800s	--	--	--
775s	--	--	--
750s	1	1	--
725s	8	6	2
700s	6	6	--
675s	10	10	--
650s	12	12	--
625s	21	20	1
600s	25	22	3
575s	29	28	1
550s	14	13	1
525s	10	9	1
500s	9	7	2
below 500	12	5	7
300s	1	1	--
290s	1	1	--
275s	8	6	2
250s	17	17	--
225s	89	84	5
200s	134	124	10
175s	120	106	14
150s	75	62	13
125s	20	13	7
below 125	3	--	3

Team Average vs Avg of Scores



Average of Scores for Each Game



Amount Over/Under Team Average

