

Wednesday 4:00 pm

Winnetka Bowl

Lanes 25 - 32

USBC Certification: 455297 Lane Certification: 8846

Secretary: Rich Mottern is on Lane 26 Treasurer: Jane Widdersheim is on Lane 26

Team Standings

Place	#	Team Name	Points Won	Points Lost	Year-To-Date WON	Pins + HDCP	HDCP Game	HDCP Sers	Team Avg
1	4	It's All Good	32½	15½	70	68657	939	2686	686
2	1	Unbowlievabowls	32	16	69	68272	925	2578	684
3	6	What the Hell Was That???	29	19	60½	67544	881	2607	517
4	7	#Whatever	27½	20½	55½	67191	887	2555	608
5	5	Pocket Pickers (1)	27	21	65½	67760	895	2568	557
6	2	Bumpers Up	22	26	55½	67369	950	2743	664
7	3	The Stormers	17	31	54	67239	933	2666	570
8	8	BYE	0	0	0	0	0	0	0

Review of Last Week's Bowling.....

Lanes	Team Name	HDCP -1-	HDCP -2-	HDCP -3-	HDCP Total	Last Wk WON	Team Name	HDCP -1-	HDCP -2-	HDCP -3-	HDCP Total	Last Wk WON
25-26	What the Hell Was Th	772	859	801	2432	3	<---> The Stormers	778	844	784	2406	1
27-28	Pocket Pickers (1)	810	808	784	2402	1	<---> Unbowlievabowls	790	822	840	2452	3
29-30	It's All Good	883	884	801	2568	4	<---> BYE	0	0	0	0	0
31-32	Bumpers Up	798	842	794	2434	3	<---> #Whatever	780	790	799	2369	1

Lane Assignments

	<u>25-26</u>	<u>27-28</u>	<u>29-30</u>	<u>31-32</u>
Wk30 04/24	2- 5	1- 7	8- 3	6- 4
Wk31 05/01	7- 6	1- 4	5- 8	3- 2
Wk32 05/08	5- 3	7- 4	2- 8	1- 6

Team Rosters

1 - Unbowlievabowls Lane 27 HDCP=116 Avg=684

Name	Book Avg	Sex	Avg HDCP	Pins	Gms	High Game	High Sers	HDCP Game	HDCP Sers	-1-	-2-	-3-	Total	HDCP Total	
Medy Fernandez	131	W	144	56	8229	57	186	492	249	687	149	154	174	477	648
Patty Inaba	157	W	161	39	13119	81	242	564	281	687	166	204	182	552	669
Bob Storaker	190	M	194	6	15011	77	279	722	282	731	179	184	158	521	536
Anthony Chavez	176	M	185	15	15601	84	254	627	269	674	180	164	210	554	599

2 - Bumpers Up Lane 25 HDCP=136 Avg=664

Name	Book Avg	Sex	Avg HDCP	Pins	Gms	High Game	High Sers	HDCP Game	HDCP Sers	-1-	-2-	-3-	Total	HDCP Total	
Nanine Esslinger	146	W	153	47	10579	69	213	553	259	695	162	160	161	483	627
Patricia Rebbeck	155	W	157	43	13261	84	226	580	273	721	149	191	140	480	609
Janine Ewing	188	W	197	3	14785	75	280	658	285	680	171	221	191	583	592
Bo Fogel	153	W	157	43	10893	69	199	539	244	674	179	133	165	477	606

3 - The Stormers Lane 30 HDCP=230 Avg=570

Name	Book Avg	Sex	Avg HDCP	Pins	Gms	High Game	High Sers	HDCP Game	HDCP Sers	-1-	-2-	-3-	Total	HDCP Total	
Jayme Willis	156	W	154	46	12512	81	230	516	275	663	140	179	156	475	613
Dana Blumfield	84	W	91	109	7665	84	139	347	248	677	109	87	114	310	640
Gaynell Jackson	148	W	147	53	11526	78	201	522	255	675	117	142	125	384	540
Shelly Rick	177	W	178	22	15013	84	248	673	270	739	182	206	159	547	613

4 - It's All Good Lane 32 HDCP=117 Avg=686

Name	Book Avg	Sex	Avg HDCP	Pins	Gms	High Game	High Sers	HDCP Game	HDCP Sers	-1-	-2-	-3-	Total	HDCP Total	
Marcia Logan	179	W	179	21	15084	84	259	633	280	696	205	162	145	512	575
Teri Cantero	138	W	142	58	11377	80	183	490	246	667	167	161	162	490	667
Maria Paier	153	W	162	38	11722	72	221	555	260	687	157	215	160	532	646
Nancy Kato	202	W	203	0	17695	87	277	770	278	770	236	228	216	680	680

5 - Pocket Pickers (1) Lane 26 HDCP=243 Avg=557

Name	Book Avg	Sex	Avg HDCP	Pins	Gms	High Game	High Sers	HDCP Game	HDCP Sers	-1-	-2-	-3-	Total	HDCP Total	
Elaine Mandato	140	W	138	62	10377	75	189	464	253	667	a128	a128	a128	384	570
Jane Widdersheim	160	W	157	43	12745	81	194	544	236	670	161	146	168	475	604
Roland Pinza	131	M	137	63	10733	78	179	455	243	651	159	150	119	428	617
Rich Mottern	132	M	125	75	10517	84	168	418	247	655	119	141	126	386	611

6 - What the Hell Was That??? Lane 31 HDCP=283 Avg=517

Name	Book Avg	Sex	Avg HDCP	Pins	Gms	High Game	High Sers	HDCP Game	HDCP Sers	-1-	-2-	-3-	Total	HDCP Total	
Patti Di Luigi	138	W	128	72	8878	69	181	462	256	684	110	120	107	337	550
Tina Gonzalez	134	W	135	65	9378	69	170	461	236	659	140	166	148	454	649
Pam Findl LH	---	W	79	121	948	12	109	280			68	103	109	280	658
Gayle Kirby	182	W	175	25	10705	61	245	629	271	707	167	183	150	500	575
Pam Findl	175	W	172	28	9858	57	229	583	258	672				0	0

7 - #Whatever Lane 28 HDCP=192 Avg=608

Name	Book Avg	Sex	Avg HDCP	Pins	Gms	High Game	High Sers	HDCP Game	HDCP Sers	-1-	-2-	-3-	Total	HDCP Total	
Pauline Mengel	139	W	136	64	10217	75	186	484	248	670	135	130	113	378	570
Cindy Gonek	154	W	153	47	11997	78	204	525	252	669	165	137	157	459	600
Petra Kaun	157	W	158	42	9030	57	202	540	249	672	143	168	177	488	614
Barbara Vaccarello	157	W	161	39	13046	81	214	576	254	696	145	163	160	468	585

8 - BYE Lane 29 HDCP=0 Avg=0

Temporary Substitutes



Men

<u>Name</u>	<u>Book Avg</u>	<u>Sex</u>	<u>Avg HDCP</u>	<u>Pins</u>	<u>Gms</u>	<u>High Game</u>	<u>High Sers</u>	<u>HDCP Game</u>	<u>HDCP Sers</u>	<u>-1-</u>	<u>-2-</u>	<u>-3-</u>	<u>Total</u>	<u>HDCP Total</u>
-------------	-----------------	------------	-----------------	-------------	------------	------------------	------------------	------------------	------------------	------------	------------	------------	--------------	-------------------

Women

<u>Name</u>	<u>Book Avg</u>	<u>Sex</u>	<u>Avg HDCP</u>	<u>Pins</u>	<u>Gms</u>	<u>High Game</u>	<u>High Sers</u>	<u>HDCP Game</u>	<u>HDCP Sers</u>	<u>-1-</u>	<u>-2-</u>	<u>-3-</u>	<u>Total</u>	<u>HDCP Total</u>
MaryAnne Barranti	158	W	144	56	3043	21	173	469	229	637			0	0
Sylvia Hedding	171	W	182	18	1643	9	223	596					0	0
Deanie Kepner	159	W	146	54	4112	28	178	494	232	656			0	0

Last Week's Top Scores

<u>Team Scratch Game</u>		<u>Team Scratch Series</u>		<u>Team Handicap Game</u>		<u>Team Handicap Series</u>	
766 It's All Good		2214 It's All Good		884 It's All Good		2568 It's All Good	
<u>Scratch Game</u>		<u>Scratch Series</u>		<u>Handicap Game</u>		<u>Handicap Series</u>	
Men	210 Anthony Chavez 184 Bob Storaker 159 Roland Pinza 141 Rich Mottern	554 Anthony Chavez 521 Bob Storaker 428 Roland Pinza 386 Rich Mottern	225 Anthony Chavez 222 Roland Pinza 216 Rich Mottern 189 Bob Storaker	617 Roland Pinza 611 Rich Mottern 599 Anthony Chavez 536 Bob Storaker			
Women	236 Nancy Kato 221 Janine Ewing 215 Maria Paier 206 Shelly Rick 205 Marcia Logan	680 Nancy Kato 583 Janine Ewing 552 Patty Inaba 547 Shelly Rick 532 Maria Paier	253 Maria Paier 243 Patty Inaba 236 Nancy Kato 234 Patricia Rebbeck 231 Medy Fernandez 231 Tina Gonzalez	680 Nancy Kato 669 Patty Inaba 667 Teri Cantero 649 Tina Gonzalez 648 Medy Fernandez			

Season High Scores

<u>Team Scratch Series</u>		<u>Team Scratch Game</u>		<u>Team Handicap Series</u>		<u>Team Handicap Game</u>	
2317 It's All Good		802 Bumpers Up		2743 Bumpers Up		939 It's All Good	
<u>Scratch Series</u>		<u>Scratch Game</u>		<u>Handicap Series</u>		<u>Handicap Game</u>	
Men	722 Bob Storaker	254 Anthony Chavez	731 Bob Storaker	269 Anthony Chavez			
Women	770 Nancy Kato	280 Janine Ewing	770 Nancy Kato	285 Janine Ewing			

Individual High Averages

Men	194.95	Bob Storaker
Women	203.39	Nancy Kato

Most Improved Average

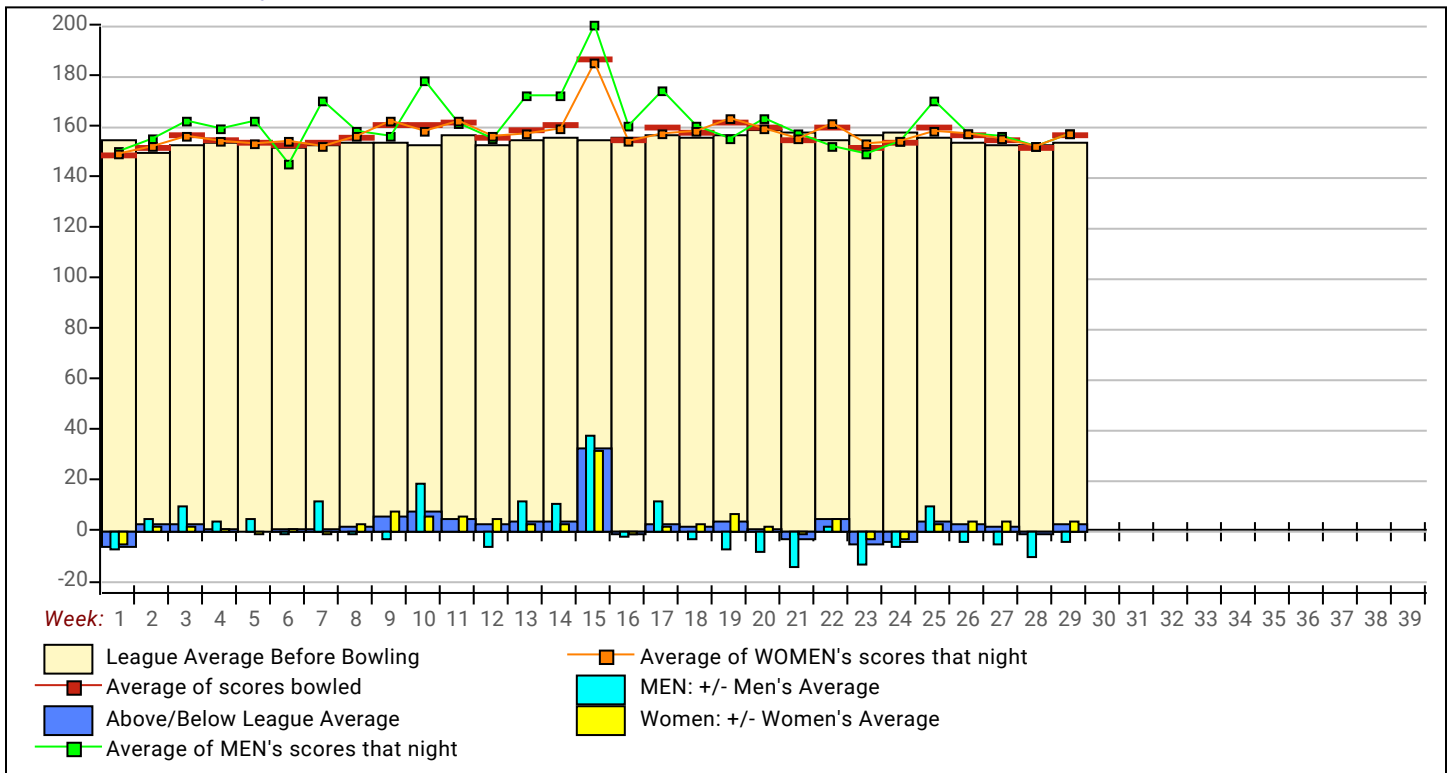
Men	176 to 185.73 = +9.73	Anthony Chavez	Women	131 to 144.37 = +13.37	Medy Fernandez
------------	-----------------------	----------------	--------------	------------------------	----------------

Local and Bowling Center Awards

View Standings on the Web

Visit LeagueSecretary.com - This league's ID number is 121909
 Visit bowl.com - This league's ID number is 33218

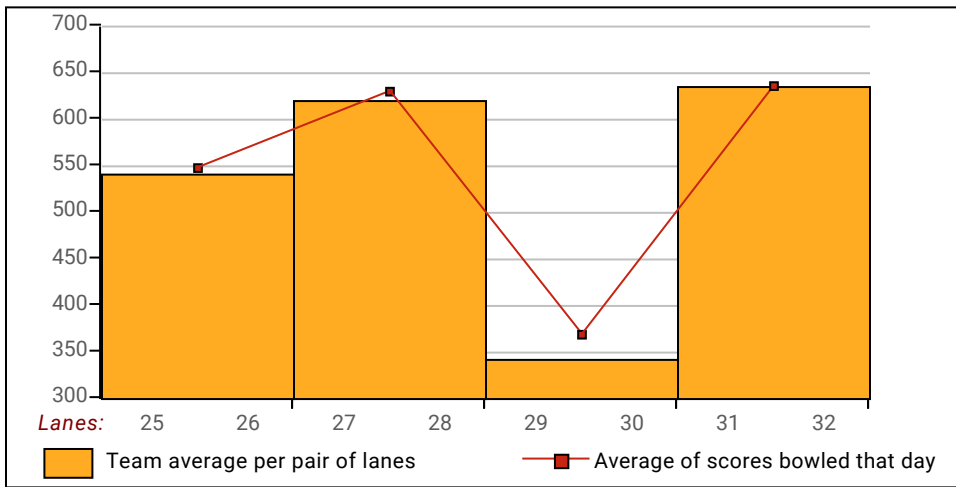
League Average Week-by-Week



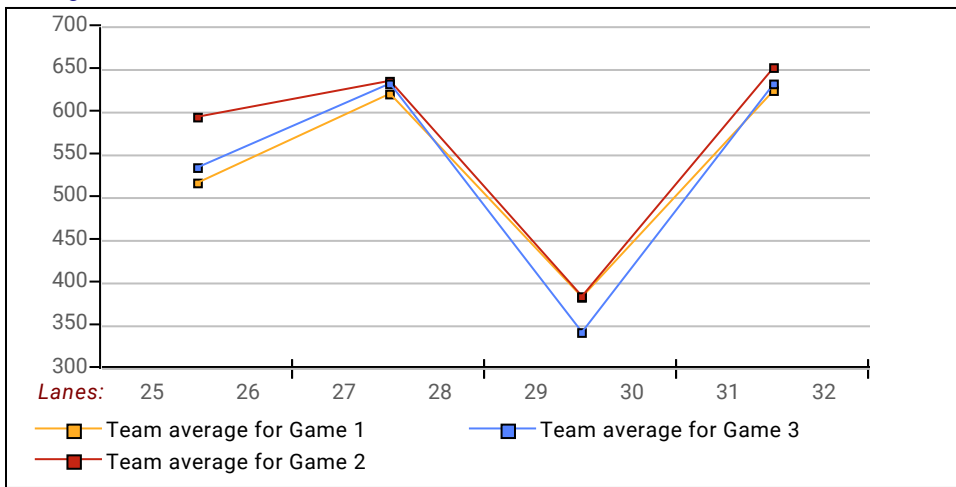
This Week's Statistics

	<u>Over All</u>	<u>Men</u>	<u>Women</u>
How many people bowled	27	4	23
Number of games bowled	81	12	69
Actual average of week's scores	156.91	157.42	156.83
How many games above average	45	5	40
How many games below average	36	7	29
Pins above/below average per game	3.54	-3.08	4.70
How many people raised average	17	2	15
by this amount	0.66	0.17	0.73
How many people went down	10	2	8
by this amount	-0.40	-0.45	-0.39
League average before bowling	153.88	161.01	152.64
League average after bowling	154.15	160.87	152.98
Change in league average	0.27	-0.14	0.34
800s	--	--	--
775s	--	--	--
750s	--	--	--
725s	--	--	--
700s	--	--	--
675s	1	--	1
650s	--	--	--
625s	--	--	--
600s	--	--	--
575s	1	--	1
550s	2	1	1
525s	2	--	2
500s	3	1	2
475s	8	--	8
450s	3	--	3
425s	1	1	--
400s	--	--	--
below 400	6	1	5
300s	--	--	--
275s	--	--	--
250s	--	--	--
225s	2	--	2
200s	7	1	6
175s	11	3	8
150s	30	4	26
125s	18	2	16
100s	11	2	9
below 100	2	--	2

Team Average vs Avg of Scores



Average of Scores for Each Game



Amount Over/Under Team Average

