

# 470 Scratch Daytime Travel

Tuesday 11:00 am

## Harleys Valley Bowl

Lanes 19 - 26

USBC Certification: Lane Certification: 8846

President: Patti Di Luigi is on Lane 19

Secretary/Treasurer: Medy Fernandez is on Lane 19

### Team Standings

Place	Lane	#	Team Name	Points Won	Points Lost	Year-To-Date WON	Scratch Pins	Team Avg	High Game	High Sers
1	17	1	Strike Seekers (1)	25	8	58	41090	471	592	1562
2	16	6	S.H.I.T.	21	12	53	40843	473	552	1520
3	19	3	Three for the Road	18	15	37 ½	38356	433	543	1483
4	20	2	Double Up	16	17	46 ½	40836	468	562	1557
5	21	5	Tuesday Travelers	14 ½	18 ½	44 ½	38766	430	524	1487
6	22	8	Splits and Giggles	13 ½	19 ½	32 ½	37669	429	523	1399
7	18	4	Alle Neune	12	21	37	38984	447	542	1513
8	15	7	We've Been Framed	12	21	39	38690	443	571	1488

### Review of Last Week's Bowling.....

Lanes	Team Name	-1-	-2-	-3-	Total	Last Wk WON		Team Name	-1-	-2-	-3-	Total	Last Wk WON
19-20	Double Up	502	540	443	1485	2	<-->	Tuesday Travelers	415	455	454	1324	1
21-22	Splits and Giggles	364	444	454	1262	1	<-->	Three for the Road	425	426	534	1385	2
23-24	Strike Seekers (1)	504	480	453	1437	3	<-->	We've Been Framed	412	409	407	1228	0
25-26	S.H.I.T.	445	442	439	1326	2	<-->	Alle Neune	415	446	417	1278	1

### Lane Assignments

15-16 17-18 19-20 21-22  
*This week you bowl at Valencia Lanes*  
 Wk30 04/02    7- 6    1- 4    3- 2    5- 8  
9-10 11-12 13-14 15-16  
*This week you bowl at Winnetka Bowl*  
 Wk31 04/09    5- 3    2- 8    7- 4    1- 6  
19-20 21-22 23-24 25-26  
*This week you bowl at Harleys Valley Bowl*  
 Wk32 04/16    2- 1    4- 3    6- 5    8- 7

### TEAM MATCH POINTS

Team 1	Team 2	Team 3	Team 4	Team 5	Team 6	Team 7	Team 8
160.0	143.5	115.0	125.5	122.0	141.0	126.5	110.5

## Team Rosters

## 1 - Strike Seekers (1) Lane 21 Avg=471

Team	Name	Book Avg	Pins	Gms	Avg	High Game	High Sers	-1-	-2-	-3-	Total	Points Won
1	Maria Paier	150	11973	78	153	234	562	158	165	153	476	56.0
1	Debbie Stelle	124	9582	76	126	171	467	154	123	108	385	34.0
1	Nancy Kato	198	15050	78	192	279	678	a192	a192	a192	576	70.0

## 2 - Double Up Lane 24 Avg=468

Team	Name	Book Avg	Pins	Gms	Avg	High Game	High Sers	-1-	-2-	-3-	Total	Points Won
2	Fran Briscoe	152	10817	72	150	197	527	170	197	145	512	49.0
2	Gaynell Jackson	146	11888	81	146	204	510	158	148	159	465	50.0
2	Marcia Logan	169	13976	81	172	231	608	174	195	139	508	44.5

## 3 - Three for the Road Lane 23 Avg=433

Team	Name	Book Avg	Pins	Gms	Avg	High Game	High Sers	-1-	-2-	-3-	Total	Points Won
3	Medy Fernandez	145	9646	69	139	200	471	118	119	187	424	35.0
3	Patti Di Luigi	137	11010	84	131	177	466	162	97	126	385	30.0
3	Jill Williamson	167	7671	47	163	213	600				0	25.0

## 4 - Alle Neune Lane 22 Avg=447

Team	Name	Book Avg	Pins	Gms	Avg	High Game	High Sers	-1-	-2-	-3-	Total	Points Won
4	Stella Mount	153	11965	81	147	213	531	122	107	152	381	43.5
4	Elaine Mandato	140	11935	87	137	194	501	116	161	143	420	38.5
4	Petra Kaun	158	12573	77	163	229	603	177	178	122	477	43.5

## 5 - Tuesday Travelers Lane 25 Avg=430

Team	Name	Book Avg	Pins	Gms	Avg	High Game	High Sers	-1-	-2-	-3-	Total	Points Won
5	Dayve Spencer	134	11856	84	141	212	523	130	161	151	442	40.5
5	Mary Basore	123	2306	20	115	156	397	a115	a115	a115	345	9.5
5	Sylvia Hedding	169	14115	81	174	248	623	170	179	188	537	54.0

## 6 - S.H.I.T. Lane 20 Avg=473

Team	Name	Book Avg	Pins	Gms	Avg	High Game	High Sers	-1-	-2-	-3-	Total	Points Won
6	Barbara Vaccarello	157	5919	39	151	190	521	155	166	147	468	28.5
6	Sami Scott	135	12778	84	152	230	551	130	116	132	378	52.0
6	Pam Findl	166	11733	69	170	224	606	i160	i160	i160	480	48.0

## 7 - We've Been Framed Lane 19 Avg=443

Team	Name	Book Avg	Pins	Gms	Avg	High Game	High Sers	-1-	-2-	-3-	Total	Points Won
7	Georgia Garey	150	13200	86	153	227	550	151	146	139	436	57.0
7	Patricia Rebbeck	155	13199	87	151	279	564	122	124	129	375	25.5
7	Tina Gonzalez	134	7928	57	139	180	480	a139	a139	a139	417	44.0

## 8 - Splits and Giggles Lane 26 Avg=429

Team	Name	Book Avg	Pins	Gms	Avg	High Game	High Sers	-1-	-2-	-3-	Total	Points Won
8	Meleese Seigler	145	11571	81	142	198	496	117	149	156	422	42.0
8	Henny Shepherd	143	10041	72	139	190	498	126	145	168	439	43.0
8	Stacey Tarantino	165	9962	67	148	192	491	121	150	130	401	23.5

**Temporary Substitutes**

<b>Team</b>	<b>Name</b>	<b>Book Avg</b>	<b>Pins</b>	<b>Gms</b>	<b>Avg</b>	<b>High Game</b>	<b>High Sers</b>	<b>-1-</b>	<b>-2-</b>	<b>-3-</b>	<b>Total</b>	<b>Points Won</b>
0	RC Cleveland	162	492	3	bk162	170	492				0	3.0
0	Cindy Dominguez	—	506	3	168	177	506				0	1.0
0	Chris Drew	181	549	3	bk181	209	549				0	3.0
0	Sharon Enriquez	158	3687	24	153	210	508				0	1.0
3	Tina Enriquez	188	2272	12	189	221	596	<b>145</b>	<b>210</b>	<b>221</b>	<b>576</b>	10.0
0	Janine Ewing	188	1604	9	178	212	555				0	5.0
0	Deanie Kepner	159	4584	33	138	178	439				0	8.5
0	Gayle Kirby	182	483	3	bk182	198	483				0	1.0
0	Pauline Mengel	139	2121	15	141	200	466				0	7.0
0	Jayne Nishimoto	152	1909	12	159	192	525				0	18.0

**Last Week's Top Scores**

<b>Team Scratch Game</b>	
540	Double Up
<b>Scratch Game</b>	
221	Tina Enriquez
197	Fran Briscoe
195	Marcia Logan
188	Sylvia Hedding
187	Medy Fernandez

<b>Team Scratch Series</b>	
1485	Double Up
<b>Scratch Series</b>	
576	Tina Enriquez
537	Sylvia Hedding
512	Fran Briscoe
508	Marcia Logan
477	Petra Kaun

**Season High Scores**

<b>Team Scratch Series</b>	
1562	Strike Seekers (1)
<b>Scratch Series</b>	
678	Nancy Kato

<b>Team Scratch Game</b>	
571	We've Been Framed
<b>Scratch Game</b>	
279	Patricia Rebbeck

**Individual High Averages**

192.95 Nancy Kato

**Most Improved Average**

135 to 152.12 = +17.12 Sami Scott

**High Individual Match Points**

70 Nancy Kato

**View Standings on the Web**



Visit [LeagueSecretary.com](http://LeagueSecretary.com) - This league's ID number is **121558**  
 View standings, bowler history, statistics and more. Also check out the Mobile App.  
 Visit [bowl.com](http://bowl.com) - This league's ID number is **40345**

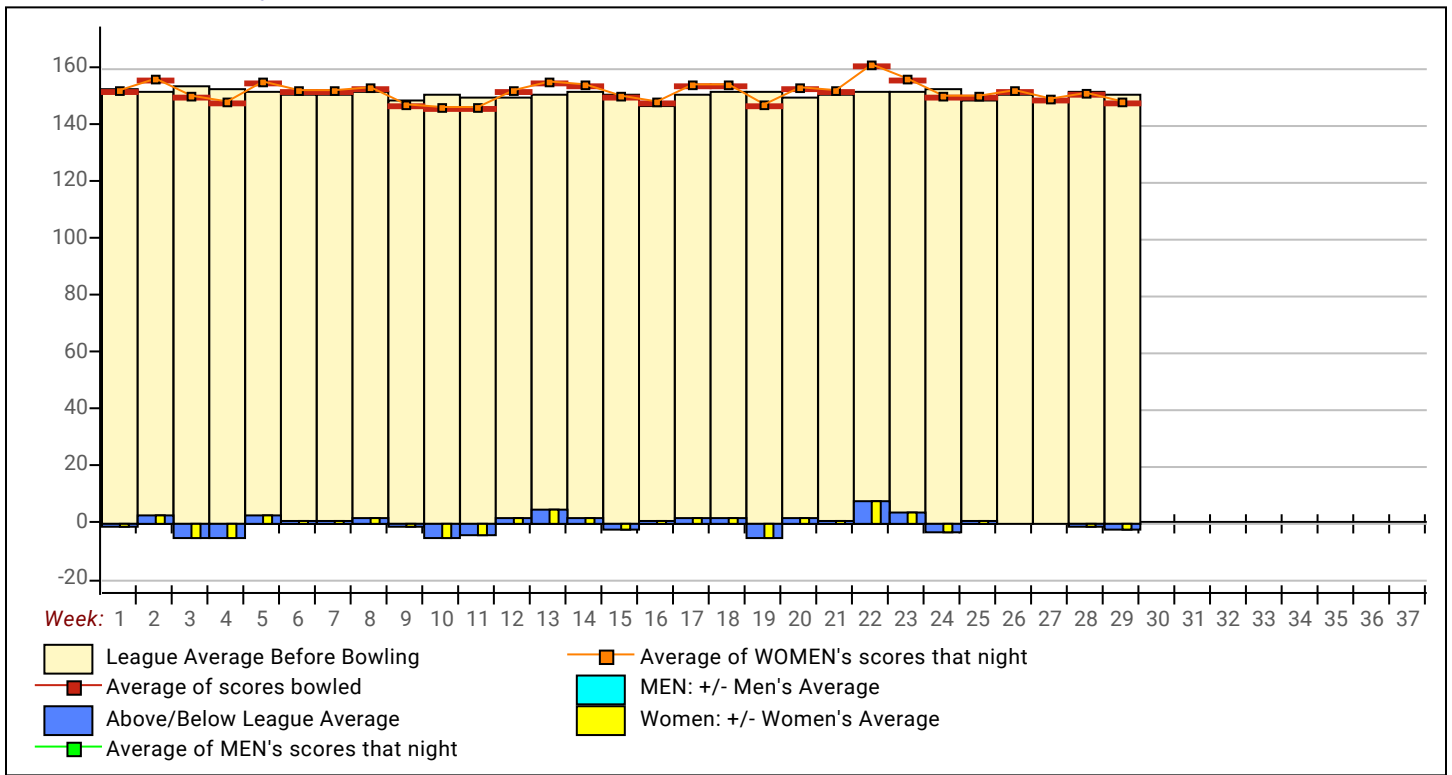
**Average List of Regular Team Members**

<u>Name</u>	<u>Pins</u>	<u>Gms</u>	<u>True Average</u>	<u>Name</u>	<u>Pins</u>	<u>Gms</u>	<u>True Average</u>
Kato, Nancy	15050	78	192.95	Tarantino, Stacey	9962	67	148.69
Hedding, Sylvia	14115	81	174.26	Mount, Stella	11965	81	147.72
Logan, Marcia	13976	81	172.54	Jackson, Gaynell	11888	81	146.77
Findl, Pam	11733	69	170.04	Seigler, Meleese	11571	81	142.85
Kaun, Petra	12573	77	163.29	Spencer, Dayve	11856	84	141.14
Williamson, Jill	7671	47	163.21	Fernandez, Medy	9646	69	139.80
Paier, Maria	11973	78	153.50	Shepherd, Henny	10041	72	139.46
Garey, Georgia	13200	86	153.49	Gonzalez, Tina	7928	57	139.09
Scott, Sami	12778	84	152.12	Mandato, Elaine	11935	87	137.18
Vaccarello, Barbara	5919	39	151.77	Di Luigi, Patti	11010	84	131.07
Rebbeck, Patricia	13199	87	151.71	Stelle, Debbie	9582	76	126.08
Briscoe, Fran	10817	72	150.24	Basore, Mary	2306	20	115.30

**High match Points: All Members of This League**

<u>Name</u>	<u>Points Won</u>	<u>Points Lost</u>	<u>%Won</u>	<u>Name</u>	<u>Points Won</u>	<u>Points Lost</u>	<u>%Won</u>
Nancy Kato	70.0	17.0	80.46 %	Patricia Rebbeck	25.5	61.5	29.31 %
Georgia Garey	57.0	30.0	65.52 %	Jill Williamson	25.0	35.0	41.67 %
Maria Paier	56.0	31.0	64.37 %	Stacey Tarantino	23.5	51.5	31.33 %
Sylvia Hedding	54.0	33.0	62.07 %	Jayne Nishimoto	18.0	9.0	66.67 %
Sami Scott	52.0	34.0	60.47 %	Tina Enriquez	10.0	2.0	83.33 %
Gaynell Jackson	50.0	34.0	59.52 %	Mary Basore	9.5	50.5	15.83 %
Fran Briscoe	49.0	35.0	58.33 %	Deanie Kepner	8.5	24.5	25.76 %
Pam Findl	48.0	36.0	57.14 %	Pauline Mengel	7.0	8.0	46.67 %
Marcia Logan	44.5	39.5	52.98 %	Janine Ewing	5.0	4.0	55.56 %
Tina Gonzalez	44.0	40.0	52.38 %	RC Cleveland	3.0		100.00 %
Stella Mount	43.5	43.5	50.00 %	Chris Drew	3.0		100.00 %
Petra Kaun	43.5	43.5	50.00 %	Cindy Dominguez	1.0	2.0	33.33 %
Henny Shepherd	43.0	38.0	53.09 %	Gayle Kirby	1.0	2.0	33.33 %
Meleese Seigler	42.0	45.0	48.28 %	Sharon Enriquez	1.0	23.0	4.17 %
Dayve Spencer	40.5	46.5	46.55 %	Becky Goldberg			0.00 %
Elaine Mandato	38.5	48.5	44.25 %	Trish Carpenter			0.00 %
Medy Fernandez	35.0	40.0	46.67 %	Laura Justman			0.00 %
Debbie Stelle	34.0	53.0	39.08 %	Joann Messina			0.00 %
Patti Di Luigi	30.0	54.0	35.71 %	Margaret Vesprini			0.00 %
Barbara Vaccarello	28.5	22.5	55.88 %				

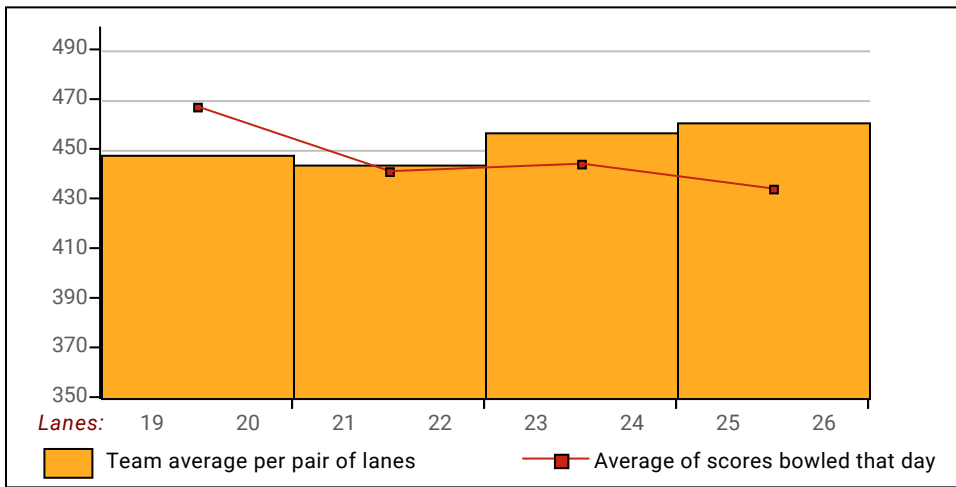
League Average Week-by-Week



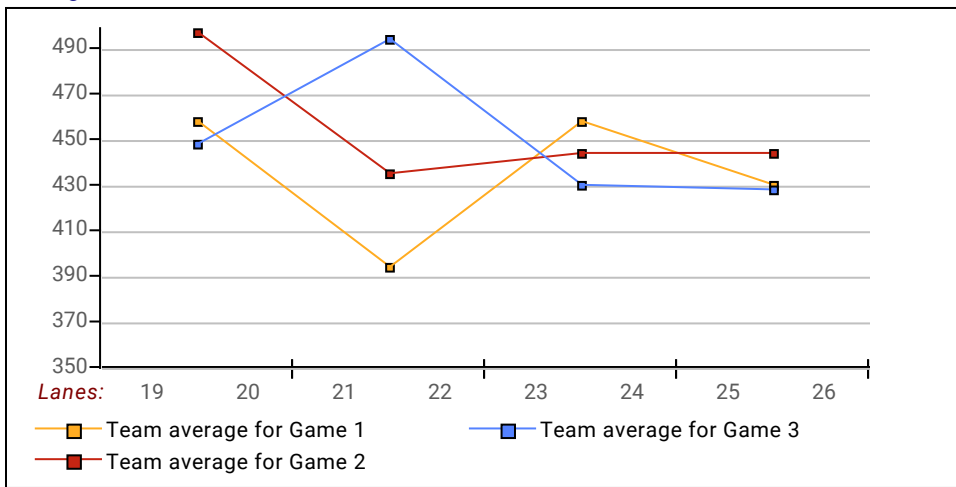
***This Week's Statistics***

	<u>Women</u>
How many people bowled	20
Number of games bowled	60
Actual average of week's scores	148.45
How many games above average	30
How many games below average	29
Pins above/below average per game	-1.75
How many people raised average	11
by this amount	0.33
How many people went down	9
by this amount	-0.47
League average before bowling	150.68
League average after bowling	150.65
Change in league average	-0.03
800s	--
775s	--
750s	--
725s	--
700s	--
675s	--
650s	--
625s	--
600s	--
575s	1
550s	--
525s	1
500s	2
475s	2
450s	2
425s	3
400s	4
below 400	5
300s	--
275s	--
250s	--
225s	--
200s	2
175s	7
150s	20
125s	17
100s	13
below 100	1

**Team Average vs Avg of Scores**



**Average of Scores for Each Game**



**Amount Over/Under Team Average**

