

Tuesday 5:00 pm

Lakeview Lanes

Lanes 1 - 24

Secretary/Treasurer: Vicki Eber

Team Standings

Place	#	Team Name	Points Won	Points Lost	Year-To-Date WON	Y-T-D LOST	Pins + HDCP	Scratch Pins
1	6	Whatever	60	24	60	24	32319	24351
2	4	Jumpin Jack Flash	54	30	54	30	32340	20580
3	15	Mark & Friends	49	35	49	35	32535	26697
4	19	Royal Rollers	46	38	46	38	32347	24163
5	21	Can't Buy A Strike	46	38	46	38	32219	21608
6	12	That's How We Roll	45	39	45	39	32103	23037
7	9	The Yahoo's	44	40	44	40	32461	25873
8	13	Nixon Group	44	40	44	40	32197	24466
9	22	Fantastic 4	44	40	44	40	32172	23436
10	24	"Got Potential"	44	40	44	40	32253	21279
11	17	We're Here	44	40	44	40	31487	19085
12	14	Team 14	43	41	43	41	32269	23986
13	11	The 4 Bells	42	42	42	42	31784	21143
14	1	Wrecking Crew	41	43	41	43	32467	27289
15	23	Hells Angels	41	43	41	43	31938	22410
16	2	Up & Coming	40	44	40	44	32586	25590
17	10	The Fun Bowlers	38	46	38	46	31880	22592
18	20	I Don't Care	37	47	37	47	31493	25841
19	18	4 Amigos	37	47	37	47	32066	19904
20	5	Sloppy Strikes	36	48	36	48	31182	24087
21	8	Just 4 Fun	36	48	36	48	32296	23524
22	3	Let The Good Time Roll	35	49	35	49	31523	19520
23	7	Lucky Strikes	34	50	34	50	31982	23213
24	16	Cross Check	28	56	28	56	31471	22024

Review of Last Week's Bowling.....

Lanes	Team Name	HDCP -1-	HDCP -2-	HDCP -3-	HDCP Total	Last Wk WON	Team Name	HDCP -1-	HDCP -2-	HDCP -3-	HDCP Total	Last Wk WON
1-2	Whatever	881	964	800	2645	5	<---> Mark & Friends	870	843	895	2608	2
3-4	Jumpin Jack Flash	923	874	910	2707	7	<---> The Yahoo's	820	847	856	2523	0
5-6	Fantastic 4	869	784	906	2559	2	<---> Royal Rollers	865	858	920	2643	5
7-8	Team 14	904	858	896	2658	2	<---> Can't Buy A Strike	859	910	914	2683	5
9-10	The 4 Bells	939	831	898	2668	2	<---> Nixon Group	870	864	937	2671	5
11-12	Hells Angels	892	920	844	2656	2	<---> "Got Potential"	824	921	916	2661	5
13-14	We're Here	874	849	926	2649	5	<---> Up & Coming	931	766	912	2609	2
15-16	That's How We Roll	823	886	901	2610	7	<---> The Fun Bowlers	814	815	814	2443	0
17-18	Wrecking Crew	800	921	860	2581	5	<---> Sloppy Strikes	729	796	882	2407	2
19-20	Let The Good Time R	882	848	846	2576	2	<---> I Don't Care	881	854	862	2597	5
21-22	Lucky Strikes	893	940	819	2652	2	<---> 4 Amigos	923	917	895	2735	5
23-24	Just 4 Fun	907	858	872	2637	7	<---> Cross Check	876	829	760	2465	0

Individual High Averages

Men	224.24	Mike Dirmyer	207.28	Warren Riemer	206.08	Brig Beltran	202.72	Mark Cantlin	201.67	Dave Salsman
Women	186.04	Sonja Echeverri	173.56	Anola Budjensk	173.03	Linda Cooper	170.43	Talia Wooten	170.07	Chris Gonos

Last Week's Top Scores

	Team Scratch Game	Team Scratch Series	Team Handicap Game	Team Handicap Series
	777 Wrecking Crew	2149 Wrecking Crew	964 Whatever	2735 4 Amigos
	751 Up & Coming	2131 Mark & Friends	940 Lucky Strikes	2707 Jumpin Jack Fla
	747 Whatever	2069 Up & Coming	939 The 4 Bells	2683 Can't Buy A Strik
	736 Mark & Friends	2057 I Don't Care	937 Nixon Group	2671 Nixon Group
	701 I Don't Care	1994 Whatever	931 Up & Coming	2668 The 4 Bells
	Scratch Game	Scratch Series	Handicap Game	Handicap Series
Men	247 Mike Dirmyer	650 Michael Vere	274 Michael Vere	767 Michael Vere
	235 Michael Vere	633 Brig Beltran	266 Rich Grudzien	726 Keith Dunlap
	225 Warren Riemer	617 Warren Riemer	265 Richard Cardinali	714 Gerald Budjenska Sr
	224 Rich Grudzien	605 Daniel Wolverton	262 Drew Royal	712 Michael Cohen
	220 Tom Panackia Jr.	601 Mike Rapaport	259 Keith Dunlap	710 Rich Prince
Women	219 Sonja Echeverria **	568 Sonja Echeverria **	266 Pat Juniper	732 Robin Owens
	200 Joyce Warburton	552 Linda Cooper	262 Marie Vere	722 Pat Juniper
	197 Donna Travaglio	516 Robin Owens	261 Cheryl Brown-Hayden	720 Carol Blaze
	192 Linda Cooper	501 Carol Blaze	259 Donna Travaglio	711 Linda Cooper
	189 Cheryl Brown-Hayden	495 Joyce Warburton	259 Sonja Echeverria **	710 Cheryl Brown-Hayden

Season High Scores

Team Scratch Game	Team Scratch Series	Team Handicap Game	Team Handicap Series
861 I Don't Care	2439 Wrecking Crew	1035 Hells Angels	2935 That's How We R

Tuesday 5:00 pm

Lakeview Lanes

Lanes 1 - 24

Team Scratch Game		Team Scratch Series		Team Handicap Game		Team Handicap Series	
852	Mark & Friends	2383	I Don't Care	1028	We're Here	2908	Hells Angels
844	Wrecking Crew	2327	Mark & Friends	1027	Up & Coming	2905	Just 4 Fun
835	Up & Coming	2318	Up & Coming	1027	Lucky Strikes	2904	Wrecking Crew
816	The Yahoo's	2313	The Yahoo's	1020	Royal Rollers	2886	The Yahoo's

Bowlers must have completed a minimum of 22 games to be eligible for any league award.

Scratch Game		Scratch Series		Handicap Game		Handicap Series	
Men	279 Mike Dirmyer	763	Dave Salsman	316	Bob Fenty	851	Rich Prince
	268 Willard Banks	759	Mike Dirmyer	313	Willard Banks	850	Dave Salsman
	266 Jody Adams	715	Wayne Petersen	311	Chuck Vere	829	Bob Fenty
	265 Dave Salsman	706	Mark Cantlin	305	Jody Adams	802	Willard Banks
	265 Chuck Vere	697	Andrew Ferguson	303	Doug Nichols	800	Andrew Ferguson
Women	239 Anola Budjenska	635	Anola Budjenska	301	Joelyn Higgins	797	Talia Wooten
	234 Chris Gonos	619	Sonja Echeverria **	297	Talia Wooten	794	Anola Budjenska
	225 Sonja Echeverria **	598	Linda Cooper	292	Anola Budjenska	777	Robin Owens
	223 Talia Wooten	597	Chris Gonos	290	Cathy Royal	777	Laura Rothanburg
	220 Jennifer Nixon	589	Talia Wooten	288	Laura Rothanburg	774	Debbie Coleman

Team Rosters

1 - Wrecking Crew Lane 1 HDCP=147 Avg=756								2 - Up & Coming Lane 2 HDCP=183 Avg=714									
Name	Avg	HDCP	Pins	Gms	-1-	-2-	-3-	Total	Name	Avg	HDCP	Pins	Gms	-1-	-2-	-3-	Total
Dave L. Salsman	201	26	7260	36	152	196	155	503	Mary Riemer	157	65	3779	24	158	135	174	467
Donna Travaglio	162	61	5833	36	121	197	172	490	Kevin Staggs	162	61	4396	27	169	127	157	453
Willard Banks	193	33	6980	36	190	168	193	551	Warren Riemer	207	20	7462	36	225	193	199	617
Daniel A. Wolverson	200	27	7216	36	193	216	196	605	George Bradbury	188	37	5090	27	199	131	202	532
3 - Let The Good Time Roll Lane 3 HDCP=340 Avg=540								4 - Jumpin Jack Flash Lane 4 HDCP=320 Avg=563									
Name	Avg	HDCP	Pins	Gms	-1-	-2-	-3-	Total	Name	Avg	HDCP	Pins	Gms	-1-	-2-	-3-	Total
Robin Norris	134	86	4851	36	138	117	149	404	Kris Abendroth	112	106	3704	33	102	87	114	303
Kathy Freda	117	101	3168	27	127	93	142	362	Michael Cohen	132	88	4375	33	144	158	143	445
Angie Berg	141	80	4664	33	124	163	114	401	Jack McCall	133	87	4396	33	136	148	141	425
Ed Berg	148	73	4902	33	154	136	102	392	Sonja Echeverria **	186	39	5023	27	219	159	190	568
									Mark Echeverria	185	40	2227	12				0
5 - Sloppy Strikes Lane 5 HDCP=235 Avg=658								6 - Whatever Lane 6 HDCP=219 Avg=675									
Name	Avg	HDCP	Pins	Gms	-1-	-2-	-3-	Total	Name	Avg	HDCP	Pins	Gms	-1-	-2-	-3-	Total
Miah Link	162	61	4551	28	116a	164a	164	444	Carol Blaze	150	72	4959	33	170	181	150	501
Nick Link	152	70	2444	16	96a	156a	156	408	Karen M. Klos	165	58	4459	27	151	171	137	459
Cliff Vere	172	52	4830	28	150	139	172	461	Ron Shasteen	163	60	5881	36	168	181	141	490
Chris Vere	172	52	5687	33	143	113	166	422	Bob Fenty	197	29	7114	36	175	214	155	544
									Marilyn Fischer	0	0	0	0				0
7 - Lucky Strikes Lane 7 HDCP=243 Avg=648								8 - Just 4 Fun Lane 8 HDCP=225 Avg=668									
Name	Avg	HDCP	Pins	Gms	-1-	-2-	-3-	Total	Name	Avg	HDCP	Pins	Gms	-1-	-2-	-3-	Total
Debbie Coleman	164	59	3941	24	148	165	180	493	Anola Budjenska	173	51	4686	27a	173a	173a	173	519
Heather Camerlengo	166	57	5488	33	161	171	114	446	Susan Skae	158	64	3166	20a	158a	158a	158	474
Keith Dunlap	166	57	5483	33	200	179	170	549	Talia Wooten	170	54	5113	30	162	123	147	432
Nunzio Camerlengo	152	70	5022	33	141	182	112	435	Gerald C. Budjenska Sr	167	56	5016	30	190	180	170	540
9 - The Yahoo's Lane 9 HDCP=191 Avg=706								10 - The Fun Bowlers Lane 10 HDCP=240 Avg=652									
Name	Avg	HDCP	Pins	Gms	-1-	-2-	-3-	Total	Name	Avg	HDCP	Pins	Gms	-1-	-2-	-3-	Total
Joyce Warburton	170	54	5101	30	137	158	200	495	Vicki Eber	140	81	4631	33	140	140	144	424
Doug Nichols	178	46	6439	36	161	172	143	476	Jennifer Nixon	159	63	5273	33	131	130	149	410
Chris Gonos	170	54	5102	30	162	134	170	466	Don Pleinis	153	69	5077	33	135	157	174	466
Jody Adams	188	37	6781	36	172	195	155	522	Tyler Perry	200	27	4201	21	178	158	117	453
Mark Matula	202	25	1826	9				0	Laura McDonald	162	61	1460	9				0
11 - The 4 Bells Lane 11 HDCP=302 Avg=582								12 - That's How We Roll Lane 12 HDCP=252 Avg=638									
Name	Avg	HDCP	Pins	Gms	-1-	-2-	-3-	Total	Name	Avg	HDCP	Pins	Gms	-1-	-2-	-3-	Total
Maxine Fulton	143	78	5177	36	163	122	127	412	Laura A. Rothanburg	161	62	5802	36	126	187	179	492
Alice Miller	149	72	4949	33	162	126	179	467	Marsha Kirkham	139	81	4609	33a	139a	139a	139	417
Rosalie Gennarelli	144	77	5208	36	156	134	167	457	Lori Norris	146	75	4840	33	138	92	117	347
Sunny Emerson	146	75	3964	27	157	148	124	429	Mike Rapaport	192	34	6922	36	169	217	215	601
13 - Nixon Group Lane 13 HDCP=241 Avg=651								14 - Team 14 Lane 14 HDCP=227 Avg=665									
Name	Avg	HDCP	Pins	Gms	-1-	-2-	-3-	Total	Name	Avg	HDCP	Pins	Gms	-1-	-2-	-3-	Total
Wanda Hankins	134	86	2418	18	115	142	112	369	Marie Vere	143	78	4310	30	125	127	184	436
Robin Owens	152	70	4571	30	173	157	186	516	Laura Vere	149	72	5367	36	132	104	138	374
Bill Hankins	182	43	5471	30	180	182	209	571	Michael Vere	189	36	5691	30	226	235	189	650
Earl Heinselman	183	42	4944	27	162	143	190	495	Chuck Vere	184	41	6638	36	193	164	157	514
Gregg Owens	187	38	5064	27				0									
Chad Hankins	0	0	0	0				0									

Tuesday 5:00 pm

Lakeview Lanes

Lanes 1 - 24

15 - Mark & Friends Lane 15 HDCP=161 Avg=739

Name	Avg	HDCP	Pins	Gms	-1-	-2-	-3-	Total
Brig Beltran	206	21	7419	36	215	205	213	633
Ann Fields	149	72	5372	36	146	123	131	400
Mark Cantlin	202	25	7298	36	204	194	193	591
Chris Williams	182	43	6027	33	146	162	199	507
Billy Beckey	193	33	581	3				0

16 - Cross Check Lane 16 HDCP=277 Avg=610

Name	Avg	HDCP	Pins	Gms	-1-	-2-	-3-	Total
Sherry Grudzien	128	91	4252	33	99	122	93	314
David Fyffe	152	70	4105	27	159	144	121	424
Roger Fyffe	147	74	4439	30	122	125	126	373
Rich Grudzien	183	42	6051	33	224	166	148	538

17 - We're Here Lane 17 HDCP=351 Avg=528

Name	Avg	HDCP	Pins	Gms	-1-	-2-	-3-	Total
Roberta Hughes	136	84	4922	36	132	123	156	411
Pat Juniper	121	98	4001	33	126	132	167	425
Sharon Mccauley	136	84	4221	31	115	113	121	349
Edward Van Ness	135	85	4480	33	151	131	132	414

18 - 4 Amigos Lane 18 HDCP=328 Avg=552

Name	Avg	HDCP	Pins	Gms	-1-	-2-	-3-	Total
Elizabeth Eder	139	81	5007	36	150	127	135	412
Karen Melvin	127	92	4214	33	160	137	121	418
John Regis	137	83	4938	36	135	130	157	422
Richard Cardinali	149	72	4941	33	147	192	151	490

19 - Royal Rollers Lane 19 HDCP=223 Avg=671

Name	Avg	HDCP	Pins	Gms	-1-	-2-	-3-	Total
Drew Royal	172	52	5511	32	142	145	210	497
Joelyn Higgins	133	87	4400	33	122	143	128	393
Cathy Royal	142	79	4700	33	131	124	136	391
Mike Dirmyer	224	5	5606	25	247a	223a	223	693

20 - I Don't Care Lane 20 HDCP=183 Avg=715

Name	Avg	HDCP	Pins	Gms	-1-	-2-	-3-	Total
Eddie Mcdaniel	164	59	4924	30	137	115	169	421
Tom Panackia Jr.	190	36	6864	36	162	220	213	595
Marty Park	176	48	4228	24	201	153	137	491
Wayne Petersen	185	40	6675	36	201	186	163	550

21 - Can't Buy A Strike Lane 21 HDCP=285 Avg=602

Name	Avg	HDCP	Pins	Gms	-1-	-2-	-3-	Total
Michael Knight	153	69	5543	36	123	171	143	437
Candy Knight	141	80	5107	36	149	121	151	421
Carol Gangwish	145	76	3917	27	136	168	155	459
Denny Gangwish	163	60	5397	33	166	165	180	511

22 - Fantastic 4 Lane 22 HDCP=238 Avg=654

Name	Avg	HDCP	Pins	Gms	-1-	-2-	-3-	Total
Judy Bonner	141	80	5107	36	155	137	145	437
Chris Cooper	143	78	4729	33	137	99	122	358
Linda Cooper	173	51	5191	30	184	176	192	552
Andrew Ferguson	197	29	7107	36	157	136	211	504

23 - Hells Angels Lane 23 HDCP=263 Avg=627

Name	Avg	HDCP	Pins	Gms	-1-	-2-	-3-	Total
VACANT	130	90	0	0v	130v	130v	130	390
Jerry Outslay	146	75	4841	33	130	169	130	429
Suchindran Chatterjee	161	62	4857	30	158	144	153	455
Rich Prince	190	36	4564	24	213	216	170	599

24 - "Got Potential" Lane 24 HDCP=294 Avg=591

Name	Avg	HDCP	Pins	Gms	-1-	-2-	-3-	Total
Cheryl Brown-Hayden	151	71	4551	30	150	189	155	494
Saundra Hanson	157	65	4732	30	148	164	157	469
Lois Hedden	109	108	3605	33	82	99	109	290
Mike Kapamadjian	174	50	6297	36	149	174	200	523

Lane Assignments

	<u>1-2</u>	<u>3-4</u>	<u>5-6</u>	<u>7-8</u>	<u>9-10</u>	<u>11-12</u>	<u>13-14</u>	<u>15-16</u>	<u>17-18</u>	<u>19-20</u>	<u>21-22</u>	<u>23-24</u>
Wk13 08/08	1- 2	3- 4	5- 6	7- 8	9- 10	11- 12	13- 14	15- 16	17- 18	19- 20	21- 22	23- 24 Fun Nite - Nothing Count

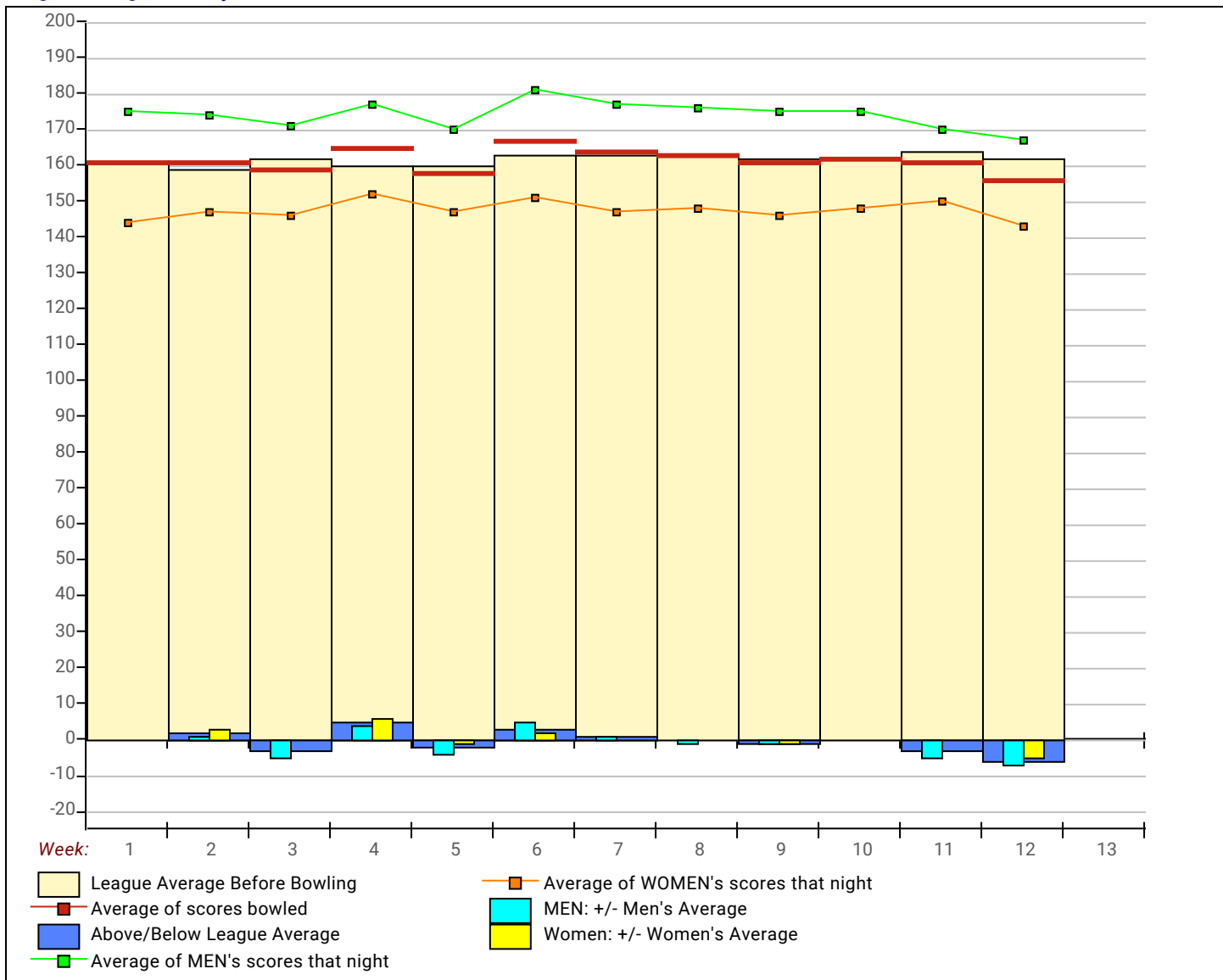
Temporary Substitutes

ID #	Name	Phone	Avg	HDCP	Pins	Gms	True Average	Book Avg	High Game	High Sers	HDCP Game	HDCP Sers
36	Bartlette, Yonna		103	114	309	3	103.00	___	106	309	220	651
140	Cipriani, Joanna		115	103	345	3	115.00	___	135	345	238	654
6	Dicino, Leo		151	71	908	6	151.33	___	175	504	230	669
9	Farr, Laculia		173	51	1564	9	173.78	___	203	550	257	712
142	Kempski, Denise		130	90	781	6	130.17	___	150	403	236	661
2	Lindfors, Cathy		122	97	733	6	122.17	___	132	389	222	659
24	Mahler, William		140	81	1265	9	140.56	___	171	444	255	696

Local and Bowling Center Awards

Name	Award Score	Award Received	Name	Award Score	Award Received
Robin Owens	516	500 Series (Metro Phx)			

League Average Week-by-Week



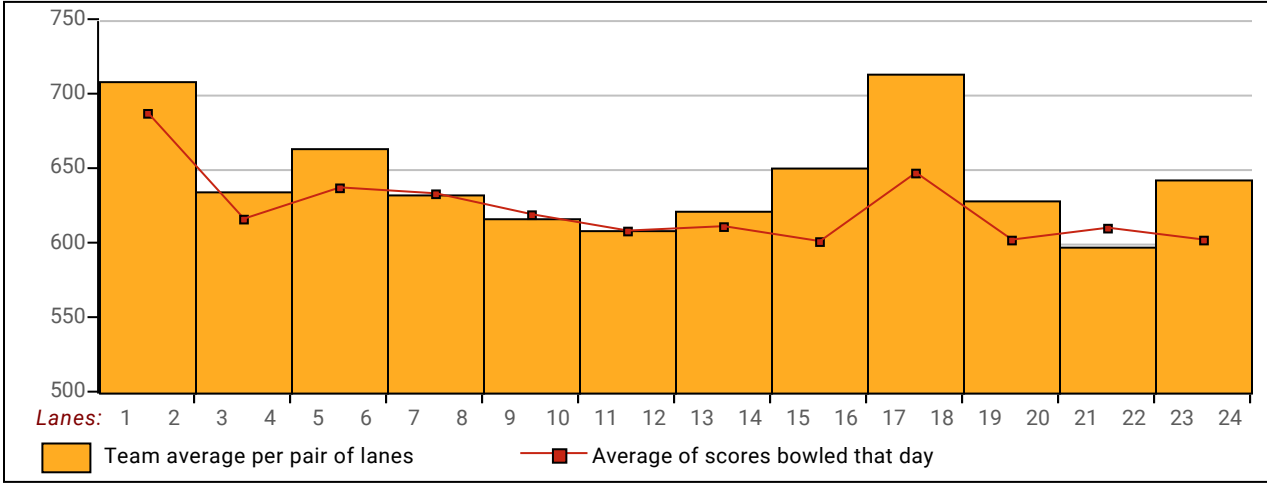
**** Last Week's High Scores for Immediate Release ****

	<u>Scratch Game</u>	<u>Scratch Game</u>	<u>Scratch Series</u>	<u>Scratch Series</u>
Men	247 Mike Dirmyer	220 Tom Panackia Jr.	650 Michael Vere	599 Rich Prince
	235 Michael Vere	217 Mike Rapaport	633 Brig Beltran	595 Tom Panackia Jr.
	226 Michael Vere	216 Daniel Wolverton	617 Warren Riemer	591 Mark Cantlin
	225 Warren Riemer	216 Rich Prince	605 Daniel Wolverton	571 Bill Hankins
	224 Rich Grudzien	215 Mike Rapaport	601 Mike Rapaport	551 Willard Banks
Women	219 Sonja Echeverria **	189 Cheryl Brown-Hayden	568 Sonja Echeverria **	494 Cheryl Brown-Hayden
	200 Joyce Warburton	187 Laura Rothanburg	552 Linda Cooper	493 Debbie Coleman
	197 Donna Travaglio	186 Robin Owens	516 Robin Owens	492 Laura Rothanburg
	192 Linda Cooper	184 Linda Cooper	501 Carol Blaze	490 Donna Travaglio
	190 Sonja Echeverria **	184 Marie Vere	495 Joyce Warburton	469 Sandra Hanson

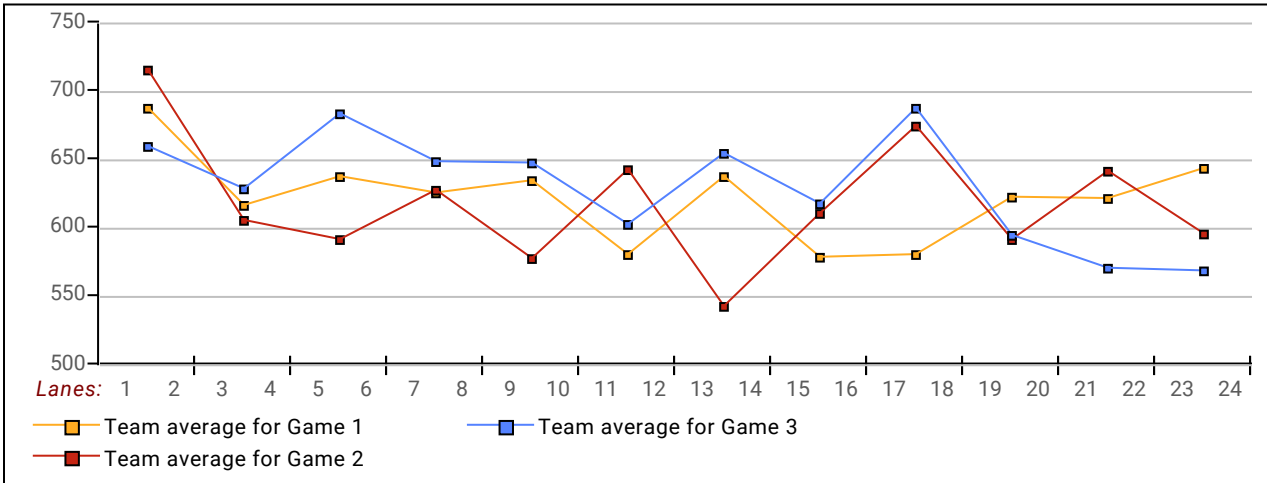
This Week's Statistics

	Over All	Men	Women
How many people bowled	92	49	43
Number of games bowled	270	143	127
Actual average of week's scores	155.51	166.87	142.72
How many games above average	116	63	53
How many games below average	148	78	70
Pins above/below average per game	-5.52	-6.31	-4.63
How many people raised average	35	17	18
by this amount	0.87	0.97	0.77
How many people went down	57	32	25
by this amount	-1.51	-1.61	-1.39
League average before bowling	161.98	174.18	148.08
League average after bowling	161.37	173.46	147.60
Change in league average	-0.61	-0.72	-0.49
800s	--	--	--
775s	--	--	--
750s	--	--	--
725s	--	--	--
700s	--	--	--
675s	1	1	--
650s	1	1	--
625s	1	1	--
600s	3	3	--
575s	3	3	--
550s	5	3	2
525s	5	5	--
500s	9	7	2
475s	11	6	5
450s	12	5	7
425s	12	5	7
400s	16	7	9
below 400	13	2	11
300s	--	--	--
275s	--	--	--
250s	--	--	--
225s	4	4	--
200s	23	21	2
175s	40	27	13
150s	79	44	35
125s	80	37	43
100s	35	9	26
below 100	9	1	8

Team Average vs Avg of Scores



Average of Scores for Each Game



Amount Over/Under Team Average

