



# 2023 Storm/Roto Grip/900 Global Doubles

Thursday 10:00 am

8/10/2023 Week 11 of 11

Lanes 1 - 16

## Inman's Bowling & Fun Center

[View Standings on the Web](#)

Visit [LeagueSecretary.com](http://LeagueSecretary.com) - This league's ID number is 120521  
View standings, bowler history, statistics and more. Also check out the Mobile App.



### Important Messages

HOUSE JACKPOTS: \$2 House Mystery, \$3 Strike It Rich, \$5 Stay 30 Clean  
 =====  
 SHOP BOWLING EQUIPMENT [www.AboveAllBowling.com](http://www.AboveAllBowling.com) PROMO CODE: INMANS5  
 \*BOWL-OUTS Call ahead schedule a time. NOT Available Tues+Thurs 6p-9p.  
 Wed,Sat,Sun after 4pm. Times Subject To Change Based on Business.  
 ===== U P C O M I N G T O U R N A M E N T S =====  
[www.ShaunsTournaments.com](http://www.ShaunsTournaments.com) & [www.Facebook.com/ShausTournaments](http://www.Facebook.com/ShausTournaments)  
 ADULTS W I N C A S H & YOUTH W I N S C H O L A R S H I P  
 -King of the Hill Summer Series Friday's 10pm May 26 - Aug. 11

**Thanks for bowling! We hope you had a good time. See you next season!**

### Team Standings

Place	Lane	#	Team Name	Points		%Won	Scratch Pins	Pins + HDCP	Team Avg	High Game	HDCP Game	High Sers	HDCP Sers	Year-To-Date WON	Y-T-D LOST
				Won	Lost										
1	12	6	Team 6	52	25	67.5	7211	14645	221	292	531	747	1443	52	25
2	9	7	BK	51	26	66.2	10914	14658	330	388	506	1125	1479	51	26
3	8	15	Team 15	48	29	62.3	7730	14837	234	314	522	799	1453	48	29
4	15	14	Team 14	47	30	61.0	6197	14468	190	243	497	630	1397	47	30
5	16	12	Team 12	44	33	57.1	10820	14906	329	440	585	1101	1536	44	33
6	3	13	Purple Pinguins	43	34	55.8	5604	12042	207	271	525	692	1415	43	34
7	2	10	Pintastic Pair	40	37	51.9	9832	14830	297	354	502	1028	1472	40	37
8	4	2	Team 2	40	37	51.9	13172	14762	398	463	511	1296	1439	40	37
9	11	8	AA	39	38	50.6	8129	13247	270	347	507	887	1406	39	38
10	1	11	Caleb Pitts	29	48	37.7	8972	14090	274	391	521	938	1336	29	48
11	14	1	Triple Digits	26	51	33.8	8597	10511	357	408	489	1138	1381	26	51
12	7	5	I Dont Care	20	57	26.0	4954	5377	412	470	501	1291	1407	20	57
13	5	16	Team 16	18	59	23.4	1860	5328	155	206	506	538	1438	18	59
14	10	3	Bowler Boyz	17	60	22.1	3703	4141	411	511	559	1289	1436	17	60
15	13	9	Team 9	7	70	9.1	1919	2687	319	363	491	975	1359	7	70
16	6	4	BEAT OWN AVG -30	0	0	0	0	0	0	0	0	0	0	0	0

### Review of Last Week's Bowling.....

Lanes	Team Name	HDCP -1-	HDCP -2-	HDCP -3-	HDCP Total	Last Wk WON	Team Name	HDCP -1-	HDCP -2-	HDCP -3-	HDCP Total	Last Wk WON
1-2	Team 14	399	432	442	1273	2	Team 15	486	415	522	1423	5
3-4	BK	493	480	506	1479	7	Pintastic Pair	475	376	423	1274	0
5-6	AA	0	0	0	0	0	Team 6	447	471	489	1407	7
7-8	Purple Pinguins	445	409	458	1312	4	Team 2	435	511	400	1346	3
9-10	Team 12	453	427	439	1319	5	Caleb Pitts	396	441	433	1270	2
11-12	Triple Digits	0	0	0	0	0	I Dont Care	0	0	0	0	0
13-14	Team 16	0	0	0	0	0	Bowler Boyz	0	0	0	0	0
15-16	Team 9	0	0	0	0	0	BEAT OWN AVG -30	0	0	0	0	0

### Individual High Averages

Men	Women	Boys	Girls
219.58 John Ulicny	175.88 Chrystal Ziegler	193.88 Jacob Swart	128.15 Skylar Trail
182.33 Jedidiah Ziegler	140.47 Carlie Allen	152.56 Matthew Brown	
180.27 Bryan Campagna	129.70 Christina Wilson	140.18 Leland Sode	
179.58 Tim Kolis	128.15 Christina Ortega	94.06 Cam Daghy	
169.79 David Marron	96.22 Jessica Trail		
150.45 Kyle Campagna	94.52 Callie Daghy		
136.67 Doug Wilcox	79.41 Madison Vaal		
130.50 David Allen			
122.15 Alex Henderson			

High Avg  
92.12 James Wilson

High Avg

High Avg

High Avg

**Season High Scores**

<u>Team Scratch Game</u>		<u>Team Scratch Series</u>		<u>Team Handicap Game</u>		<u>Team Handicap Series</u>	
511	Bowler Boyz	1296	Team 2	585	Team 12	1536	Team 12
470	I Dont Care	1291	I Dont Care	559	Bowler Boyz	1479	BK
463	Team 2	1289	Bowler Boyz	531	Team 6	1472	Pintastic Pair

*Bowlers must have completed a minimum of 15 games to be eligible for any league award.*

	<u>Scratch Game</u>	<u>Scratch Series</u>	<u>Handicap Game</u>	<u>Handicap Series</u>
<b>Men</b>	279 John Ulicny	723 John Ulicny	312 Tim Kolis	820 David Marron
	267 Tim Kolis	684 Tim Kolis	299 Doug Wilcox	819 Tim Kolis
	235 David Marron	652 David Marron	298 David Marron	777 John Ulicny
	232 Jedidiah Ziegler	598 Bryan Campagna	289 Kyle Campagna	766 Kyle Campagna
	223 Bryan Campagna	587 Jedidiah Ziegler	287 John Ulicny	738 Doug Wilcox
			287 Alex Henderson	
<b>Women</b>	214 Chrystal Ziegler	575 Chrystal Ziegler	276 Madison Vaal	757 Christina Wilson
	183 Christina Wilson	472 Christina Wilson	275 Christina Wilson	726 Christina Ortega
	182 Carlie Allen	472 Carlie Allen	265 Carlie Allen	723 Madison Vaal
	166 Christina Ortega	444 Christina Ortega	264 Christina Ortega	721 Callie Daghy
	137 Madison Vaal	331 Callie Daghy	263 Callie Daghy	702 Carlie Allen
<b>Boys</b>	256 Matthew Brown	656 Jacob Swart	295 Matthew Brown	823 Cam Daghy
	247 Jacob Swart	549 Matthew Brown	294 Cam Daghy	798 Jacob Swart
	190 Leland Sode	472 Leland Sode	286 Jacob Swart	724 Leland Sode
	155 Cam Daghy	406 Cam Daghy	274 Leland Sode	666 Matthew Brown
<b>Girls</b>	178 Skylar Trail	422 Skylar Trail	279 Skylar Trail	721 Skylar Trail

**Season Game Over Average**  
Game - Avg=Difference

**Season Series over Average**  
Series - Avg=Difference

<b>Men</b>	267 - 177=90	Tim Kolis	652 - 498=154	David Marron
	209 - 130=79	Doug Wilcox	684 - 531=153	Tim Kolis
	234 - 157=77	David Marron	538 - 432=106	Kyle Campagna
	213 - 144=69	Kyle Campagna	723 - 618=105	John Ulicny
	187 - 119=68	Alex Henderson	337 - 258=79	James Wilson
<b>Women</b>	137 - 78=59	Madison Vaal	472 - 375=97	Christina Wilson
	183 - 128=55	Christina Wilson	294 - 222=72	Madison Vaal
	182 - 137=45	Carlie Allen	316 - 246=70	Callie Daghy
	161 - 116=45	Christina Ortega	444 - 378=66	Christina Ortega
	135 - 90=45	Callie Daghy	318 - 273=45	Jessica Trail
<b>Boys</b>	155 - 78=77	Cam Daghy	406 - 234=172	Cam Daghy
	256 - 183=73	Matthew Brown	633 - 501=132	Jacob Swart
	231 - 167=64	Jacob Swart	472 - 408=64	Leland Sode
	190 - 136=54	Leland Sode		
<b>Girls</b>	178 - 118=60	Skylar Trail	418 - 354=64	Skylar Trail

**Most Improved Average**

<b>Men</b>	206 to 219.58 =+13.58	John Ulicny	83 to 92.12 = +9.12	James Wilson	131 to 136.67 = +5.67	Doug Wilcox
	167 to 169.79 = +2.79	David Marron	148 to 150.45 = +2.45	Kyle Campagna	181 to 182.33 = +1.33	Jedidiah Ziegler
<b>Women</b>	63 to 79.41 =+16.41	Madison Vaal	114 to 129.70 =+15.70	Christina Wilson	82 to 94.52 =+12.52	Callie Daghy
	116 to 128.15 =+12.15	Christina Ortega	96 to 96.22 = +0.22	Jessica Trail	190 to 175.88 = -14.13	Chrystal Ziegler
<b>Boys</b>	157 to 193.88 =+36.88	Jacob Swart	82 to 94.06 =+12.06	Cam Daghy	131 to 140.18 = +9.18	Leland Sode
	183 to 152.56 = -30.44	Matthew Brown				
<b>Girls</b>	118 to 128.15 =+10.15	Skylar Trail				

**Last Week's Top Scores**

<u>Team Scratch Game</u>		<u>Team Scratch Series</u>		<u>Team Handicap Game</u>		<u>Team Handicap Series</u>	
463	Team 2	1202	Team 2	522	Team 15	1479	BK
388	BK	1125	BK	511	Team 2	1423	Team 15
340	Team 12	980	Team 12	506	BK	1407	Team 6

	<u>Scratch Game</u>	<u>Scratch Series</u>	<u>Handicap Game</u>	<u>Handicap Series</u>
<b>Men</b>	279 John Ulicny	699 John Ulicny	285 John Ulicny	749 Kyle Campagna
	220 Bryan Campagna	598 Bryan Campagna	264 Bryan Campagna	730 Bryan Campagna
	185 Kyle Campagna	527 Kyle Campagna	259 Kyle Campagna	717 John Ulicny
	184 Tim Kolis	503 Tim Kolis	254 James Wilson	712 James Wilson

	Scratch Game		Scratch Series		Handicap Game		Handicap Series	
	167	David Marron	428	David Marron	235	Alex Henderson	652	Alex Henderson
<b>Women</b>	183	Christina Wilson	419	Christina Wilson	275	Christina Wilson	696	Christina Ortega
	165	Christina Ortega	417	Christina Ortega	258	Christina Ortega	695	Christina Wilson
	122	Callie Daghy	308	Callie Daghy	248	Madison Vaal	683	Callie Daghy
	111	Madison Vaal	230	Jessica Trail	247	Callie Daghy	621	Madison Vaal
	91	Jessica Trail	210	Madison Vaal	211	Jessica Trail	590	Jessica Trail
<b>Boys</b>	205	Jacob Swart	589	Jacob Swart	276	Cam Daghy	718	Cam Daghy
	179	Leland Sode	459	Leland Sode	261	Leland Sode	705	Leland Sode
	150	Cam Daghy	340	Cam Daghy	235	Jacob Swart	679	Jacob Swart
<b>Girls</b>	150	Skylar Trail	412	Skylar Trail	243	Skylar Trail	691	Skylar Trail

**Weekly Game Over Average**  
Game - Avg=Difference

**Weekly Series over Average**  
Series - Avg=Difference

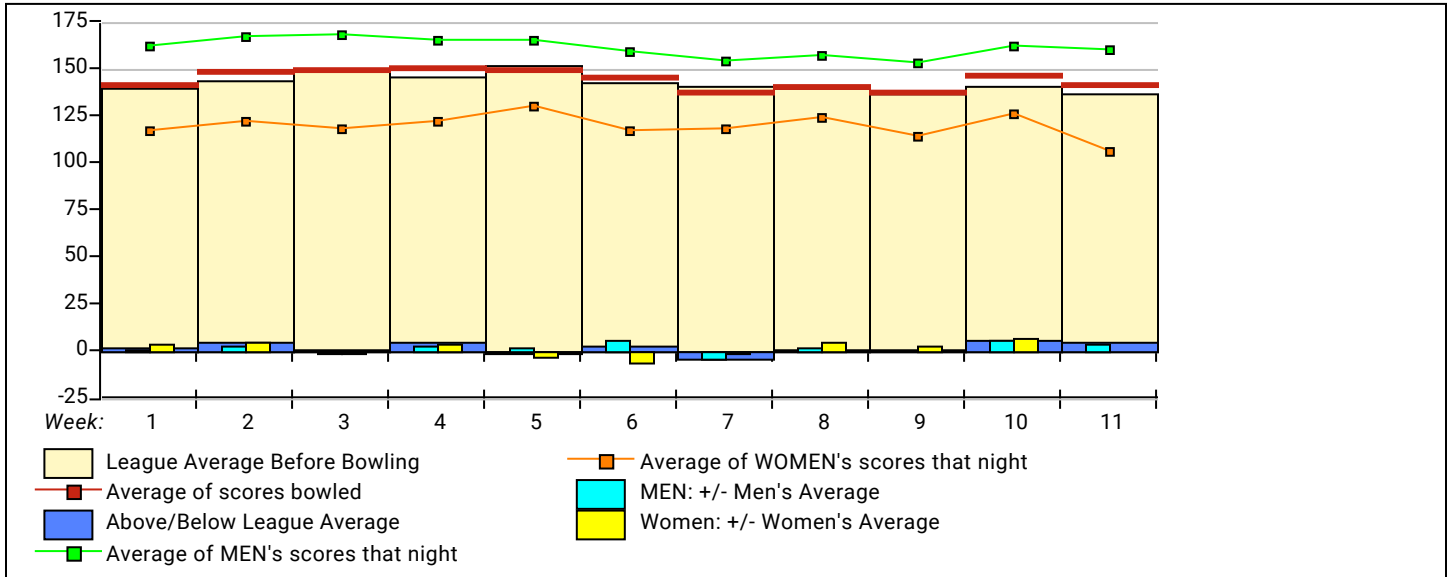
<b>Men</b>	279 - 218=61	John Ulicny	527 - 441=86	Kyle Campagna
	220 - 178=42	Bryan Campagna	598 - 534=64	Bryan Campagna
	185 - 147=38	Kyle Campagna	328 - 270=58	James Wilson
	126 - 90=36	James Wilson	699 - 654=45	John Ulicny
	138 - 122=16	Alex Henderson	361 - 366=-5	Alex Henderson
<b>Women</b>	183 - 128=55	Christina Wilson	417 - 381=36	Christina Ortega
	165 - 127=38	Christina Ortega	419 - 384=35	Christina Wilson
	111 - 80=31	Madison Vaal	308 - 279=29	Callie Daghy
	122 - 93=29	Callie Daghy	210 - 240=-30	Madison Vaal
	91 - 98=-7	Jessica Trail	230 - 294=-64	Jessica Trail
<b>Boys</b>	150 - 92=58	Cam Daghy	340 - 276=64	Cam Daghy
	179 - 138=41	Leland Sode	459 - 414=45	Leland Sode
	205 - 193=12	Jacob Swart	589 - 579=10	Jacob Swart
<b>Girls</b>	150 - 127=23	Skylar Trail	412 - 381=31	Skylar Trail

**Team Rosters**

Name	True Average	HDCP	High Pins	HDCP	High Gms	HDCP	High Sers	HDCP	High Sers	To Raise Avg +1	To Drop Avg -1	225's	700's	Most Improved Avg +/-					
<b>1 - Triple Digits</b> Lane 14	HDCP=87	Avg=357																	
Chrystal Ziegler	175.88	47	4221	24	a160	a160	a160	480	621	214	247	575	676	531	503	--	--	190	-14.13
Jedidiah Ziegler	182.33	40	4376	24	a167	a167	a167	501	621	232	275	587	710	565	537	1	--	181	+1.33
<b>2 - Team 2</b> Lane 4	HDCP=48	Avg=398																	
Tim Kolis	179.58	43	5926	33	167	184	152	503	629	267	312	684	819	554	517	2	--	183	-3.42
John Ulicny	219.58	5	7246	33	220	279	200	699	717	279	287	723	777	674	637	9	2	206	+13.58
<b>3 - Bowler Boyz</b> Lane 10	HDCP=42	Avg=411																	
Casey Arndt	180.44	42	1624	9	a165	a165	a165	495	621	223	271	580	724	548	535	--	--	173	+7.44
Garry Johnston	231.00	0	2079	9	a216	a216	a216	648	648	288	288	765	765	705	692	5	1	228	+3.00
<b>4 - BEAT OWN AVG -30</b> Lane 6	HDCP=0	Avg=0																	
<b>5 - I Dont Care</b> Lane 7	HDCP=37	Avg=412																	
Mark Crowe	226.58	0	2719	12	a211	a211	a211	633	633	277	277	713	719	686	670	6	2	237	-10.42
Tim Eiler	186.25	37	2235	12	a171	a171	a171	513	624	203	234	578	688	570	554	--	--	192	-5.75
<b>6 - Team 6</b> Lane 12	HDCP=217	Avg=221																	
James Wilson	92.12	126	3040	33	116	126	86	328	712	137	267	337	733	308	271	--	--	83	+9.12
Christina Wilson	129.70	91	3502	27	111	125	183	419	695	183	275	472	757	398	367	--	--	114	+15.70
<b>7 - BK</b> Lane 9	HDCP=113	Avg=330																	
Bryan Campagna	180.27	42	5949	33	190	188	220	598	730	223	266	598	730	567	530	--	--	185	-4.73
Kyle Campagna	150.45	71	4965	33	185	174	168	527	749	213	289	538	766	471	434	--	--	148	+2.45
<b>8 - AA</b> Lane 11	HDCP=170	Avg=270																	
David Allen	130.50	90	3915	30	a115	a115	a115	345	615	185	278	442	727	408	374	--	--	138	-7.50
Carlie Allen	140.47	80	4214	30	a125	a125	a125	375	615	182	265	472	702	439	405	--	--	157	-16.53
<b>9 - Team 9</b> Lane 13	HDCP=124	Avg=319																	
Jeff Pugh	133.33	87	800	6	a118	a118	a118	354	615	160	236	432	660	406	396	--	--	144	-10.67
Martin Mrak jr	186.50	37	1119	6	a171	a171	a171	513	624	234	286	607	763	564	554	2	--	170	+16.50

Name	True Average	HDCP	High Pins	Gms	-1-	-2-	-3-	Total	HDCP High				HDCP		To Raise		To Drop		Most Improved	
									Total	Game	Game	Sers	Sers	Avg +1	Avg -1	225's	700's	Avg	+/-	
<b>10 - Pintastic Pair</b> Lane 2 HDCP=145 Avg=297																				
David Marron	169.79	53	5603	33	167	102	159	428	578	235	298	652	820	517	480	2	--	167	+2.79	
Christina Ortega	128.15	92	4229	33	165	131	121	417	696	166	264	444	726	415	378	--	--	116	+12.15	
<b>11 - Caleb Pitts</b> Lane 1 HDCP=166 Avg=274																				
Alex Henderson	122.15	97	4031	33	93	138	130	361	652	187	287	422	722	397	360	--	--	129	-6.85	
Matthew Brown	152.56	69	4119	27	a137	a137	a137	411	618	256	295	549	666	471	440	1	--	183	-30.44	
<b>12 - Team 12</b> Lane 16 HDCP=114 Avg=329																				
Jacob Swart	193.88	30	6398	33	205	194	190	589	679	247	286	656	798	586	549	4	--	157	+36.88	
Doug Wilcox	136.67	84	3690	27	135	120	136	391	640	209	299	468	738	420	389	--	--	131	+5.67	
<b>13 - Purple Pinguins</b> Lane 3 HDCP=230 Avg=207																				
Skylar Trail	128.15	92	3460	27	150	145	117	412	691	178	279	422	721	410	379	--	--	118	+10.15	
Madison Vaal	79.41	138	2144	27	65	34	111	210	621	137	276	294	723	256	225	--	--	63	+16.41	
<b>14 - Team 14</b> Lane 15 HDCP=246 Avg=190																				
Callie Daghy	94.52	124	3119	33	80	122	106	308	683	135	263	331	721	301	264	--	--	82	+12.52	
Jessica Trail	96.22	122	2598	27	74	65	91	230	590	127	249	321	699	312	281	--	--	96	+0.22	
<b>15 - Team 15</b> Lane 8 HDCP=204 Avg=234																				
Cam Daghy	94.06	124	3104	33	99	91	150	340	718	155	294	406	823	316	279	--	--	82	+12.06	
Leland Sode	140.18	80	4626	33	179	116	164	459	705	190	274	472	724	450	413	--	--	131	+9.18	
<b>16 - Team 16</b> Lane 5 HDCP=280 Avg=155																				
VACANT	185	0	0	0	v30	v30	v30	90	645	0		0				--	--			
Beckett Spanopoulos	125.00	95	1500	12	a110	a110	a110	330	615	176	291	448	793	390	374	--	--	103	+22.00	

League Average Week-by-Week



### Average List of Regular Team Members

**Men**

Name	Pins	Gms	True Average	Name	Pins	Gms	True Average
Garry Johnston	2079	9	231.00	Tim Kolis	5926	33	179.58
Mark Crowe	2719	12	226.58	David Marron	5603	33	169.79
John Ulicny	7246	33	219.58	Kyle Campagna	4965	33	150.45
Martin Mrak jr	1119	6	186.50	Doug Wilcox	3690	27	136.67
Tim Eiler	2235	12	186.25	Jeff Pugh	800	6	133.33
Jedidiah Ziegler	4376	24	182.33	David Allen	3915	30	130.50
Casey Arndt	1624	9	180.44	Alex Henderson	4031	33	122.15
Bryan Campagna	5949	33	180.27	James Wilson	3040	33	92.12

**Women**

Name	Pins	Gms	True Average	Name	Pins	Gms	True Average
Chrystal Ziegler	4221	24	175.88	Jessica Trail	2598	27	96.22
Carlie Allen	4214	30	140.47	Callie Daghy	3119	33	94.52
Christina Wilson	3502	27	129.70	Madison Vaal	2144	27	79.41
Christina Ortega	4229	33	128.15				

**Boys**

Name	Pins	Gms	True Average	Name	Pins	Gms	True Average
Jacob Swart	6398	33	193.88	Beckett Spanopoulos	1500	12	125.00
Matthew Brown	4119	27	152.56	Cam Daghy	3104	33	94.06
Leland Sode	4626	33	140.18				

**Girls**

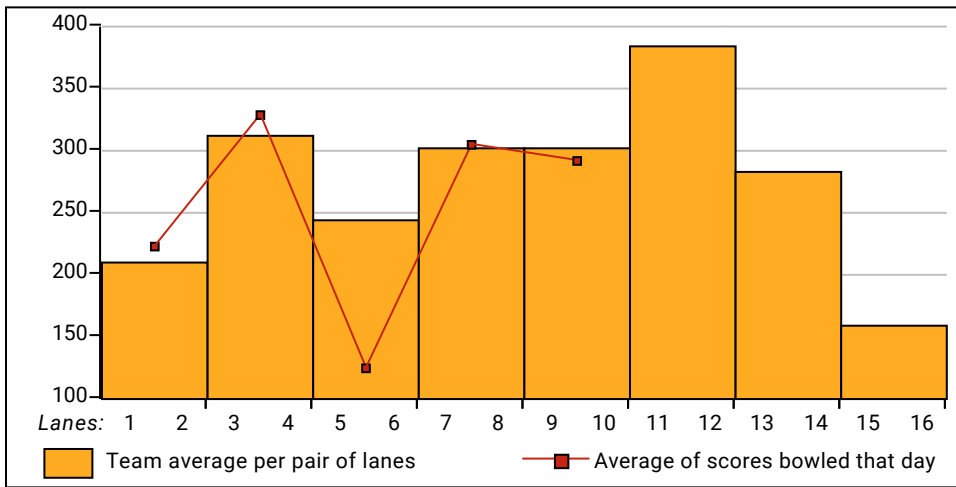
Name	Pins	Gms	True Average	Name	Pins	Gms	True Average
Skylar Trail	3460	27	128.15				

# INMAN'S

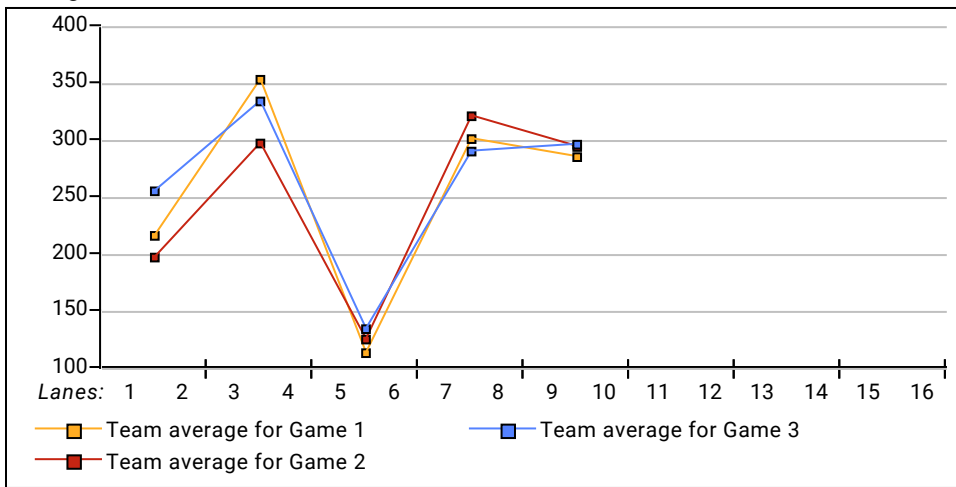
**This Week's Statistics**

	<b>Over All</b>	<b>Men</b>	<b>Women</b>	<b>Boys</b>	<b>Girls</b>
How many people bowled	17	8	5	3	1
Number of games bowled	51	24	15	9	3
Actual average of week's scores	141.55	159.79	105.60	154.22	137.33
How many games above average	27	13	6	6	2
How many games below average	24	11	9	3	1
Pins above/below average per game	5.08	4.29	0.40	13.22	10.33
How many people raised average	11	4	3	3	1
by this amount	1.39	1.87	1.05	1.15	1.15
How many people went down	6	4	2	--	--
by this amount	-1.42	-1.22	-1.81	0.00	0.00
League average before bowling	136.95	156.00	105.70	141.56	127.00
League average after bowling	137.35	156.33	105.60	142.71	128.15
Change in league average	0.40	0.33	-0.10	1.15	1.15
800s	--	--	--	--	--
775s	--	--	--	--	--
750s	--	--	--	--	--
725s	--	--	--	--	--
700s	--	--	--	--	--
675s	1	1	--	--	--
650s	--	--	--	--	--
625s	--	--	--	--	--
600s	--	--	--	--	--
575s	2	1	--	1	--
550s	--	--	--	--	--
525s	1	1	--	--	--
500s	1	1	--	--	--
475s	--	--	--	--	--
450s	1	--	--	1	--
425s	1	1	--	--	--
400s	3	--	2	--	1
below 400	7	3	3	1	--
300s	--	--	--	--	--
275s	1	1	--	--	--
250s	--	--	--	--	--
225s	--	--	--	--	--
200s	4	3	--	1	--
175s	8	4	1	3	--
150s	10	6	1	2	1
125s	8	5	2	--	1
100s	10	3	5	1	1
below 100	10	2	6	2	--

**Team Average vs Avg of Scores**



**Average of Scores for Each Game**



**Amount Over/Under Team Average**

