



2023 Storm/Roto Sun. Have-A-Ball

Sunday 6:00 pm

8/6/2023 Week 11 of 11

Lanes 21 - 32

Inman's Bowling & Fun Center

[View Standings on the Web](#)

Visit LeagueSecretary.com - This league's ID number is 106083



Important Announcements

HOUSE JACKPOTS: \$2 House Mystery, \$3 Strike It Rich, \$5 Stay 30 Clean

SHOP BOWLING EQUIPMENT www.AboveAllBowling.com PROMO CODE: INMANS5

*BOWL-OUTS Call ahead schedule a time. NOT Available Tues+Thurs 6p-9p. Wed,Sat,Sun after 4pm. Times Subject To Change Based on Business.

===== U P C O M I N G T O U R N A M E N T S =====

www.ShaunsTournaments.com & www.Facebook.com/ShausTournaments

ADULTS W I N C A S H & YOUTH W I N S C H O L A R S H I P

-King of the Hill Summer Series Friday's 10pm May 26 - Aug. 11

Thanks for bowling! We hope you had a good time. See you next season!

Team Standings

Place	Lane	#	Team Name	Points Won	Points Lost	%Won	Scratch Pins	Pins + HDCP	Team Avg	High Game	HDCP Game	High Sers	HDCP Sers	Year-To-Date WON	Y-T-D LOST
1	32	2	Wheels	59	18	76.6	19543	28687	590	741	1028	1889	2728	59	18
2	23	7	Lone Wulf	54	23	70.1	16443	28179	506	600	974	1663	2744	54	23
3	24	3	Too Legit To Split	46	31	59.7	17249	28328	523	631	976	1803	2838	46	31
4	30	1	Part Time Hookers	44	33	57.1	21333	28428	651	760	998	2070	2733	44	33
5	25	6	Gutter Gang	44	33	57.1	18007	28291	544	663	959	1854	2775	44	33
6	28	10	Team 10	40	37	51.9	20176	28525	611	724	980	1941	2757	40	37
7	26	9	Team 9	39	38	50.6	19508	25652	641	760	986	2166	2752	39	38
8	31	5	Eye Of The "Tigers"	34	43	44.2	16534	27679	491	631	959	1682	2712	34	43
9	27	11	Team Roma #85	31	46	40.3	11065	22648	413	480	904	1362	2634	31	46
10	21	8	Team 8	29	48	37.7	13321	27499	408	455	884	1275	2571	29	48
11	22	4	Team 13	20	57	26.0	12207	17622	588	661	926	1860	2655	20	57
12	29	12	BEAT TEAM AVG -40	0	0		0	0	0	0	0	0	0	0	0

Review of Last Week's Bowling.....

Lanes	Team Name	HDCP -1-	HDCP -2-	HDCP -3-	HDCP Total	Last Wk WON	Team Name	HDCP -1-	HDCP -2-	HDCP -3-	HDCP Total	Last Wk WON
21-22	Wheels	955	816	829	2600	5	<---> Lone Wulf	844	788	886	2518	2
23-24	Too Legit To Split	871	852	762	2485	4	<---> Gutter Gang	799	829	877	2505	3
25-26	Part Time Hookers	859	877	945	2681	5	<---> Team 10	828	878	843	2549	2
27-28	Team 9	834	812	764	2410	5	<---> Eye Of The "Tigers"	785	784	840	2409	2
29-30	Team 8	789	795	812	2396	0	<---> Team Roma #85	850	880	904	2634	7
31-32	Team 13	0	0	0	0	0	<---> BEAT TEAM AVG -40	0	0	0	0	0

Individual High Averages

Men	Women	Boys	Girls
202.30 John Lawson	172.93 Sue DeSanto	166.67 Andrew Nover	130.50 Alyssa Coyle
201.22 Ron Cimoch III	133.88 Candy Inscho	160.91 J'Shaun Lockwoo	129.67 Mya Grover
174.06 Brian Hardsock	119.43 Jasmine Wright	150.27 Carter Phillips	112.42 Lizzie Estrada
170.42 Matt Beard	118.97 Cynthia Wulf	140.40 Chris Cimoch	77.76 Becky Estrada
167.58 Nick Kafantoris	116.73 Samantha Fleck		
165.92 Chris DeSanto	90.50 Marissa Tompkin		
164.41 Ken Carrol			
164.33 Ryan Gumns			

Season High Scores

Team Scratch Game	Team Scratch Series	Team Handicap Game	Team Handicap Series
760 Part Time Hookers	2166 Team 9	1028 Wheels	2838 Too Legit To Split
760 Team 9	2070 Part Time Hookers	998 Part Time Hookers	2775 Gutter Gang
741 Wheels	1941 Team 10	986 Team 9	2757 Team 10

Bowlers must have completed a minimum of 22 games to be eligible for any league award.

Men	Scratch Game	Scratch Series	Handicap Game	Handicap Series
265 John Lawson	694 John Lawson	340 Andrew Robbins	828 Chris DeSanto	
261 Nick Kafantoris	649 Ron Cimoch III	319 Chris DeSanto	817 Andrew Robbins	
255 Andrew Robbins	642 Nick Kafantoris	310 Nick Kafantoris	795 Jay Kirk	
249 Ron Cimoch III	615 Chris DeSanto	307 Ryan Gumns	789 Nick Kafantoris	
248 Chris DeSanto	606 Jay Kirk	299 Jay Kirk	776 Andrew Kristoff	

Season High Scores - Continued

Women	210 Sue DeSanto	608 Sue DeSanto	307 Jasmine Wright	752 Sue DeSanto
	206 Jasmine Wright	483 Candy Inscho	272 Marissa Tompkins	743 Cynthia Wulf
	179 Candy Inscho	458 Cynthia Wulf	260 Candy Inscho	726 Candy Inscho
	165 Samantha Fleck	441 Samantha Fleck	259 Samantha Fleck	723 Samantha Fleck
	157 Cynthia Wulf	422 Jasmine Wright	253 Sue DeSanto	716 Jasmine Wright
Boys	247 J'Shaun Lockwood	582 Andrew Nover	283 Chris Cimoch	741 Andrew Nover
	214 Andrew Nover	573 J'Shaun Lockwood	273 J'Shaun Lockwood	727 Chris Cimoch
	209 Chris Cimoch	531 Carter Phillips	263 Andrew Nover	720 Carter Phillips
	181 Carter Phillips	505 Chris Cimoch	248 Carter Phillips	709 J'Shaun Lockwood
Girls	198 Lizzie Estrada	467 Lizzie Estrada	302 Lizzie Estrada	779 Lizzie Estrada
	168 Mya Grover	452 Mya Grover	257 Becky Estrada	704 Mya Grover
	166 Alyssa Coyle	450 Alyssa Coyle	244 Alyssa Coyle	685 Becky Estrada
	124 Becky Estrada	286 Becky Estrada	244 Mya Grover	684 Alyssa Coyle

Season Game Over Average
Game - Avg=Difference

Men	255 - 125=130	Andrew Robbins
	248 - 141=107	Chris DeSanto
	261 - 165=96	Nick Kafantoris
	246 - 152=94	Ryan Gumns
	236 - 149=87	Jay Kirk
Women	206 - 107=99	Jasmine Wright
	146 - 79=67	Marissa Tompkins
	165 - 115=50	Samantha Fleck
	179 - 130=49	Candy Inscho
	156 - 114=42	Cynthia Wulf
Boys	209 - 137=72	Chris Cimoch
	247 - 191=56	J'Shaun Lockwood
	214 - 165=49	Andrew Nover
	180 - 144=36	Carter Phillips
Girls	198 - 104=94	Lizzie Estrada
	124 - 72=52	Becky Estrada
	163 - 129=34	Alyssa Coyle
	168 - 135=33	Mya Grover

Season Series over Average
Series - Avg=Difference

615 - 423=192	Chris DeSanto
562 - 375=187	Andrew Robbins
606 - 447=159	Jay Kirk
404 - 246=158	Andrew Kristoff
642 - 495=147	Nick Kafantoris
458 - 342=116	Cynthia Wulf
608 - 498=110	Sue DeSanto
441 - 345=96	Samantha Fleck
483 - 390=93	Candy Inscho
413 - 321=92	Jasmine Wright
582 - 483=99	Andrew Nover
505 - 411=94	Chris Cimoch
531 - 450=81	Carter Phillips
544 - 474=70	J'Shaun Lockwood
467 - 312=155	Lizzie Estrada
452 - 378=74	Mya Grover
286 - 216=70	Becky Estrada
450 - 399=51	Alyssa Coyle

Most Improved Average

Men	146 to 154.77 = +8.77	Andrew Robbins	80 to 88.37 = +8.37	Andrew Kristoff	147 to 153.73 = +6.73	James Gaetzke
	168 to 174.06 = +6.06	Brian Hardsock	46 to 51.57 = +5.57	Ryan DeSanto	103 to 108.27 = +5.27	Victor defefuente
Women	84 to 90.50 = +6.50	Marissa Tompkin	114 to 118.97 = +4.97	Cynthia Wulf	117 to 119.43 = +2.43	Jasmine Wright
	135 to 133.88 = -1.12	Candy Inscho	176 to 172.93 = -3.07	Sue DeSanto	120 to 116.73 = -3.27	Samantha Fleck
Boys	135 to 140.40 = +5.40	Chris Cimoch	166 to 166.67 = +0.67	Andrew Nover	154 to 150.27 = -3.73	Carter Phillips
	165 to 160.91 = -4.09	J'Shaun Lockwo				
Girls	72 to 77.76 = +5.76	Becky Estrada	112 to 112.42 = +0.42	Lizzie Estrada	130 to 129.67 = -0.33	Mya Grover
	134 to 130.50 = -3.50	Alyssa Coyle				

Last Week's Top Scores

Team Scratch Game	Team Scratch Series	Team Handicap Game	Team Handicap Series
736 Part Time Hookers	2054 Part Time Hookers	955 Wheels	2681 Part Time Hookers
694 Wheels	1826 Team 10	945 Part Time Hookers	2634 Team Roma #85
637 Team 10	1817 Wheels	904 Team Roma #85	2600 Wheels
Scratch Game	Scratch Series	Handicap Game	Handicap Series
Men	249 Ron Cimoch III	269 Matt Beard	672 Robert Zelmer
	225 Matt Beard	267 Ron Cimoch III	670 Brian Hardsock
	200 Brian Hardsock	254 James Gaetzke	669 Ron Cimoch III
	198 John Lawson	244 Ryan Gumns	668 Ryan Gumns
	195 James Gaetzke	242 Brian Hardsock	667 Josh Hines
			667 Ken Carrol

Last Week's Top Scores - Continued

Women	182 Sue DeSanto	482 Sue DeSanto	251 Marissa Tompkins	702 Marissa Tompkins
	156 Candy Inscho	446 Candy Inscho	236 Jasmine Wright	692 Jasmine Wright
	144 Jasmine Wright	416 Jasmine Wright	235 Candy Inscho	683 Candy Inscho
	136 Cynthia Wulf	370 Cynthia Wulf	227 Cynthia Wulf	643 Cynthia Wulf
	132 Marissa Tompkins	345 Marissa Tompkins	223 Sue DeSanto	605 Sue DeSanto
Boys	214 Andrew Nover	549 Andrew Nover	283 Chris Cimoch	727 Chris Cimoch
	209 Chris Cimoch	505 Chris Cimoch	263 Andrew Nover	696 Andrew Nover
	181 J'Shaun Lockwood	496 J'Shaun Lockwood	240 Carter Phillips	658 J'Shaun Lockwood
	177 Carter Phillips	438 Carter Phillips	235 J'Shaun Lockwood	627 Carter Phillips
Girls	133 Mya Grover	351 Mya Grover	221 Lizzie Estrada	600 Lizzie Estrada
	125 Lizzie Estrada	312 Lizzie Estrada	213 Mya Grover	591 Mya Grover
	74 Becky Estrada	182 Becky Estrada	200 Becky Estrada	560 Becky Estrada

Weekly Game Over Average

Game - Avg=Difference

Men	225 - 171=54	Matt Beard
	249 - 200=49	Ron Cimoch III
	195 - 154=41	James Gaetzke
	193 - 163=30	Ryan Gumns
	108 - 81=27	Robert Zelmer
	200 - 173=27	Brian Hardsock
Women	132 - 87=45	Marissa Tompkins
	144 - 117=27	Jasmine Wright
	156 - 132=24	Candy Inscho
	136 - 118=18	Cynthia Wulf
	182 - 174=8	Sue DeSanto
Boys	209 - 137=72	Chris Cimoch
	214 - 165=49	Andrew Nover
	177 - 150=27	Carter Phillips
	181 - 160=21	J'Shaun Lockwood
Girls	125 - 113=12	Lizzie Estrada
	133 - 131=2	Mya Grover
	74 - 79=-5	Becky Estrada

Weekly Series over Average

Series - Avg=Difference

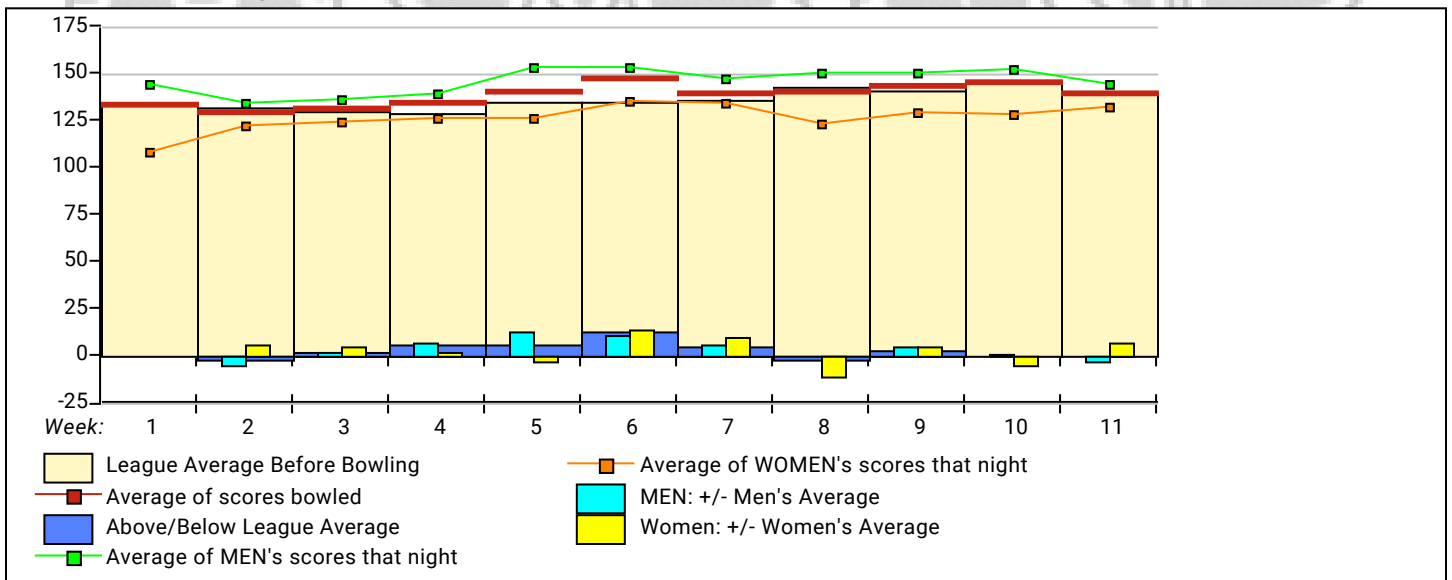
	297 - 243=54	Robert Zelmer
	397 - 357=40	Josh Hines
	179 - 150=29	Ryan DeSanto
	515 - 489=26	Ryan Gumns
	514 - 489=25	Ken Carrol
	544 - 519=25	Brian Hardsock
	345 - 261=84	Marissa Tompkins
	416 - 351=65	Jasmine Wright
	446 - 396=50	Candy Inscho
	370 - 354=16	Cynthia Wulf
	317 - 351=-34	Samantha Fleck
	505 - 411=94	Chris Cimoch
	549 - 495=54	Andrew Nover
	496 - 480=16	J'Shaun Lockwood
	438 - 450=-12	Carter Phillips
	312 - 339=-27	Lizzie Estrada
	351 - 393=-42	Mya Grover
	182 - 237=-55	Becky Estrada

Team Rosters

Name	True Average	HDCP	High	HDCP	High	HDCP	To Raise	To Drop	Most Improved										
									Avg	+/-									
1 - Part Time Hookers Lane 30 HDCP=206 Avg=651																			
Carter Phillips	150.27	63	4959	33	130	131	177	438	627	181	248	531	720	477	440	--	--	154	-3.73
J'Shaun Lockwood	160.91	54	5310	33	181	152	163	496	658	247	273	573	709	486	449	3	--	165	-4.09
Chris Cimoch	140.40	72	4212	30	149	209	147	505	727	209	283	505	727	441	407	1	--	135	+5.40
Ron Cimoch III	201.22	17	5433	27	190	176	249	615	669	249	272	649	729	627	596	15	6	199	+2.22
2 - Wheels Lane 32 HDCP=260 Avg=590																			
Ryan Gumns	164.33	50	5423	33	193	153	169	515	668	246	307	567	743	517	480	3	--	160	+4.33
Branden McCarty	123.58	87	4078	33	120	116	128	364	625	185	288	424	733	386	349	--	--	120	+3.58
Candy Inscho	133.88	78	4418	33	156	151	139	446	683	179	260	483	726	406	369	--	--	135	-1.12
Matt Beard	170.42	45	5624	33	225	135	132	492	624	226	271	583	727	532	495	7	--	169	+1.42
3 - Too Legit To Split Lane 24 HDCP=319 Avg=523																			
Andrew Kristoff	88.37	118	2386	27	a73	a73	a73	219	573	156	280	404	776	284	253	--	--	80	+8.37
Samantha Fleck	116.73	93	3852	33	122	96	99	317	593	165	259	441	723	360	323	--	--	120	-3.27
James Gaetzke	153.73	60	5073	33	195	151	100	446	623	226	288	541	757	471	434	2	--	147	+6.73
Andrew Nover	166.67	48	5500	33	163	214	172	549	696	214	263	582	741	512	475	4	--	166	+0.67
4 - Team 13 Lane 22 HDCP=260 Avg=588																			
Cameron Tabor	138.90	73	2917	21	a123	a123	a123	369	588	168	234	470	652	419	394	--	--	139	-0.10
Preston Tabor	145.78	67	2624	18	a130	a130	a130	390	591	192	265	480	690	442	420	--	--	145	+0.78
Christian Martinez	167.17	47	3009	18	a152	a152	a152	456	597	192	239	544	685	519	497	--	--	167	+0.17
Jaiden Hurrle	138.60	73	2079	15	a123	a123	a123	369	588	203	281	472	706	423	404	1	--		

Name	True			HDCP High HDCP High HDCP To Raise To Drop													Most Improved		
	Average	HDCP	Pins Gms	-1-	-2-	-3-	Total	Total	Game	Game	Sers	Sers	Avg +1	Avg -1	200's	600's	Avg	+/-	
5 - Eye Of The "Tigers" Lane 31 HDCP=349 Avg=491																			
Alyssa Coyle	130.50	81	3915	30	a115	a115	a115	345	588	166	244	450	684	408	374	--	--	134	-3.50
VACANT	90	0	0	v120	v120	v120	360	630	0	0	0	0	0	0	--	--	--	--	
Lizzie Estrada	112.42	97	3710	33	91	96	125	312	600	198	302	467	779	358	321	--	--	112	+0.42
Mya Grover	129.67	81	3112	24	112	106	133	351	591	168	244	452	704	398	370	--	--	130	-0.33
6 - Gutter Gang Lane 25 HDCP=300 Avg=544																			
Nick Kafantoris	167.58	47	5530	33	180	150	170	500	641	261	310	642	789	518	481	4	1	165	+2.58
Josh Hines	120.30	90	3970	33	115	142	140	397	667	148	242	405	687	386	349	--	--	120	+0.30
Andy Worden	149.52	63	4934	33	133	137	148	418	607	211	273	508	726	466	429	1	--	149	+0.52
Victor defefuente	108.27	100	3573	33	72	101	120	293	590	155	260	415	730	351	314	--	--	103	+5.27
7 - Lone Wulf Lane 23 HDCP=335 Avg=506																			
Cynthia Wulf	118.97	91	3926	33	111	123	136	370	643	157	251	458	743	358	321	--	--	114	+4.97
Chris DeSanto	165.92	49	3982	24	155	146	187	488	632	248	319	615	828	500	472	4	1	170	-4.08
Sue DeSanto	172.93	43	5188	30	182	128	172	482	605	210	253	608	752	521	487	5	1	176	-3.07
Ryan DeSanto	51.57	152	1547	30	63	58	58	179	638	75	239	203	665	169	135	--	--	46	+5.57
8 - Team 8 Lane 21 HDCP=424 Avg=408																			
Becky Estrada	77.76	128	2566	33	51	57	74	182	560	124	257	286	685	242	205	--	--	72	+5.76
VACANT	90	0	0	v120	v120	v120	360	630	0	0	0	0	0	0	--	--	--	--	
VACANT	90	0	0	v120	v120	v120	360	630	0	0	0	0	0	0	--	--	--	--	
Eva Grover	91.57	116	1923	21	a76	a76	a76	228	576	117	235	300	651	285	260	--	--	91	+0.57
9 - Team 9 Lane 26 HDCP=213 Avg=641																			
Jay Kirk	156.21	57	3749	24	130	148	111	389	551	236	299	606	795	490	462	2	1	157	-0.79
Ken Carrol	164.41	50	4439	27	155	185	174	514	667	202	260	540	712	511	480	2	--	167	-2.59
Jasmine Wright	119.43	90	3583	30	144	136	136	416	692	206	307	422	716	377	343	1	--	117	+2.43
John Lawson	202.30	16	5462	27	198	136	136	470	500	265	277	694	697	628	597	16	6	205	-2.70
Billy Bucvala	204.44	14	1840	9				0	0	247	269	677	743	620	607	7	1		
10 - Team 10 Lane 28 HDCP=240 Avg=611																			
Jacob Grainger	145.36	67	4797	33	139	159	143	441	642	224	260	538	646	459	422	1	--	151	-5.64
Andrew Robbins	154.77	59	4643	30	a139	a139	a139	417	594	255	340	562	817	472	438	3	--	146	+8.77
Brian Hardsock	174.06	41	5744	33	164	180	200	544	670	214	264	572	722	556	519	6	--	168	+6.06
Tyler Hardsock	138.64	73	4575	33	145	159	120	424	643	179	256	467	725	429	392	--	--	138	+0.64
11 - Team Roma #85 Lane 27 HDCP=420 Avg=413																			
VACANT	90	0	0	v120	v120	v120	360	630	0	0	0	0	0	0	--	--	--	--	
VACANT	90	0	0	v120	v120	v120	360	630	0	0	0	0	0	0	--	--	--	--	
Marissa Tompkins	90.50	117	2172	24	92	121	132	345	702	146	272	345	702	285	257	--	--	84	+6.50
Robert Zelmer	83.67	123	2008	24	94	95	108	297	672	125	251	297	672	260	232	--	--	81	+2.67
12 - BEAT TEAM AVG -40 Lane 29 HDCP=0 Avg=0																			

League Average Week-by-Week



Alphabetical List of Regular Team Members

Men Division 1: Enter Div Label

	<u>Name</u>	<u>-1-</u>	<u>-2-</u>	<u>-3-</u>	<u>Total</u>	<u>Pins</u>	<u>Gms</u>	<u>Avg</u>	<u>High Game</u>	<u>High Sers</u>
1	Beard, Matt	225	135	132	492	5624	33	170	226	583
2	Bucvala, Billy				0	1840	9	204	247	677
3	Carrol, Ken	155	185	174	514	4439	27	164	202	540
4	Cimoch III, Ron	190	176	249	615	5433	27	201	249	649
5	delefunte, Victor	72	101	120	293	3573	33	108	155	415
6	DeSanto, Chris	155	146	187	488	3982	24	165	248	615
7	DeSanto, Ryan	63	58	58	179	1547	30	51	75	203
8	Gaetzke, James	195	151	100	446	5073	33	153	226	541
9	Grainger, Jacob	139	159	143	441	4797	33	145	224	538
10	Gumns, Ryan	193	153	169	515	5423	33	164	246	567
11	Hardsock, Brian	164	180	200	544	5744	33	174	214	572
12	Hardsock, Tyler	145	159	120	424	4575	33	138	179	467
13	Hines, Josh	115	142	140	397	3970	33	120	148	405
14	Hurrle, Jaiden	a123	a123	a123	369	2079	15	138	203	472
15	Kafantoris, Nick	180	150	170	500	5530	33	167	261	642
16	Kirk, Jay	130	148	111	389	3749	24	156	236	606
17	Kristoff, Andrew	a73	a73	a73	219	2386	27	88	156	404
18	Lawson, John	198	136	136	470	5462	27	202	265	694
19	Martinez, Christian	a152	a152	a152	456	3009	18	167	192	544
20	McCarty, Branden	120	116	128	364	4078	33	123	185	424
21	Robbins, Andrew	a139	a139	a139	417	4643	30	154	255	562
22	Tabor, Cameron	a123	a123	a123	369	2917	21	138	168	470
23	Tabor, Preston	a130	a130	a130	390	2624	18	145	192	480
24	Worden, Andy	133	137	148	418	4934	33	149	211	508
25	Zelmer, Robert	94	95	108	297	2008	24	83	125	297

Women Division 1: Enter Div Label

	<u>Name</u>	<u>-1-</u>	<u>-2-</u>	<u>-3-</u>	<u>Total</u>	<u>Pins</u>	<u>Gms</u>	<u>Avg</u>	<u>High Game</u>	<u>High Sers</u>
1	DeSanto, Sue	182	128	172	482	5188	30	172	210	608
2	Fleck, Samantha	122	96	99	317	3852	33	116	165	441
3	Inscho, Candy	156	151	139	446	4418	33	133	179	483
4	Tompkins, Marissa	92	121	132	345	2172	24	90	146	345
5	Wright, Jasmine	144	136	136	416	3583	30	119	206	422
6	Wulf, Cynthia	111	123	136	370	3926	33	118	157	458

Boys Division 1: Enter Div Label

	<u>Name</u>	<u>-1-</u>	<u>-2-</u>	<u>-3-</u>	<u>Total</u>	<u>Pins</u>	<u>Gms</u>	<u>Avg</u>	<u>High Game</u>	<u>High Sers</u>
1	Cimoch, Chris	149	209	147	505	4212	30	140	209	505
2	Lockwood, J'Shaun	181	152	163	496	5310	33	160	247	573
3	Nover, Andrew	163	214	172	549	5500	33	166	214	582
4	Phillips, Carter	130	131	177	438	4959	33	150	181	531

Girls Division 1: Enter Div Label

	<u>Name</u>	<u>-1-</u>	<u>-2-</u>	<u>-3-</u>	<u>Total</u>	<u>Pins</u>	<u>Gms</u>	<u>Avg</u>	<u>High Game</u>	<u>High Sers</u>
1	Coyle, Alyssa	a115	a115	a115	345	3915	30	130	166	450
2	Estrada, Becky	51	57	74	182	2566	33	77	124	286
3	Estrada, Lizzie	91	96	125	312	3710	33	112	198	467
4	Grover, Eva	a76	a76	a76	228	1923	21	91	117	300
5	Grover, Mya	112	106	133	351	3112	24	129	168	452


GAME 1 \$ _____ GAME 2 \$ _____

You may edit, add or remove the messages for the standing sheet on the Standing Sheet Setup (Setup > Reports > Standings)
 When you edit the messages, be sure to remove or type over these instructions

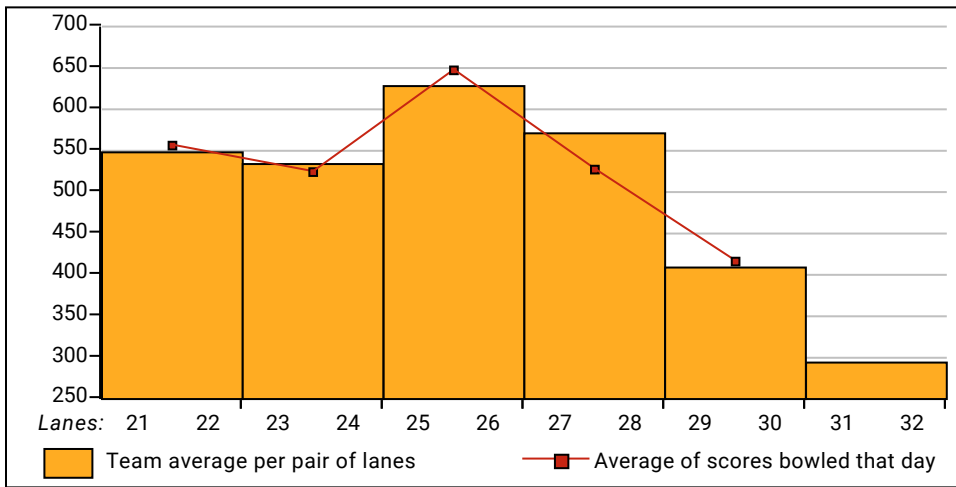
This Week's Statistics

	<u>Over All</u>	<u>Men</u>	<u>Women</u>	<u>Boys</u>	<u>Girls</u>
How many people bowled	31	18	6	4	3
Number of games bowled	93	54	18	12	9
Actual average of week's scores	139.73	144.19	132.00	165.67	93.89
How many games above average	48	25	13	8	2
How many games below average	45	29	5	4	7
Pins above/below average per game	0.38	-2.48	7.83	12.67	-13.78
How many people raised average	16	9	4	3	--
by this amount	1.27	0.84	1.89	1.73	0.00
How many people went down	15	9	2	1	3
by this amount	-1.38	-1.50	-1.23	-0.43	-1.45
League average before bowling	139.75	147.06	124.56	153.37	108.07
League average after bowling	139.73	146.73	125.41	154.56	106.62
Change in league average	-0.02	-0.33	0.85	1.19	-1.45

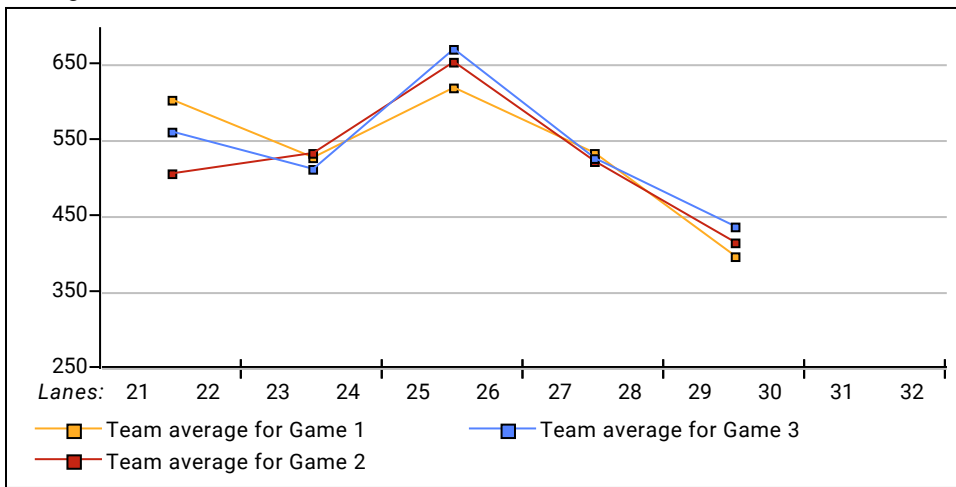
800s	--	--	--	--	--
775s	--	--	--	--	--
750s	--	--	--	--	--
725s	--	--	--	--	--
700s	--	--	--	--	--
675s	--	--	--	--	--
650s	--	--	--	--	--
625s	--	--	--	--	--
600s	1	1	--	--	--
575s	--	--	--	--	--
550s	--	--	--	--	--
525s	2	1	--	1	--
500s	4	3	--	1	--
475s	4	2	1	1	--
450s	1	1	--	--	--
425s	4	2	1	1	--
400s	3	2	1	--	--
below 400	12	6	3	--	3
300s	--	--	--	--	--
275s	--	--	--	--	--
250s	--	--	--	--	--
225s	2	2	--	--	--
200s	3	1	--	2	--
175s	12	9	1	2	--
150s	18	11	3	4	--
125s	29	16	7	4	2
100s	15	9	4	--	2
below 100	14	6	3	--	5



Team Average vs Avg of Scores



Average of Scores for Each Game



Amount Over/Under Team Average

