



# Brunswick Sport Triples (2023-24)

Thursday 6:45 pm

4/25/2024 Week 35 of 36

Lanes 17 - 24

## Gardner Ten Pins

USBC Certification: 718968 Lane Certification: 6743

[View Standings on the Web](#)


Visit [LeagueSecretary.com](http://LeagueSecretary.com) - This league's ID number is 58792  
View standings, bowler history, statistics and more. Also check out the Mobile App.  
Visit [bowl.com](http://bowl.com) - This league's ID number is 2966



President: Michael Wilson [cacw36@aol.com](mailto:cacw36@aol.com)  
Vice President: Darrell Guertin [djguertin8@aol.com](mailto:djguertin8@aol.com)  
Secretary/Treasurer: Thomas Clukay [tclukay@gmail.com](mailto:tclukay@gmail.com)

### NO SUBS WITH ADJUSTED AVERAGES TONITE!!

To be eligible to bowl tonight, you MUST have either bowled a minimum of 9 games in our league this year or you must have an official, verifiable sport average as defined in our league's bylaws from a previous season. Bowlers who are establishing averages or are using adjusted house or challenge league averages are eligible to bowl tonight!



### Team Standings

Place	Lane	#	Team Name	Pins + HDCP	Team Avg	HDCP	1st Part WON	Place	2nd Part WON	Place	3rd Part WON	Place	Year-To-Date WON	High Game	High Sers	HDCP Game	HDCP Sers
1	17	3	Big SAK	20859	474	139	123½	4	148½	1	139	1	411	606	1732	746	2164
2	18	7	GloboGym Purple Cobras	20720	500	116	83½	8	111	5	123½	2	318	688	1737	800	2073
3	19	1	Manca When?	20456	491	124	104½	5	123	4	115½	3	343	612	1723	723	2044
4	20	5	THC	20585	564	58	146	3	103	6	114	4	363	766	1934	825	2117
5	21	8	Eight Balls	20111	514	103	151	2	126	3	112½	5	389½	633	1733	739	2051
6	22	2	All or Nothing	20439	506	110	157	1	99½	8	105	6	361½	645	1773	795	2133
7	23	6	Wolfpac - 2	20274	454	157	91½	7	146	2	96	7	333½	574	1539	698	1974
8	24	4	French Leprechauns	19800	438	171	103	6	103	7	74½	8	280½	554	1529	715	2012

### Review of Last Week's Bowling.....

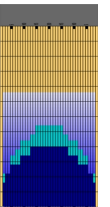
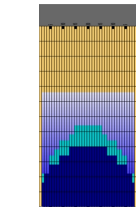
Lanes	Team Name	HDCP -1-	HDCP -2-	HDCP -3-	HDCP Total	Last Wk WON	Team Name	HDCP -1-	HDCP -2-	HDCP -3-	HDCP Total	Last Wk WON	
17-18	GloboGym Purple Cob	607	671	716	1994	17½	<--->	Wolfpac - 2	605	620	684	1909	2½
19-20	Manca When?	610	664	588	1862	15½	<--->	French Leprechauns	563	627	574	1764	4½
21-22	Big SAK	526	654	661	1841	5	<--->	All or Nothing	614	668	673	1955	15
23-24	THC	664	643	609	1916	13	<--->	Eight Balls	605	631	611	1847	7

### Lane Assignments

17-18 19-20 21-22 23-24  
Wk36 05/02 3- 7 1- 5 8- 2 6- 4 Position Round- Start Lane - 17

### BRUNSWICK ROUND - OIL PATTERNS

BLOCK	START/END DATES	PATTERN	LEN	VOL	RATIO
-----	-----	-----	---	---	---
02/15/2024-03/07/2024	2010 EBT Istanbul Open	37'	27.10	2.05	
03/14/2024-04/04/2024	2021 USBC JG Qual U12-U15	45'	22.55	2.71	
04/11/2024-05/02/2024	2009 EBT Istanbul Open	41'	28.65	2.23	



**Team Rosters**

Name	Bowling Hand	Pins Gms		True Average		Avg HDCP	225's	250's	275's	600's	650's	700's	High Game	High Sers	HDCP Game	HDCP Sers
		Pins	Gms	Average	Avg HDCP											
<b>1 - Manca When?</b> Lane 19																
Wilson, Michael C.	R	16368	99	165.33	165	40	1	--	--	--	--	--	227	584	268	713
Bergeron, Justin W.	R	7392	48	154.00	154	50	--	--	--	--	--	--	200	514	251	670
Falk, Paul A.	R	13990	81	172.72	172	34	2	--	--	1	--	--	232	633	270	741
Manca, Brian K.	R	5861	33	177.61	177	29	2	1	--	--	--	1	254	705	281	786
Wilson, Bryan M.	R	905	6	150.83	bk159	45	--	--	--	--	--	--	200	476	245	611
<b>2 - All or Nothing</b> Lane 22																
Novak, Anthony S.	R	16903	102	165.72	165	40	1	--	--	--	--	--	225	597	271	729
Stasukelis, Nicholas	R	13283	84	158.13	158	46	1	--	--	--	--	--	231	570	279	714
Washington, Darryl E.	R	16551	90	183.90	183	24	5	1	1	3	2	--	280	688	304	760
<b>3 - Big SAK</b> Lane 17																
Warren, Kerri A.	R	15706	105	149.58	149	54	--	--	--	--	--	--	204	520	264	685
Parsons, Sam	R	17909	105	170.56	170	36	3	2	1	--	--	1	299	742	338	859
O'Leary, Anthony J.	R	7481	48	155.85	155	49	1	--	--	--	--	--	244	559	297	727
Pogorzelski, Andrew M.	R	8613	54	159.50	159	45	1	--	--	--	--	--	245	571	295	715
<b>4 - French Leprechauns</b> Lane 24																
Ouellette, Terry G.	R	10749	72	149.29	149	54	--	--	--	--	--	--	203	535	256	698
Lenz, Gunter N.	R	10932	75	145.76	145	58	--	--	--	--	--	--	212	550	272	730
Germain, Tonya J.		12544	87	144.18	144	59	--	--	--	--	--	--	211	562	277	742
Leger, Yvon M.	R	10083	63	160.05	160	45	1	--	--	1	--	--	231	630	279	768
<b>5 - THC</b> Lane 20																
Brown, Thomas F.	R	20289	102	198.91	198	10	19	4	--	10	3	3	268	710	278	743
Paige, Harry J.	R	17512	102	171.69	171	35	4	1	--	1	--	--	265	607	299	715
Hart, Justin A.	R	19394	99	195.90	195	13	14	4	1	9	4	1	289	777	305	825
<b>6 - Wolfpac - 2</b> Lane 23																
Lovewell, Christopher D.	R	15372	93	165.29	165	40	1	--	--	--	--	--	228	582	269	705
Celona, Philip C.	L	11777	84	140.20	140	63	--	--	--	--	--	--	189	478	251	667
Boudreau, James N.	R	14763	99	149.12	149	54	--	--	--	--	--	--	193	517	248	684
Budwick, Michael S.	L	3356	18	186.44	186	21	1	--	--	--	--	--	236	580	258	664
Buckingham, Shaun	R	870	6	145.00	bk141	62	--	--	--	--	--	--	174	474	236	660
<b>7 - GloboGym Purple Cobras</b> Lane 18																
Murphy IV, Joseph P.	R	11292	75	150.56	150	54	--	--	--	--	--	--	215	538	256	700
Clukay, Thomas M.	L	13663	78	175.17	175	31	4	--	--	3	--	--	237	632	271	740
Meehan, Barry S.	L	16874	96	175.77	175	31	4	2	--	--	--	--	258	593	289	704
<b>8 - Eight Balls</b> Lane 21																
Dellmuth, Gisela U.	R	16392	105	156.11	156	48	--	--	--	--	--	--	214	548	263	695
Rahaim, Donald E.	R	16641	99	168.09	168	37	1	--	--	--	--	--	235	581	271	695
Guertin, Darrell J.	R	18256	96	190.17	190	18	6	1	1	4	2	--	279	680	298	737

**Temporary Substitutes**

Name	Pins	Gms	Avg HDCP		Name	Pins	Gms	Avg HDCP	
Samantha S. Bergeron	0	0	0	0	Amber R. Meehan	0	0	0	0
Eugene R. Bouchard	2032	12	169	36	Eric J. Page	0	0	bk173	33
Yvonne L. Breen	0	0	0	0	Jennifer B. Paige	0	0	bk94	104
Wayne L. Brown Jr	479	3	bk155	49	Tommy L. Pelham	1094	6	bk176	30
Jack D. Budzinski	0	0	0	0	Alan J. Provencher	0	0	0	0
Joey Budzinski	0	0	0	0	Nate F. Purches	0	0	0	0
Tommy Budzinski Jr	0	0	0	0	Robert M. Rahaim	0	0	bk174	32
Shawn K. Case	0	0	0	0	Matthew M. Rivard	4310	24	179	27
Stephen P. Cloutier	4244	24	176	30	Edward A. Schultz	0	0	bk150	54
Eric R. Cormier	0	0	bk159	45	Krysta L. Schultz	0	0	bk163	42
Kelly J. Falk	0	0	0	0	Kyle P. Schultz	0	0	bk172	34
Ray J. Fors	0	0	0	0	Douglas A. Stasukelis	2577	15	171	35
Gary E. Freeman	8118	51	159	45	Paula R. Stasukelis	2164	15	144	59
Eric A. Frost	534	3	bk190	18	Paul Tassoni	0	0	0	0
Sarah E. Gill	0	0	0	0	Sean M. Thieme	3344	18	185	22
Cherie L. Haley	0	0	0	0	Corey D. Umbrello	0	0	0	0
Nicholas B. Jouki	0	0	0	0	Meghan Umbrello	0	0	bk155	49
Paul J. Kampersal	0	0	0	0	Peter B. Werner	0	0	0	0
Sean P. Kilburn	1145	6	bk206	3	Daniel E. White	455	3	bk160	45
Renee A. LeBlanc	0	0	0	0	Thomas W. Woodward	0	0	0	0



**BONUS CASH & PRIZES PAID TO DATE: \$6,473.57 !! #ComeGetchaSome**

All progressive jackpot entrants are responsible for keeping track of their strikes/scores. Winners must turn in a printed copy of their scores at the end of the night for verification purposes. Printouts are available at the front desk.

New progressive jackpot total . . . . . : \$ 1,330.43  
 Strikes in ALL required frames pays 70% . . . : \$ 931.30  
 2nd chance payout (1 missed strike) pays 15% . : \$ 199.56

**MYSTERY SCORE JACKPOT: \$207**

Last week's mystery score . . . . . : 143  
 Winner(s) . . . . . : Justin Bergeron

**2023-24 MONEY LEADERS (CASH & PRIZES):**

- 1. Justin Hart . . . . . : \$ 958.17
- 2. Sam Parsons . . . . . : \$ 671.21
- 3. Tom Clukay . . . . . : \$ 498.41
- 4. Darrell Guertin . . . . . : \$ 409.78
- 5.\*Leslie Voyer . . . . . : \$ 400.00

\* Not a league member

**Last Week's Top Scores**

Team Scratch Game		Team Scratch Series		Team Handicap Game		Team Handicap Series	
619	GloboGym Purple Cobras	1742	THC	716	GloboGym Purple Cobras	1994	GloboGym Purple C
606	THC	1703	GloboGym Purple Cobras	684	Wolfpac - 2	1955	All or Nothing
562	All or Nothing	1622	All or Nothing	673	All or Nothing	1916	THC

Scratch Game		Scratch Series		Handicap Game		Handicap Series	
245	Justin Hart	602	Darrell Guertin	261	Harry Paige	714	Nicholas Stasukelis
225	Harry Paige	598	Harry Paige	258	Justin Hart	706	Harry Paige
221	Sam Parsons	591	Justin Hart	257	Tonya Germain	675	Matthew Rivard
				257	Sam Parsons		



**2023-24 \$100 CHALLENGE SERIES QUALIFIERS**

GARDNER TEN PINS                      D.R. POULIN  
 SPORTBOWLER OF THE YEAR      MATCH POINT CHAMPION

-----

D.R. Poulin Round . . . : Tom Brown                      Harry Paige  
 GTP Round . . . . . : Darrell Guertin                      Kerri Warren  
 Brunswick Round . . . :



**Average List of Regular Team Members**

Lane	True	Side	Side	Lane	True	Side	Side					
NxtWk Name	E-Av	Average	Gms	Pot	Pot	NxtWk Name	E-Av	True	Average	Gms	Pot	Pot
20	Thomas F. Brown	197	198.91	102	___	24	Yvon M. Leger	154	160.05	63	___	___
20	Justin A. Hart	194	195.90	99	___	17	Andrew M. Pogorzelski	167	159.50	54	___	___
21	Darrell J. Guertin	193	190.17	96	___	22	Nicholas Stasukelis	160	158.13	84	___	___
23	Michael S. Budwick	178	186.44	18	___	21	Gisela U. Dellmuth	152	156.11	105	___	___
22	Darryl E. Washington	186	183.90	90	___	17	Anthony J. O'Leary	149	155.85	48	___	___
19	Brian K. Manca	166	177.61	33	___	19	Justin W. Bergeron	159	154.00	48	___	___
18	Barry S. Meehan	183	175.77	96	___	19	Bryan M. Wilson	159	150.83	6	___	___
18	Thomas M. Clukay	181	175.17	78	___	18	Joseph P. Murphy IV	164	150.56	75	___	___
19	Paul A. Falk	167	172.72	81	___	17	Kerri A. Warren	148	149.58	105	___	___
20	Harry J. Paige	153	171.69	102	___	24	Terry G. Ouellette	147	149.29	72	___	___
17	Sam Parsons	156	170.56	105	___	23	James N. Boudreau	149	149.12	99	___	___
21	Donald E. Rahaim	165	168.09	99	___	24	Nick Lenz	134	145.76	75	___	___
22	Anthony S. Novak	163	165.72	102	___	23	Shaun Buckingham	141	145.00	6	___	___
19	Michael C. Wilson	165	165.33	99	___	24	Tonya J. Germain	134	144.18	87	___	___
23	Christopher D. Lovewell	161	165.29	93	___	23	Philip C. Celona	150	140.20	84	___	___

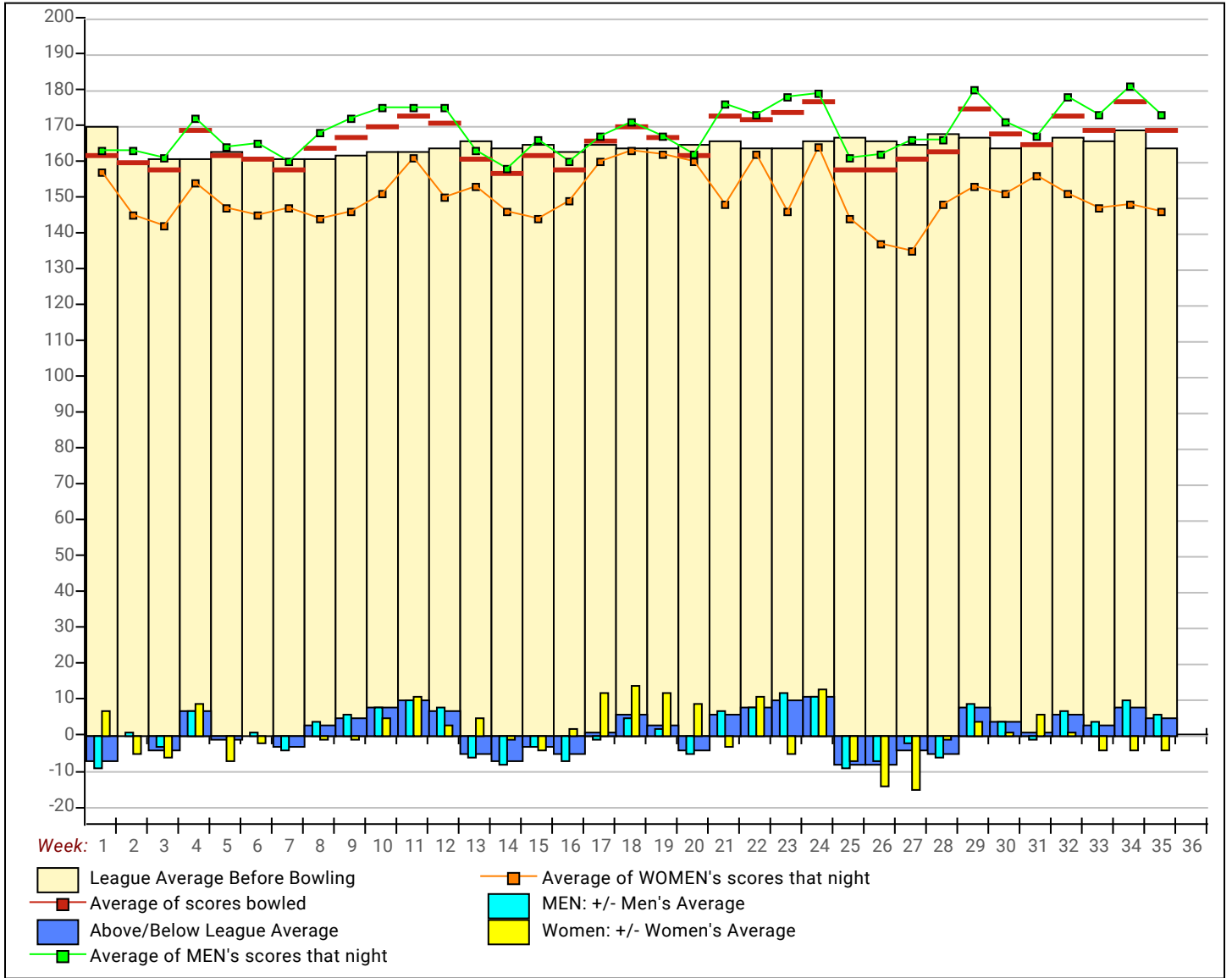
### Season High Scores

Team Scratch Game	Team Scratch Series	Team Handicap Game	Team Handicap Series
766 THC	1934 THC	825 THC	2164 Big SAK
688 GloboGym Purple Cobras	1773 All or Nothing	800 GloboGym Purple Cobras	2133 All or Nothing
645 All or Nothing	1737 GloboGym Purple Cobras	795 All or Nothing	2117 THC

*Men & Women*

Scratch Game	Scratch Series	Handicap Game	Handicap Series
299 Sam Parsons	777 Justin Hart	338 Sam Parsons	859 Sam Parsons
289 Justin Hart	742 Sam Parsons	305 Justin Hart	825 Justin Hart
280 Darryl Washington	710 Thomas Brown	304 Darryl Washington	786 Brian Manca
279 Darrell Guertin	705 Brian Manca	299 Harry Paige	768 Yvon Leger
268 Thomas Brown	688 Darryl Washington	298 Darrell Guertin	760 Darryl Washington


### League Average Week-by-Week



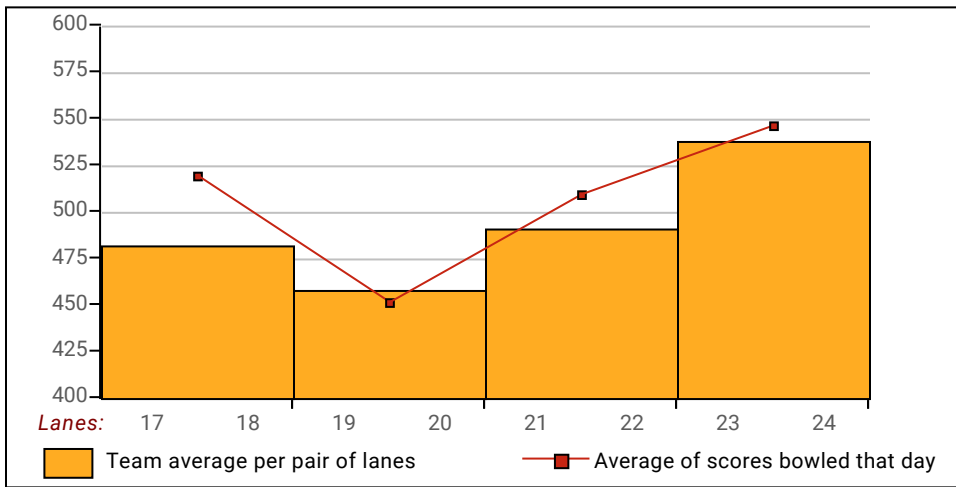
**This Week's Statistics**

	<u>Over All</u>	<u>Men</u>	<u>Women</u>
How many people bowled	24	20	4
Number of games bowled	72	60	12
Actual average of week's scores	168.93	173.47	146.25
How many games above average	37	34	3
How many games below average	34	25	9
Pins above/below average per game	5.10	6.77	-3.25
How many people raised average	14	13	1
by this amount	1.66	1.78	0.18
How many people went down	10	7	3
by this amount	-0.32	-0.36	-0.20
League average before bowling	164.29	167.17	149.90
League average after bowling	165.13	168.19	149.79
Change in league average	0.84	1.03	-0.11

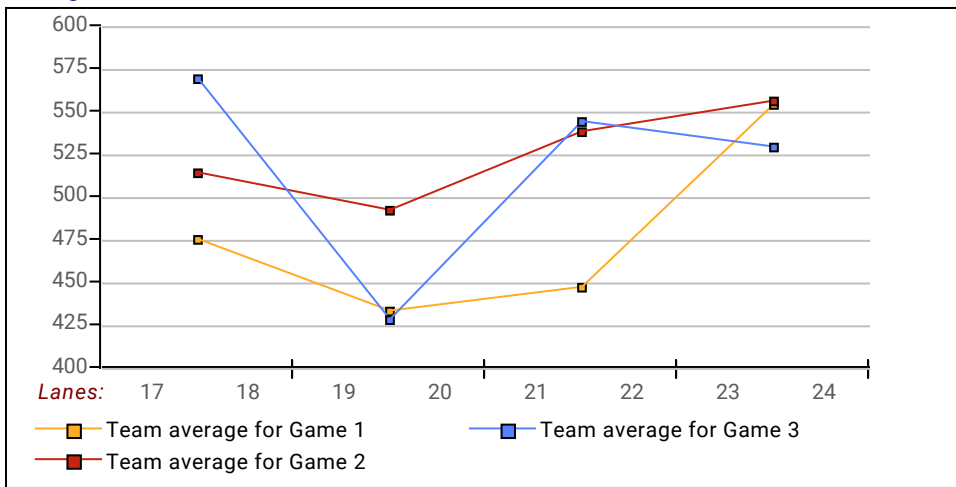
800s	--	--	--
775s	--	--	--
750s	--	--	--
725s	--	--	--
700s	--	--	--
675s	--	--	--
650s	--	--	--
625s	--	--	--
600s	1	1	--
575s	3	3	--
550s	3	3	--
525s	3	3	--
500s	2	2	--
475s	4	4	--
450s	3	2	1
425s	3	1	2
400s	1	--	1
below 400	1	1	--
300s	--	--	--
275s	--	--	--
250s	--	--	--
225s	2	2	--
200s	9	9	--
175s	19	18	1
150s	23	20	3
125s	15	8	7
100s	4	3	1
below 100	--	--	--



**Team Average vs Avg of Scores**



**Average of Scores for Each Game**



**Amount Over/Under Team Average**

