

Friday 1:00 pm

Inman's Bowling & Fun Center

Lanes 1 - 14

Secretary: Bob Scheid Treasurer: Mary LaRocque enmlarocque@comcast.net

View Standings on the Web

Visit LeagueSecretary.com - This league's ID number is 82987

Important Announcements

HOUSE JACKPOT: \$2 House Mystery, \$3 Strike It Ritch, \$5 Stay Clean
 =====
 SHOP BOWLING EQUIPMENT www.AboveALLBowling.com PROMO CODE: INMANS5
 *BOWL-OUTS Call ahead to schedule. Mon,Tues,Thurs 10a-5p or 9p-11p.
 Wed+Sat 10a-5p, Sun 12p-5p. Times Subject To Change Based on Business
 ===== U P C O M I N G T O U R N A M E N T S =====
www.ShaunsTournaments.com & www.Facebook.com/ShausTournaments
ADULTS WIN CASH & YOUTH WIN SCHOLARSHIP
 -King of the Hill Friday's Weekly Tournament 10:00pm May 24 - Aug. 16



Thanks for bowling! We hope you had a good time. See you next season!

Team Standings

Place	Lane	#	Team Name	Points Won	Points Lost	%Won	Scratch Pins	Pins + HDCP	Team Avg	High Game	HDCP Game	High Sers	HDCP Sers	Year-To-Date WON	Y-T-D LOST
1	14	7	Spare Time	169	69	71.0	53916	67191	538	647	782	1805	2138	169	69
2	10	14	The Old Guys	133	105	55.9	47426	65930	489	645	800	1571	2048	133	105
3	1	3	Just Us	130	108	54.6	48813	65808	466	700	789	1936	2203	130	108
4	9	1	SPARE NO ONE	127	111	53.4	54636	66294	538	635	766	1842	2181	127	111
5	6	6	Brothers 2	126	112	52.9	53570	66728	524	636	770	1781	2182	126	112
6	5	4	The Turkeys	122	116	51.3	48513	65811	476	602	769	1628	2132	122	116
7	2	11	Just For Fun	118	120	49.6	50491	65674	495	588	736	1606	2092	118	120
8	11	8	Three Amigos	118	120	49.6	45292	65032	440	559	722	1512	2033	118	120
9	7	2	Hot Chicks	113	125	47.5	45200	65078	433	591	728	1739	2084	113	125
10	13	12	Bowling Fanatics	108	130	45.4	55047	65796	541	637	746	1824	2097	108	130
11	8	9	Try - Hards	108	130	45.4	38653	65278	373	488	738	1285	2065	108	130
12	4	5	Alley Cats	104	134	43.7	39909	64368	408	519	749	1340	2030	104	134
13	3	10	Babes With Balls	104	134	43.7	43964	63173	445	530	727	1465	2039	104	134
14	12	13	Split Happens	86	152	36.1	47140	64978	455	607	725	1684	2081	86	152

Review of Last Week's Bowling....

Lanes	Team Name	HDCP -1-	HDCP -2-	HDCP -3-	HDCP Total	Last Wk WON	Team Name	HDCP -1-	HDCP -2-	HDCP -3-	HDCP Total	Last Wk WON
1-2	Spare Time	664	645	695	2004	7	Just Us	636	633	688	1957	0
3-4	The Old Guys	701	661	627	1989	5	SPARE NO ONE	636	592	681	1909	2
5-6	Brothers 2	621	653	662	1936	2	The Turkeys	658	688	608	1954	5
7-8	Three Amigos	591	703	578	1872	2	Just For Fun	638	568	676	1882	5
9-10	Hot Chicks	635	688	650	1973	3	Try - Hards	638	696	618	1952	4
11-12	Bowling Fanatics	615	666	681	1962	5	Alley Cats	667	613	638	1918	2
13-14	Babes With Balls	649	623	572	1844	2	Split Happens	654	612	618	1884	5

Individual High Averages

Men	Women
219.02 Art Cobbs	188.17 Sue Rogers
201.59 Speedy Gonzalez	163.62 Sandy Gonzalez
198.91 Don Ruth	162.74 Mary Volcsko
196.21 Bob Pica	157.73 Bonnie Antelek
191.84 Russ Huneryager	157.65 Jodi Blair
185.92 Larry Viers	149.73 Shirley Luchene
185.14 Ed De St. Jean	144.40 Penny Pica
184.14 Ken Kizer	136.90 Sue Fitzgerald
183.74 Brian Garner	131.65 Jan Fink
177.64 Terry Morse	126.70 Norma Mackenzie

Season High Scores

Team Scratch Game	Team Scratch Series	Team Handicap Game	Team Handicap Series
700 Just Us	1936 Just Us	800 The Old Guys	2203 Just Us
647 Spare Time	1842 SPARE NO ONE	789 Just Us	2182 Brothers 2
645 The Old Guys	1824 Bowling Fanatics	782 Spare Time	2181 SPARE NO ONE

Bowlers must have completed a minimum of 63 games to be eligible for any league award.

Season High Scores - Continued

	<u>Scratch Game</u>	<u>Scratch Series</u>	<u>Handicap Game</u>	<u>Handicap Series</u>
Men	297 Bob Pica	759 Art Cobbs	324 Bob Pica	826 Bob Pica
	290 Art Cobbs	745 Bob Pica	314 Brian Garner	808 Terry Morse
	279 Brian Garner	696 Speedy Gonzalez	312 Terry Morse	797 Rayjack Myers
	279 Speedy Gonzalez	692 Larry Viers	297 Dan Demmon	791 Larry Viers
	267 Terry Morse	684 Don Ruth	297 Speedy Gonzalez	790 Brian Garner
Women	248 Sue Rogers	630 Sue Rogers	281 Jodi Blair	759 Jodi Blair
	223 Jodi Blair	585 Jodi Blair	277 Sue Rogers	743 Penny Pica
	221 Sandy Gonzalez	572 Sandy Gonzalez	277 Penny Pica	725 Mary LaRocque
	213 Bonnie Antelek	553 Mary Volcsko	273 Sue Fitzgerald	725 Sandy Gonzalez
	212 Mary Volcsko	542 Bonnie Antelek	272 Sandy Gonzalez	725 Shirley Luchene

**Season Game Over Average
Game - Avg=Difference**

**Season Series over Average
Series - Avg=Difference**

Men	297 - 190=107	Bob Pica	745 - 570=175	Bob Pica
	279 - 181=98	Brian Garner	673 - 510=163	Terry Morse
	267 - 170=97	Terry Morse	662 - 507=155	Rayjack Myers
Women	223 - 155=68	Jodi Blair	585 - 465=120	Jodi Blair
	209 - 144=65	Penny Pica	539 - 432=107	Penny Pica
	184 - 121=63	Sue Fitzgerald	482 - 390=92	Mary LaRocque

Last Week's Top Scores

<u>Team Scratch Game</u>	<u>Team Scratch Series</u>	<u>Team Handicap Game</u>	<u>Team Handicap Series</u>
586 Spare Time	1677 Spare Time	703 Three Amigos	2004 Spare Time
575 SPARE NO ONE	1644 Bowling Fanatics	701 The Old Guys	1989 The Old Guys
575 Bowling Fanatics	1591 SPARE NO ONE	696 Try - Hards	1973 Hot Chicks

	<u>Scratch Game</u>	<u>Scratch Series</u>	<u>Handicap Game</u>	<u>Handicap Series</u>
Men	258 Speedy Gonzalez	694 Art Cobbs	282 Pete Ballestero	734 Larry Viers
	245 Art Cobbs	644 Jim Daubenheyer	275 Speedy Gonzalez	710 Pete Ballestero
	237 Pete Ballestero	641 Larry Viers	269 Brian Garner	709 Ed De St. Jean
	236 Ed De St. Jean	616 Don Ruth	268 Ed De St. Jean	708 Brian Garner
	236 Brian Garner	613 Ed De St. Jean	266 Larry Viers	697 Art Cobbs
Women	213 Bonnie Antelek	524 Shirley Luchene	269 Bonnie Antelek	716 Shirley Luchene
	191 Shirley Luchene	517 Sue Rogers	255 Shirley Luchene	661 Bonnie Antelek
	190 Cheryl Hartwig	509 Cheryl Hartwig	239 Cheryl Hartwig	656 Cheryl Hartwig
	184 Sue Rogers	493 Bonnie Antelek	232 Ellen Jensen	651 Mary LaRocque
	167 Mary Volcsko	469 Sandy Gonzalez	230 Mary LaRocque	650 Penny Pica

**Weekly Game Over Average
Game - Avg=Difference**

**Weekly Series over Average
Series - Avg=Difference**

Men	237 - 169=68	Pete Ballestero	641 - 555=86	Larry Viers
	258 - 201=57	Speedy Gonzalez	575 - 507=68	Pete Ballestero
	236 - 183=53	Brian Garner	613 - 552=61	Ed De St. Jean
Women	213 - 157=56	Bonnie Antelek	524 - 444=80	Shirley Luchene
	191 - 148=43	Shirley Luchene	369 - 345=24	Mary LaRocque
	190 - 165=25	Cheryl Hartwig	493 - 471=22	Bonnie Antelek

Most Improved Average

Men	173 to 184.14 = +11.14 Ken Kizer	166 to 176.47 = +10.47 Rayjack Myers	168 to 177.64 = +9.64 Terry Morse
Women	134 to 149.73 = +15.73 Shirley Luchene	112 to 121.27 = +9.27 Ellen Jensen	82 to 90.62 = +8.62 Katherine Miltz

Team Rosters

Name	True		Pins	Gms	-1-	-2-	-3-	Total	HDCP Total	High Game	HDCP Game	High Sers	HDCP Sers	To Raise Avg +1	To Drop Avg -1	200's	600's	Most Improved	
	Average	HDCP																Avg	+/-
1 - SPARE NO ONE	Lane 9 HDCP=108 Avg=538																		
Terry Luchene	157.83	56	10890	69	126	147	183	456	621	215	277	594	774	486	413	4	--	151	+6.83
Terry Morse	177.64	38	17586	99	177	123	191	491	602	267	312	673	808	570	467	20	5	168	+9.64
Jim Daubenheyer	204.92	14	12910	63	227	216	201	644	686	247	262	701	755	620	553	41	11	206	-1.08
2 - Hot Chicks	Lane 7 HDCP=203 Avg=433																		
Ellen Jensen	121.27	89	10187	84	104	143	121	368	635	168	258	434	707	427	339	--	--	112	+9.27
Shirley Luchene	149.73	63	14374	96	172	191	161	524	716	204	268	533	725	476	376	1	--	134	+15.73
Sandy Gonzalez	163.62	51	15217	93	155	150	164	469	622	221	272	572	725	527	430	2	--	165	-1.38

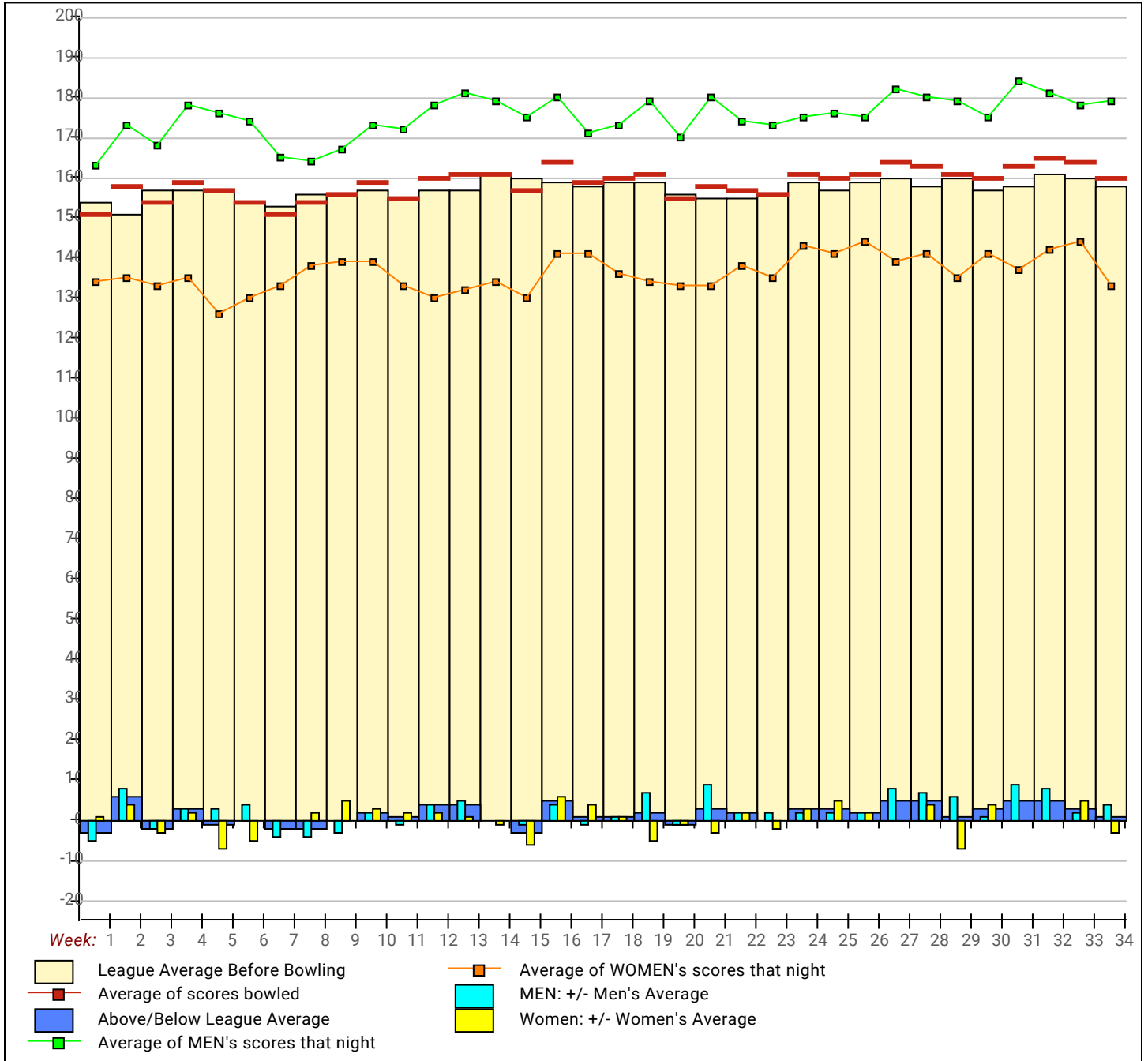
Name	True		Pins	Gms	-1-	-2-	-3-	Total	HDCP Total	High Game	HDCP Game	High Sers	HDCP Sers	To Raise Avg +1	To Drop Avg -1	200's	600's	Most Improved	
	Average	HDCP																Avg	+/-
3 - Just Us Lane 1 HDCP=173 Avg=466																			
Kathy Hobbs	116.88	93	9467	81	117	122	85	324	600	163	258	424	706	361	276	--	--	130	-13.12
Tim Wierschke	167.36	47	13054	78	151	162	195	508	649	218	268	564	710	554	472	7	--	176	-8.64
Brian Garner	183.74	33	16537	90	196	177	236	609	708	279	314	679	790	575	481	21	6	179	+4.74
4 - The Turkeys Lane 5 HDCP=164 Avg=476																			
Sue Fitzgerald	136.90	75	13964	102	148	146	124	418	643	184	273	487	712	421	315	--	--	137	-0.10
Penny Pica	144.40	68	13862	96	160	152	134	446	650	209	277	539	743	493	393	1	--	136	+8.40
Bob Pica	196.21	21	18836	96	186	226	186	598	661	297	324	745	826	667	567	39	10	192	+4.21
5 - Alley Cats Lane 4 HDCP=225 Avg=408																			
Don Spratley	174.90	41	12593	72	198	178	165	541	664	230	278	606	753	532	456	11	1	173	+1.90
Mary LaRocque	115.52	94	10628	92	111	122	136	369	651	185	266	482	725	392	296	--	--	124	-8.48
Margy Boyce	119.43	90	9674	81	133	88	112	333	603	165	256	425	687	406	321	--	--	117	+2.43
6 - Brothers 2 Lane 6 HDCP=121 Avg=524																			
John Walters	157.95	56	15637	99	166	129	153	448	613	208	281	543	759	479	376	4	--	155	+2.95
Rayjack Myers	176.47	39	17471	99	153	215	189	557	674	233	274	662	797	583	480	22	3	166	+10.47
Russ Huneryager	191.84	26	18992	99	182	189	200	571	649	256	289	681	771	592	489	40	10	192	-0.16
7 - Spare Time Lane 14 HDCP=108 Avg=538																			
Ed De St. Jean	185.14	31	18329	99	173	204	236	613	709	236	271	664	763	643	540	35	7	176	+9.14
Bob Scheid	169.69	45	16799	99	189	160	165	514	649	244	293	585	734	541	438	13	--	168	+1.69
Ken Kizer	184.14	32	14915	81	193	172	185	550	646	233	278	617	733	625	540	19	1	173	+11.14
Janice Scheid	148.03	64	4441	30				0	0	183	246	517	712	476	442	--	--	145	+3.03
8 - Three Amigos Lane 11 HDCP=197 Avg=440																			
Norma Mackenzie	126.70	84	11783	93	127	128	128	383	635	174	260	460	715	409	312	--	--	135	-8.30
Chris A. McCord	113.94	96	9571	84	90	121	82	293	578	156	251	417	705	347	259	--	--	115	-1.06
Speedy Gonzalez	201.59	17	18748	93	178	258	172	608	659	279	297	696	755	644	547	53	18	205	-3.41
9 - Try - Hards Lane 8 HDCP=257 Avg=373																			
Katherine Miltz	90.62	117	9243	102	68	103	71	242	593	132	249	323	674	312	206	--	--	82	+8.62
Cathie Marcinski	98.30	109	8257	84	118	101	79	298	625	149	266	346	685	356	268	--	--	101	-2.70
Larry Viers	185.92	31	18406	99	195	235	211	641	734	259	293	692	791	566	463	28	7	183	+2.92
10 - Babes With Balls Lane 3 HDCP=192 Avg=445																			
Bonnie Antelek	157.73	56	14196	90	213	137	143	493	661	213	269	542	722	498	404	3	--	153	+4.73
Jodi Blair	157.65	56	9932	63	a147	a147	a147	441	609	223	281	585	759	496	429	4	--	166	-8.35
Jan Fink	131.65	80	11059	84	98	148	91	337	574	186	266	468	711	425	337	--	--	131	+0.65
11 - Just For Fun Lane 2 HDCP=147 Avg=495																			
Curt Hill	141.01	71	12268	87	150	96	132	378	591	192	259	494	698	512	421	--	--	140	+1.01
David Corneil	156.65	57	15038	96	140	144	163	447	618	211	277	551	737	505	405	6	--	155	+1.65
Don Ruth	198.91	19	19095	96	201	181	234	616	673	257	274	684	747	606	506	47	19	195	+3.91
12 - Bowling Fanatics Lane 13 HDCP=106 Avg=541																			
Mary Volcsko	162.74	52	15623	96	167	155	141	463	616	212	265	553	712	514	414	5	--	165	-2.26
Jim Volcsko Sr	160.74	54	15913	99	137	160	190	487	649	227	269	639	765	509	406	6	1	160	+0.74
Art Cobbs	219.02	0	21026	96	205	245	244	694	697	290	292	759	768	754	654	76	29	218	+1.02
13 - Split Happens Lane 12 HDCP=183 Avg=455																			
Bill Utley	156.07	57	9520	61	a146	a146	a146	438	609	200	258	502	673	528	463	1	--	147	+9.07
Sue M. Rogers	188.17	28	15806	84	176	184	157	517	601	248	277	630	719	637	549	27	7	187	+1.17
Rob Rogers	111.58	98	6695	60	148	98	131	377	674	148	247	396	684	361	297	--	--	109	+2.58
14 - The Old Guys Lane 10 HDCP=153 Avg=489																			
Pete Ballestero	170.60	45	17401	102	237	180	158	575	710	245	295	599	746	554	448	11	--	163	+7.60
Dan Demmon	154.28	59	12497	81	141	179	126	446	623	237	297	526	742	523	438	3	--	153	+1.28
Cheryl Hartwig	165.82	49	7462	45	170	149	190	509	656	248	296	566	717	506	457	3	--		

Temporary Substitutes

Name	True		Pins	Gms	-1-	-2-	-3-	Total	HDCP Total	High Game	HDCP Game	High Sers	HDCP Sers	To Raise Avg +1	To Drop Avg -1	200's	600's	Most Improved	
	Average	HDCP																Avg	+/-
Karen M. Bates	141.83	71	4255	30				0	0	212	277	485	695	431	397	1	--	141	+0.83
James Delgado	147.83	65	1774	12				0	0	187	231	540	648	446	430	--	--		
Melody Delgado	132.33	79	397	3				0	0	145	224	397	634	401	394	--	--		
Ruth Eskilson	131.42	80	4337	33				0	0	212	296	507	759	415	378	1	--	140	-8.58
Dan Fitzgerald	145.53	67	4366	30				0	0	195	267	473	682	452	418	--	--	147	-1.47
Brian Flynn	193.46	24	4643	24				0	0	240	273	677	767	595	567	10	2	198	-4.54
Carol Horner	137.28	74	2471	18				0	0	183	272	457	724	427	405	--	--		
Harry Horner	148.50	64	3564	24				0	0	190	241	490	643	459	431	--	--		
Cindy Huneryager		90	0	0				0	0	0		0				--	--		
Jim Jaske	122.27	88	1834	15				0	0	166	254	401	674	380	361	--	--		
Sue Jensen		90	0	0				0	0	0		0				--	--		

Name	True		Pins	Gms	-1-	-2-	-3-	Total	HDCP	High	HDCP	High	HDCP	To Raise	To Drop	200's	600's	Most Improved	
	Average	HDCP							Total	Game	Game	Sers	Sers	Avg +1	Avg -1			Avg	+/-
Jim Mink Sr	162.14	52	3405	21				0	0	208	262	525	687	507	482	1	--		
Kay Olson		78	0	0				0	0	0		0				--	--	133	
Tim S. Olson	182.17	34	2186	12				0	0	224	287	598	787	559	543	2	--	149	+33.17
Cheryl Rutkowski	147.00	65	441	3				0	0	160	225	441	636	447	440	--	--		
John Stephens	174.96	41	4199	24				0	0	235	282	663	804	526	498	6	1	167	+7.96
Tracy Tomak	182.42	34	2189	12				0	0	222	267	633	768	556	540	3	1		
Rick Watts	151.25	62	1815	12				0	0	197	256	471	651	465	449	--	--		
Ziggy Zaragoza	221.86	0	7987	36				0	0	277	277	741	744	671	631	32	12	230	-8.14

League Average Week-by-Week



Important Messages

HOUSE MYSTERY POT: \$2.00 to Enter, Covers Games 1 & 2 ONLY
 Circle The Number Next To Your Name and Drop Your \$2 In The Bucket

Alphabetical List of All Members of This League

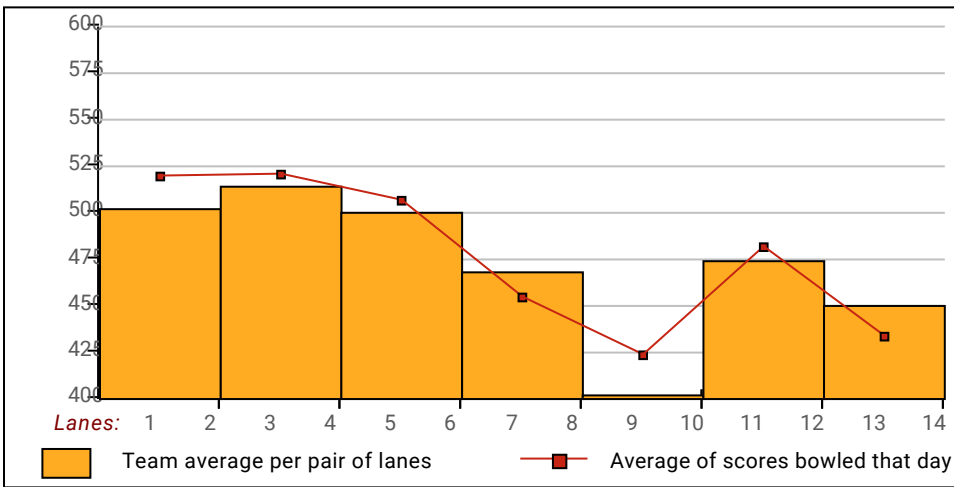
				True				Lane				True			
	NxtWk	Team	Name	Average	Pins	Gms	HDCP	NxtWk	Team	Name	Average	Pins	Gms	HDCP	
1	3	10	Antelek, Bonnie	157.73	14196	90	56	32	4	5	LaRocque, Mary	115.52	10628	92	94
2	10	14	Ballestero, Pete	170.60	17401	102	45	33	7	2	Luchene, Shirley	149.73	14374	96	63
3		0	Bates, Karen M.	141.83	4255	30	71	34	9	1	Luchene, Terry	157.83	10890	69	56
4	3	10	Blair, Jodi	157.65	9932	63	56	35	11	8	Mackenzie, Norma	126.70	11783	93	84
5	4	5	Boyce, Margy	119.43	9674	81	90	36	8	9	Marcinski, Cathie	98.30	8257	84	109
6	13	12	Cobbs, Art	219.02	21026	96	0	37	11	8	McCord, Chris A.	113.94	9571	84	96
7	2	11	Corneil, David	156.65	15038	96	57	38	8	9	Miltz, Katherine	90.62	9243	102	117
8	9	1	Daubenhey, Jim	204.92	12910	63	14	39		0	Mink Sr, Jim	162.14	3405	21	52
9	14	7	De St. Jean, Ed	185.14	18329	99	31	40	9	1	Morse, Terry	177.64	17586	99	38
10		0	Delgado, James	147.83	1774	12	65	41	6	6	Myers, Rayjack	176.47	17471	99	39
11		0	Delgado, Melody	132.33	397	3	79	42		0	Olson, Kay		0	0	78
12	10	14	Demmon, Dan	154.28	12497	81	59	43		0	Olson, Tim S.	182.17	2186	12	34
13		0	Eskilson, Ruth	131.42	4337	33	80	44	5	4	Pica, Penny	144.40	13862	96	68
14	3	10	Fink, Jan	131.65	11059	84	80	45	5	4	Pica, Bob	196.21	18836	96	21
15		0	Fitzgerald, Dan	145.53	4366	30	67	46	12	13	Rogers, Rob	111.58	6695	60	98
16	5	4	Fitzgerald, Sue	136.90	13964	102	75	47	12	13	Rogers, Sue M.	188.17	15806	84	28
17		0	Flynn, Brian	193.46	4643	24	24	48	2	11	Ruth, Don	198.91	19095	96	19
18	1	3	Garner, Brian	183.74	16537	90	33	49		0	Rutkowski, Cheryl	147.00	441	3	65
19	7	2	Gonzalez, Sandy	163.62	15217	93	51	50	14	7	Scheid, Bob	169.69	16799	99	45
20	11	8	Gonzalez, Speedy	201.59	18748	93	17	51	14	7	Scheid, Janice	148.03	4441	30	64
21	10	14	Hartwig, Cheryl	165.82	7462	45	49	52	4	5	Spratley, Don	174.90	12593	72	41
22	2	11	Hill, Curt	141.01	12268	87	71	53		0	Stephens, John	174.96	4199	24	41
23	1	3	Hobbs, Kathy	116.88	9467	81	93	54		0	Tomak, Tracy	182.42	2189	12	34
24		0	Horner, Carol	137.28	2471	18	74	55	12	13	Utley, Bill	156.07	9520	61	57
25		0	Horner, Harry	148.50	3564	24	64	56	8	9	Viers, Larry	185.92	18406	99	31
26		0	Huneryager, Cindy		0	0	90	57	13	12	Volcsko Sr, Jim	160.74	15913	99	54
27	6	6	Huneryager, Russ	191.84	18992	99	26	58	13	12	Volcsko, Mary	162.74	15623	96	52
28		0	Jaske, Jim	122.27	1834	15	88	59	6	6	Walters, John	157.95	15637	99	56
29	7	2	Jensen, Ellen	121.27	10187	84	89	60		0	Watts, Rick	151.25	1815	12	62
30		0	Jensen, Sue		0	0	90	61	1	3	Wierschke, Tim	167.36	13054	78	47
31	14	7	Kizer, Ken	184.14	14915	81	32	62		0	Zaragoza, Ziggy	221.86	7987	36	0

Men & Women, Left & Right Handed Statistics

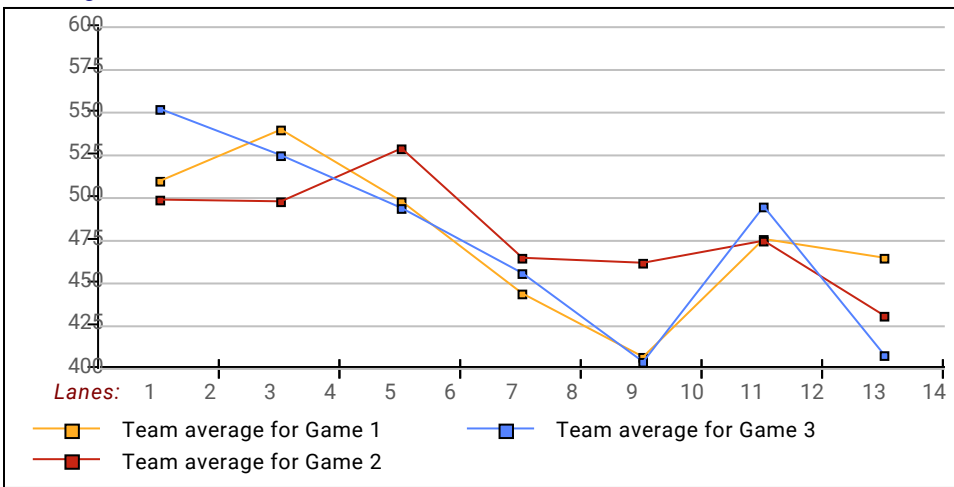
Unless designated left handed, bowlers are considered right handed.

	<u>Over All</u>	<u>M-Rt</u>	<u>M-Left</u>	<u>W-Rt</u>	<u>W-Left</u>
How many people bowled	40	22	1	17	0
Number of games bowled	120	66	3	51	0
Actual average of week's scores	159.63	179.21	180.33	133.06	0.00
How many games above average	60	33	2	25	0
How many games below average	57	32	1	24	0
Pins above/below average per game	1.88	4.67	6.33	-2.00	0.00
How many people raised average by this amount	24 0.31	14 0.37	1 0.24	9 0.21	-- 0.00
How many people went down by this amount	16 -0.34	8 -0.26	-- 0.00	8 -0.42	-- 0.00
League average before bowling	158.24	175.00	174.67	135.58	0.00
League average after bowling	158.29	175.15	174.90	135.50	0.00
Change in league average	0.05	0.14	0.24	-0.09	0.00
800s	--	--	--	--	--
775s	--	--	--	--	--
750s	--	--	--	--	--
725s	--	--	--	--	--
700s	--	--	--	--	--
675s	1	1	--	--	--
650s	--	--	--	--	--
625s	2	2	--	--	--
600s	4	4	--	--	--
575s	2	2	--	--	--
550s	3	3	--	--	--
525s	1	--	1	--	--
500s	5	2	--	3	--
475s	3	2	--	1	--
450s	3	1	--	2	--
425s	4	3	--	1	--
400s	1	--	--	1	--
below 400	11	2	--	9	--
300s	--	--	--	--	--
275s	--	--	--	--	--
250s	1	1	--	--	--
225s	9	9	--	--	--
200s	9	8	--	1	--
175s	26	20	2	4	--
150s	26	14	1	11	--
125s	25	11	--	14	--
100s	13	1	--	12	--
below 100	11	2	--	9	--

Team Average vs Avg of Scores



Average of Scores for Each Game



Amount Over/Under Team Average

