



Brunswick Sport Triples (2023-24)

Thursday 6:45 PM

4/18/2024 Week 34 of 36

Lanes 17 - 24

Gardner Ten Pins

USBC Certification: 718968 Lane Certification: 6743

[View Standings on the Web](#)

Visit LeagueSecretary.com - This league's ID number is 58792

View standings, bowler history, statistics and more. Also check out the Mobile App.

Visit bowl.com - This league's ID number is 2966




President: Michael Wilson cacw36@aol.com

Vice President: Darrell Guertin djguertin8@aol.com

Secretary/Treasurer: Thomas Clukay tclukay@gmail.com

ALL 36 WEEKS MUST BE PAID IN FULL TONIGHT!

Final team balances due are highlighted on your team envelopes.
Please ensure these amounts are PAID IN FULL in CASH tonight... NO EXCEPTIONS!
Thank you!



Team Standings

Place	Lane	#	Team Name	Pins + Team			1st Part		2nd Part		3rd Part		Year-To-Date	High	High	HDCP	HDCP
				HDCP	Avg	HDCP	WON	Place	WON	Place	WON	Place					
1	21	3	Big SAK	19018	474	139	123½	4	148½	1	134	1	406	606	1732	746	2164
2	17	7	GloboGym Purple Cobras	18726	499	117	83½	8	111	5	106	2	300½	688	1737	800	2073
3	24	8	Eight Balls	18264	513	103	151	2	126	3	105½	3	382½	633	1733	739	2051
4	23	5	THC	18669	564	58	146	3	103	6	101	4	350	766	1934	825	2117
5	19	1	Manca When?	18594	491	124	104½	5	123	4	100	5	327½	612	1723	723	2044
6	18	6	Wolfpac - 2	18365	500	115	91½	7	146	2	93½	6	331	574	1539	698	1974
7	22	2	All or Nothing	18484	505	111	157	1	99½	8	90	7	346½	645	1773	795	2133
8	20	4	French Leprechauns	18036	439	170	103	6	103	7	70	8	276	554	1529	715	2012

Review of Last Week's Bowling.....

Lanes	Team Name	HDCP -1-	HDCP -2-	HDCP -3-	HDCP Total	Last Wk WON	Team Name	HDCP -1-	HDCP -2-	HDCP -3-	HDCP Total	Last Wk WON
17-18	All or Nothing	664	653	621	1938	4	<---> THC	747	678	643	2068	16
19-20	Eight Balls	650	616	699	1965	15	<---> Big SAK	597	620	617	1834	5
21-22	Manca When?	597	675	681	1953	10	<---> GloboGym Purple Cob	598	677	603	1878	10
23-24	Wolfpac - 2	641	601	635	1877	11	<---> French Leprechauns	646	585	634	1865	9

Lane Assignments

17-18 19-20 21-22 23-24
 Wk35 04/25 7- 6 1- 4 3- 2 5- 8
 Wk36 05/02 Position Round- Start Lane - 17

BRUNSWICK ROUND - OIL PATTERNS

BLOCK	START/END DATES	PATTERN	LEN	VOL	RATIO
02/15/2024-03/07/2024	2010 EBT Istanbul Open	37'	27.10	2.05	
03/14/2024-04/04/2024	2021 USBC JG Qual U12-U15	45'	22.55	2.71	
04/11/2024-05/02/2024	2009 EBT Istanbul Open	41'	28.65	2.23	

Team Rosters

Name	Bowling Hand	Pins Gms		True Average		Avg HDCP		225's	250's	275's	600's	650's	700's	High Game	High Sers	HDCP Game	HDCP Sers	
1 - Manca When? Lane 19																		
Wilson, Michael C.	R	15883	96	165.45	165	40	1	--	--	--	--	--	--	227	584	268	713	
Bergeron, Justin W.	R	6942	45	154.27	154	50	--	--	--	--	--	--	--	200	514	251	670	
Falk, Paul A.	R	13990	81	172.72	172	34	2	--	--	1	--	--	--	232	633	270	741	
Manca, Brian K.	R	5861	33	177.61	177	29	2	1	--	--	--	1	254	705	281	786		
Wilson, Bryan M.	R	905	6	150.83	bk159	45	--	--	--	--	--	--	--	200	476	245	611	
2 - All or Nothing Lane 22																		
Novak, Anthony S.	R	16365	99	165.30	165	40	1	--	--	--	--	--	--	225	597	271	729	
Stasukelis, Nicholas	R	12713	81	156.95	156	48	1	--	--	--	--	--	--	231	551	279	695	
Washington, Darryl E.	R	16037	87	184.33	184	23	5	1	1	3	2	--	280	688	304	760		
3 - Big SAK Lane 21																		
Warren, Kerri A.	R	15296	102	149.96	149	54	--	--	--	--	--	--	--	204	520	264	685	
Parsons, Sam	R	17373	102	170.32	170	36	3	2	1	--	--	1	299	742	338	859		
O'Leary, Anthony J.	R	7481	48	155.85	155	49	1	--	--	--	--	--	244	559	297	727		
Pogorzelski, Andrew M.	R	8123	51	159.27	159	45	1	--	--	--	--	--	245	571	295	715		
4 - French Leprechauns Lane 20																		
Ouellette, Terry G.	R	10309	69	149.41	149	54	--	--	--	--	--	--	--	203	535	256	698	
Lenz, Gunter N.	R	10566	72	146.75	146	57	--	--	--	--	--	--	--	212	550	272	730	
Germain, Tonya J.		12096	84	144.00	144	59	--	--	--	--	--	--	--	211	562	277	742	
Leger, Yvon M.	R	10083	63	160.05	160	45	1	--	--	1	--	--	231	630	279	768		
5 - THC Lane 23																		
Brown, Thomas F.	R	19736	99	199.35	199	9	19	4	--	10	3	3	268	710	278	743		
Paige, Harry J.	R	16914	99	170.85	170	36	3	1	--	1	--	--	265	607	299	715		
Hart, Justin A.	R	18803	96	195.86	195	13	13	4	1	9	4	1	289	777	305	825		
6 - Wolfpac - 2 Lane 18																		
Boudreau, James N.	R	14763	99	149.12	149	54	--	--	--	--	--	--	193	517	248	684		
Lovewell, Christopher D.	R	14880	90	165.33	165	40	1	--	--	--	--	--	228	582	269	705		
Budwick, Michael S.	L	3356	18	186.44	186	21	1	--	--	--	--	--	236	580	258	664		
Celona, Philip C.	L	11329	81	139.86	139	63	--	--	--	--	--	--	189	478	251	667		
Buckingham, Shaun	R	396	3	132.00	bk141	62	--	--	--	--	--	--	140	396	202	582		
7 - GloboGym Purple Cobras Lane 17																		
Murphy IV, Joseph P.	R	11292	75	150.56	150	54	--	--	--	--	--	--	215	538	256	700		
Clukay, Thomas M.	L	13096	75	174.61	174	32	4	--	--	3	--	--	237	632	271	740		
Meehan, Barry S.	L	16874	96	175.77	175	31	4	2	--	--	--	--	258	593	289	704		
8 - Eight Balls Lane 24																		
Dellmuth, Gisela U.	R	15935	102	156.23	156	48	--	--	--	--	--	--	214	548	263	695		
Rahaim, Donald E.	R	16162	96	168.35	168	37	1	--	--	--	--	--	235	581	271	695		
Guertin, Darrell J.	R	17654	93	189.83	189	18	6	1	1	3	2	--	279	680	298	737		

Temporary Substitutes

Name	Pins	Gms	Avg HDCP		Name	Pins	Gms	Avg HDCP	
Samantha S. Bergeron	0	0	0	0	Amber R. Meehan	0	0	0	0
Eugene R. Bouchard	2032	12	169	36	Eric J. Page	0	0	bk173	33
Yvonne L. Breen	0	0	0	0	Jennifer B. Paige	0	0	bk94	104
Wayne L. Brown Jr	479	3	bk155	49	Tommy L. Pelham	1094	6	bk176	30
Jack D. Budzinski	0	0	0	0	Alan J. Provencher	0	0	0	0
Joey Budzinski	0	0	0	0	Nate F. Purches	0	0	0	0
Tommy Budzinski Jr	0	0	0	0	Robert M. Rahaim	0	0	bk174	32
Shawn K. Case	0	0	0	0	Matthew M. Rivard	3722	21	177	29
Stephen P. Cloutier	4244	24	176	30	Edward A. Schultz	0	0	bk150	54
Eric R. Cormier	0	0	bk159	45	Krysta L. Schultz	0	0	bk163	42
Kelly J. Falk	0	0	0	0	Kyle P. Schultz	0	0	bk172	34
Ray J. Fors	0	0	0	0	Douglas A. Stasukelis	2029	12	169	36
Gary E. Freeman	7599	48	158	46	Paula R. Stasukelis	2164	15	144	59
Eric A. Frost	534	3	bk190	18	Paul Tassoni	0	0	0	0
Sarah E. Gill	0	0	0	0	Sean M. Thieme	3344	18	185	22
Cherie L. Haley	0	0	0	0	Corey D. Umbrello	0	0	0	0
Nicholas B. Jouki	0	0	0	0	Meghan Umbrello	0	0	bk155	49
Paul J. Kampersal	0	0	0	0	Peter B. Werner	0	0	0	0
Sean P. Kilburn	1145	6	bk206	3	Daniel E. White	455	3	bk160	45
Renee A. LeBlanc	0	0	0	0	Thomas W. Woodward	0	0	0	0



BONUS CASH & PRIZES PAID TO DATE: \$5,941.79 !! #ComeGetchaSome

All progressive jackpot entrants are responsible for keeping track of their strikes/scores. Winners must turn in a printed copy of their scores at the end of the night for verification purposes. Printouts are available at the front desk.

New progressive jackpot total : \$ 1,529.21
 Strikes in ALL required frames pays 70% . . . : \$ 1,070.45
 2nd chance payout (1 missed strike) pays 15% . : \$ 229.38

MYSTERY SCORE JACKPOT: \$185

Last week's mystery score : 108
 Winner(s) : None

2023-24 MONEY LEADERS (CASH & PRIZES):

- 1. Justin Hart : \$ 943.17
- 2. Sam Parsons : \$ 671.21
- 3. Tom Clukay : \$ 488.41
- 4.*Leslie Voyer : \$ 400.00
- 5. Tom Brown : \$ 385.00

* Not a league member

Last Week's Top Scores

Team Scratch Game	Team Scratch Series	Team Handicap Game	Team Handicap Series
688 THC	1891 THC	747 THC	2068 THC
595 Eight Balls	1653 Eight Balls	699 Eight Balls	1965 Eight Balls
584 GloboGym Purple Cobras	1641 Manca When?	681 Manca When?	1953 Manca When?

Scratch Game	Scratch Series	Handicap Game	Handicap Series
244 Harry Paige	642 Thomas Brown	280 Harry Paige	715 Harry Paige
238 Darryl Washington	642 Justin Hart	262 Darryl Washington	703 Darryl Washington
230 Brian Manca	631 Darryl Washington	259 Brian Manca	702 Paul Falk



2023-24 \$100 CHALLENGE SERIES QUALIFIERS

GARDNER TEN PINS D.R. POULIN
 SPORTBOWLER OF THE YEAR MATCH POINT CHAMPION

D.R. Poulin Round . . . : Tom Brown Harry Paige
 GTP Round : Darrell Guertin Kerri Warren
 Brunswick Round . . . :



Average List of Regular Team Members

Lane	NxtWk Name	E-Av	True Average	Gms	Side Pot	Side Pot	Lane	NxtWk Name	E-Av	True Average	Gms	Side Pot	Side Pot
23	Thomas F. Brown	197	199.35	99	___	___	20	Yvon M. Leger	154	160.05	63	___	___
23	Justin A. Hart	194	195.86	96	___	___	21	Andrew M. Pogorzelski	167	159.27	51	___	___
24	Darrell J. Guertin	193	189.83	93	___	___	22	Nicholas Stasukelis	160	156.95	81	___	___
18	Michael S. Budwick	178	186.44	18	___	___	24	Gisela U. Dellmuth	152	156.23	102	___	___
22	Darryl E. Washington	186	184.33	87	___	___	21	Anthony J. O'Leary	149	155.85	48	___	___
19	Brian K. Manca	166	177.61	33	___	___	19	Justin W. Bergeron	159	154.27	45	___	___
17	Barry S. Meehan	183	175.77	96	___	___	19	Bryan M. Wilson	159	150.83	6	___	___
17	Thomas M. Clukay	181	174.61	75	___	___	17	Joseph P. Murphy IV	164	150.56	75	___	___
19	Paul A. Falk	167	172.72	81	___	___	21	Kerri A. Warren	148	149.96	102	___	___
23	Harry J. Paige	153	170.85	99	___	___	20	Terry G. Ouellette	147	149.41	69	___	___
21	Sam Parsons	156	170.32	102	___	___	18	James N. Boudreau	149	149.12	99	___	___
24	Donald E. Rahaim	165	168.35	96	___	___	20	Nick Lenz	134	146.75	72	___	___
19	Michael C. Wilson	165	165.45	96	___	___	20	Tonya J. Germain	134	144.00	84	___	___
18	Christopher D. Lovewell	161	165.33	90	___	___	18	Philip C. Celona	150	139.86	81	___	___
22	Anthony S. Novak	163	165.30	99	___	___	18	Shaun Buckingham	141	132.00	3	___	___

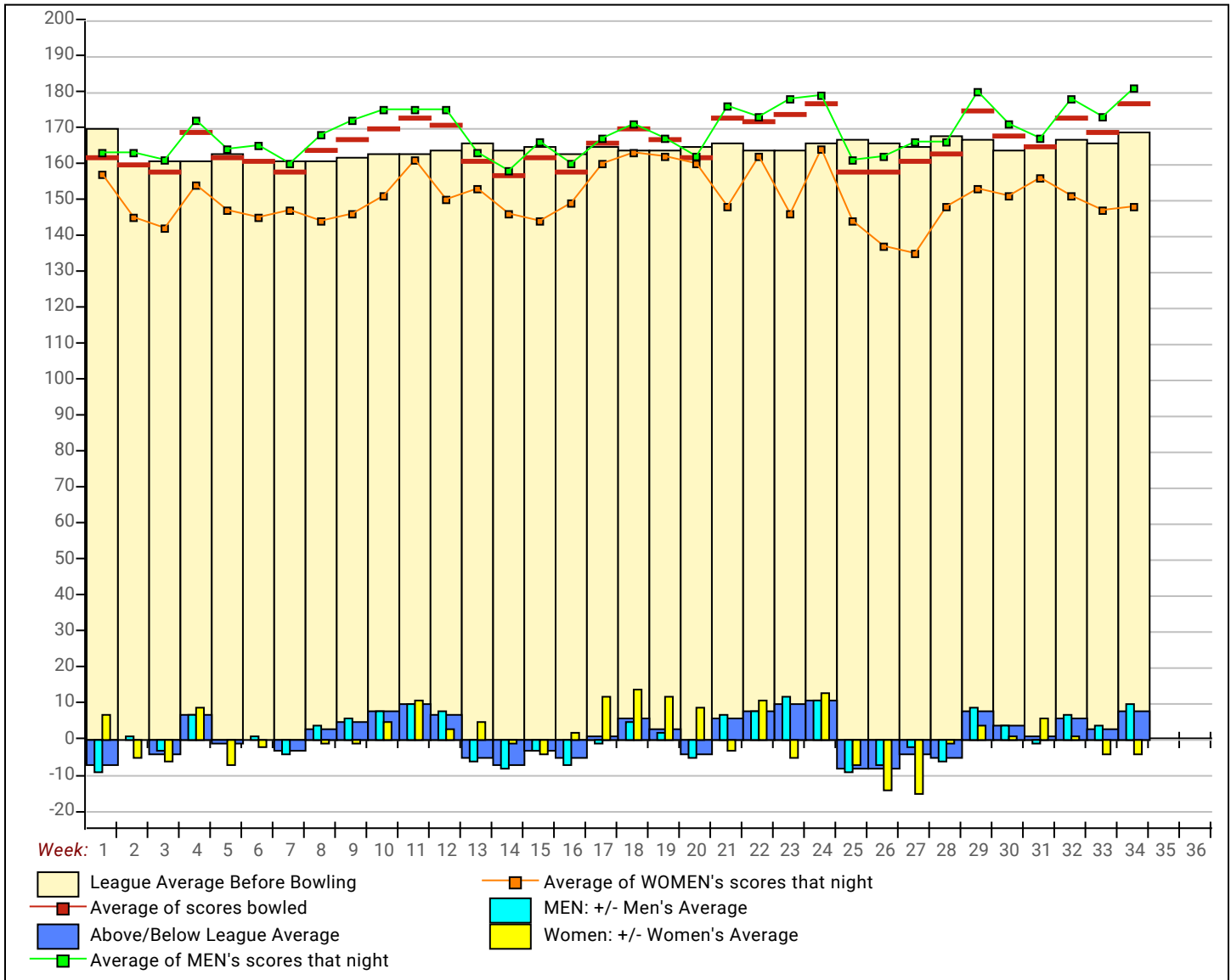
Season High Scores

Team Scratch Game	Team Scratch Series	Team Handicap Game	Team Handicap Series
766 THC	1934 THC	825 THC	2164 Big SAK
688 GloboGym Purple Cobras	1773 All or Nothing	800 GloboGym Purple Cobras	2133 All or Nothing
645 All or Nothing	1737 GloboGym Purple Cobras	795 All or Nothing	2117 THC

Men & Women

Scratch Game	Scratch Series	Handicap Game	Handicap Series
299 Sam Parsons	777 Justin Hart	338 Sam Parsons	859 Sam Parsons
289 Justin Hart	742 Sam Parsons	305 Justin Hart	825 Justin Hart
280 Darryl Washington	710 Thomas Brown	304 Darryl Washington	786 Brian Manca
279 Darrell Guertin	705 Brian Manca	299 Harry Paige	768 Yvon Leger
268 Thomas Brown	688 Darryl Washington	298 Darrell Guertin	760 Darryl Washington

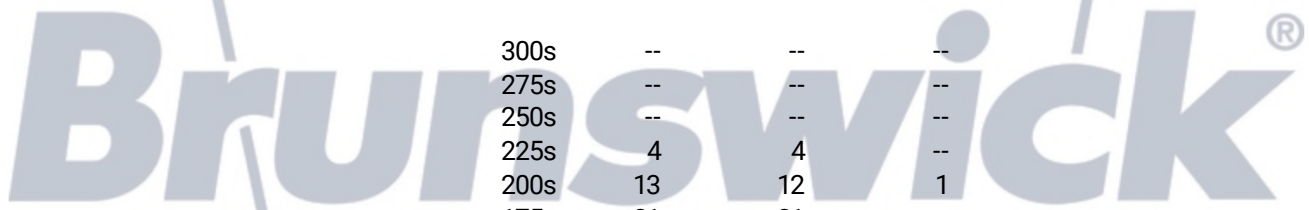
League Average Week-by-Week



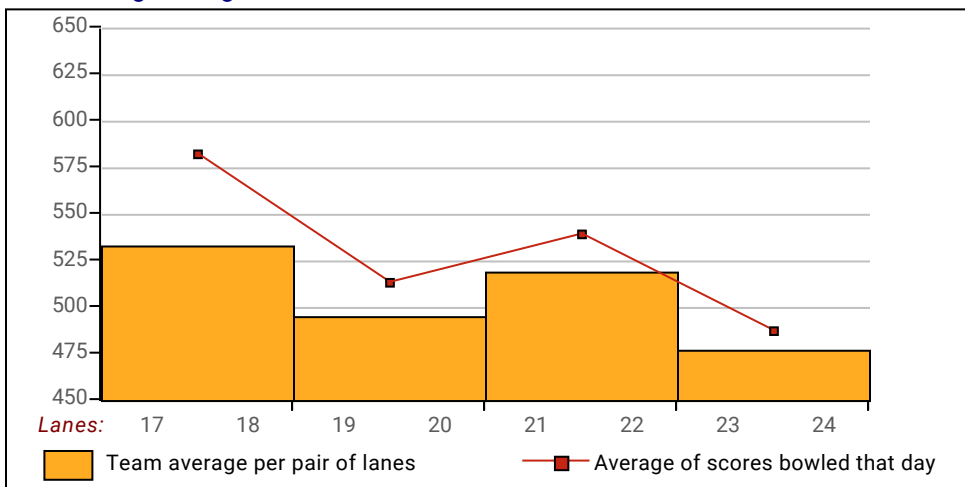
This Week's Statistics

	<u>Over All</u>	<u>Men</u>	<u>Women</u>
How many people bowled	24	21	3
Number of games bowled	72	63	9
Actual average of week's scores	176.96	181.13	147.78
How many games above average	41	38	3
How many games below average	27	21	6
Pins above/below average per game	8.25	10.03	-4.22
How many people raised average	18	17	1
by this amount	0.56	0.58	0.23
How many people went down	6	4	2
by this amount	-0.32	-0.28	-0.41
League average before bowling	169.12	171.56	152.06
League average after bowling	169.46	171.98	151.86
Change in league average	0.34	0.42	-0.19

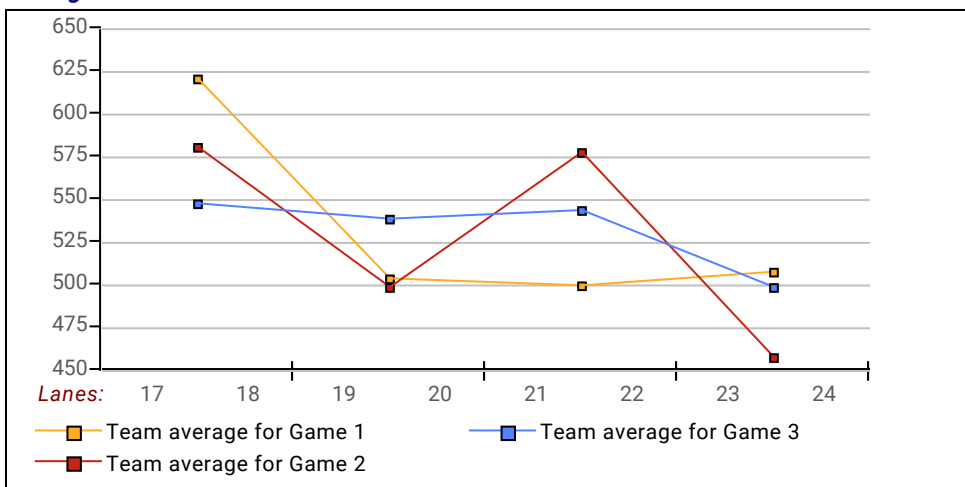
800s	--	--	--
775s	--	--	--
750s	--	--	--
725s	--	--	--
700s	--	--	--
675s	--	--	--
650s	--	--	--
625s	3	3	--
600s	1	1	--
575s	3	3	--
550s	3	3	--
525s	1	1	--
500s	4	4	--
475s	6	5	1
450s	1	1	--
425s	1	--	1
400s	1	--	1
below 400	--	--	--
300s	--	--	--
275s	--	--	--
250s	--	--	--
225s	4	4	--
200s	13	12	1
175s	21	21	--
150s	19	17	2
125s	13	9	4
100s	2	--	2
below 100	--	--	--



Team Average vs Avg of Scores



Average of Scores for Each Game



Amount Over/Under Team Average

