

Friday 1:00 pm

Inman's Bowling & Fun Center

Lanes 1 - 14

Secretary: Bob Scheid Treasurer: Mary LaRocque enmlarocque@comcast.net

View Standings on the Web

Visit LeagueSecretary.com - This league's ID number is 82987

Important Announcements

HOUSE JACKPOT: \$2 House Mystery, \$3 Strike It Ritch, \$5 Stay Clean
 =====
 SHOP BOWLING EQUIPMENT www.AboveALLBowling.com PROMO CODE: INMANS5
 *BOWL-OUTS Call ahead to schedule. Mon,Tues,Thurs 10a-5p or 9p-11p.
 Wed+Sat 10a-5p, Sun 12p-5p. Times Subject To Change Based on Business
 ===== U P C O M I N G T O U R N A M E N T S =====
www.ShaunsTournaments.com & www.Facebook.com/ShausTournaments
ADULTS WIN CASH & YOUTH WIN SCHOLARSHIP
 -King of the Hill Friday's Weekly Tournament 10:00pm May 24 - Aug. 16



Lane Assignments

Wk34 04/26 1-2 3-4 5-6 7-8 9-10 11-12 13-14
 7- 3 14- 1 6- 4 8-11 2- 9 12- 5 10- 13 Position Round- Start Lane - 1

Team Standings

Place	Lane	#	Team Name	Points Won	Points Lost	%Won	Scratch Pins	Pins + HDCP	Team Avg	High Game	HDCP Game	High Sers	HDCP Sers	Year-To-Date WON	Y-T-D LOST
1	1	7	Spare Time	162	69	70.1	52239	65187	537	647	782	1805	2138	162	69
2	2	3	Just Us	130	101	56.3	47372	63851	467	700	789	1936	2203	130	101
3	3	14	The Old Guys	128	103	55.4	45896	63941	488	645	800	1571	2048	128	103
4	4	1	SPARE NO ONE	125	106	54.1	53045	64385	540	635	766	1842	2181	125	106
5	5	6	Brothers 2	124	107	53.7	51994	64792	525	636	770	1781	2182	124	107
6	6	4	The Turkeys	117	114	50.6	47051	63857	476	602	769	1628	2132	117	114
7	7	8	Three Amigos	116	115	50.2	44008	63160	441	559	722	1512	2033	116	115
8	8	11	Just For Fun	113	118	48.9	49050	63792	495	588	736	1606	2092	113	118
9	9	2	Hot Chicks	110	121	47.6	43839	63105	432	591	728	1739	2084	110	121
10	10	9	Try - Hards	104	127	45.0	37472	63326	373	488	738	1285	2065	104	127
11	11	12	Bowling Fanatics	103	128	44.6	53403	63834	541	637	746	1824	2097	103	128
12	12	5	Alley Cats	102	129	44.2	38666	62450	408	519	749	1340	2030	102	129
13	13	10	Babes With Balls	102	129	44.2	42693	61329	446	530	727	1465	2039	102	129
14	14	13	Split Happens	81	150	35.1	45808	63094	454	607	725	1684	2081	81	150

Review of Last Week's Bowling.....

Lanes	Team Name	HDCP -1-	HDCP -2-	HDCP -3-	HDCP Total	Last Wk WON	Team Name	HDCP -1-	HDCP -2-	HDCP -3-	HDCP Total	Last Wk WON
1-2	Babes With Balls	659	683	610	1952	0	SPARE NO ONE	663	708	711	2082	7
3-4	Try - Hards	605	660	648	1913	5	Brothers 2	662	611	631	1904	2
5-6	Just Us	675	688	594	1957	2	Alley Cats	666	691	654	2011	5
7-8	Bowling Fanatics	607	618	675	1900	5	The Turkeys	631	599	621	1851	2
9-10	Split Happens	629	572	668	1869	2	Hot Chicks	645	665	635	1945	5
11-12	The Old Guys	675	646	666	1987	5	Spare Time	721	622	622	1965	2
13-14	Three Amigos	679	696	640	2015	3	Just For Fun	693	643	649	1985	4

Individual High Averages

Men	Women		
218.62	Art Cobbs	188.75	Sue Rogers
201.56	Speedy Gonzalez	163.87	Sandy Gonzalez
198.70	Don Ruth	163.01	Mary Volcsko
196.11	Bob Pica	157.65	Jodi Blair
191.89	Russ Huneryager	157.51	Bonnie Antelek
185.05	Larry Viers	148.92	Shirley Luchene
184.54	Ed De St. Jean	144.26	Penny Pica
184.17	Ken Kizer	136.83	Sue Fitzgerald
183.08	Brian Garner	132.37	Jan Fink
178.07	Terry Morse	126.67	Norma Mackenzie

Season High Scores

Team Scratch Game	Team Scratch Series	Team Handicap Game	Team Handicap Series
700 Just Us	1936 Just Us	800 The Old Guys	2203 Just Us
647 Spare Time	1842 SPARE NO ONE	789 Just Us	2182 Brothers 2
645 The Old Guys	1824 Bowling Fanatics	782 Spare Time	2181 SPARE NO ONE

Season High Scores - Continued

	<u>Scratch Game</u>	<u>Scratch Series</u>	<u>Handicap Game</u>	<u>Handicap Series</u>
Men	297 Bob Pica	759 Art Cobbs	324 Bob Pica	826 Bob Pica
	290 Art Cobbs	745 Bob Pica	314 Brian Garner	808 Terry Morse
	279 Brian Garner	696 Speedy Gonzalez	312 Terry Morse	797 Rayjack Myers
	279 Speedy Gonzalez	692 Larry Viers	297 Dan Demmon	791 Larry Viers
	267 Terry Morse	684 Don Ruth	297 Speedy Gonzalez	790 Brian Garner
Women	248 Sue Rogers	630 Sue Rogers	281 Jodi Blair	759 Jodi Blair
	223 Jodi Blair	585 Jodi Blair	277 Sue Rogers	743 Penny Pica
	221 Sandy Gonzalez	572 Sandy Gonzalez	277 Penny Pica	725 Mary LaRocque
	212 Mary Volcsko	553 Mary Volcsko	273 Sue Fitzgerald	725 Sandy Gonzalez
	209 Penny Pica	542 Bonnie Antelek	272 Sandy Gonzalez	725 Shirley Luchene

Season Game Over Average
Game - Avg=Difference

Season Series over Average
Series - Avg=Difference

Men	297 - 190=107	Bob Pica	745 - 570=175	Bob Pica
	279 - 181=98	Brian Garner	673 - 510=163	Terry Morse
	267 - 170=97	Terry Morse	662 - 507=155	Rayjack Myers
Women	223 - 155=68	Jodi Blair	585 - 465=120	Jodi Blair
	209 - 144=65	Penny Pica	539 - 432=107	Penny Pica
	184 - 121=63	Sue Fitzgerald	482 - 390=92	Mary LaRocque

Last Week's Top Scores

	<u>Team Scratch Game</u>	<u>Team Scratch Series</u>	<u>Team Handicap Game</u>	<u>Team Handicap Series</u>
	611 Spare Time	1758 SPARE NO ONE	721 Spare Time	2082 SPARE NO ONE
	603 SPARE NO ONE	1635 Spare Time	711 SPARE NO ONE	2015 Three Amigos
	569 Bowling Fanatics	1582 Bowling Fanatics	696 Three Amigos	2011 Alley Cats
	<u>Scratch Game</u>	<u>Scratch Series</u>	<u>Handicap Game</u>	<u>Handicap Series</u>
Men	290 Art Cobbs	725 Art Cobbs	297 Speedy Gonzalez	744 Speedy Gonzalez
	279 Speedy Gonzalez	690 Speedy Gonzalez	292 Art Cobbs	731 Art Cobbs
	247 Jim Daubenheyer	678 Jim Daubenheyer	263 Don Ruth	723 Jim Daubenheyer
	244 Don Ruth	621 Don Ruth	262 Jim Daubenheyer	707 Terry Luchene
	216 Ed De St. Jean	578 Ed De St. Jean	253 Tim Wierschke	693 Tim Wierschke
Women	248 Sue Rogers	630 Sue Rogers	277 Sue Rogers	717 Sue Rogers
	189 Bonnie Antelek	510 Cheryl Hartwig	258 Ellen Jensen	704 Ellen Jensen
	185 Jodi Blair	509 Jodi Blair	254 Margy Boyce	686 Margy Boyce
	178 Cheryl Hartwig	451 Bonnie Antelek	251 Chris McCord	681 Kathy Hobbs
	168 Ellen Jensen	450 Shirley Luchene	249 Katherine Miltz	677 Jodi Blair

Weekly Game Over Average
Game - Avg=Difference

Weekly Series over Average
Series - Avg=Difference

Men	279 - 200=79	Speedy Gonzalez	690 - 600=90	Speedy Gonzalez
	290 - 217=73	Art Cobbs	725 - 651=74	Art Cobbs
	244 - 198=46	Don Ruth	678 - 609=69	Jim Daubenheyer
Women	248 - 187=61	Sue Rogers	434 - 360=74	Ellen Jensen
	168 - 120=48	Ellen Jensen	630 - 561=69	Sue Rogers
	164 - 119=45	Margy Boyce	416 - 357=59	Margy Boyce

Most Improved Average

Men	173 to 184.17 = +11.17 Ken Kizer	166 to 176.19 = +10.19 Rayjack Myers	168 to 178.07 = +10.07 Terry Morse
Women	134 to 148.92 = +14.92 Shirley Luchene	112 to 121.22 = +9.22 Ellen Jensen	82 to 90.92 = +8.92 Katherine Miltz

Team Rosters

Name	True		HDCP							High		HDCP		To Raise		To Drop		Most Improved	
	Average	HDCP	Pins	Gms	-1-	-2-	-3-	Total	Total	Game	Game	Sers	Sers	Avg +1	Avg -1	200's	600's	Avg	+/-
1 - SPARE NO ONE	Lane 4 HDCP=106 Avg=540																		
Terry Luchene	158.09	55	10434	66	172	180	187	539	707	215	277	594	774	537	467	4	--	151	+7.09
Terry Morse	178.07	37	17095	96	168	204	169	541	652	267	312	673	808	626	526	20	5	168	+10.07
Jim Daubenheyer	204.43	14	12266	60	215	216	247	678	723	247	262	701	755	649	585	38	10	206	-1.57
2 - Hot Chicks	Lane 9 HDCP=204 Avg=432																		
Ellen Jensen	121.22	89	9819	81	142	168	124	434	704	168	258	434	707	429	344	--	--	112	+9.22
Shirley Luchene	148.92	64	13850	93	157	133	160	450	642	204	268	533	725	454	357	1	--	134	+14.92
Sandy Gonzalez	163.87	51	14748	90	142	160	147	449	599	221	272	572	725	504	410	2	--	165	-1.13

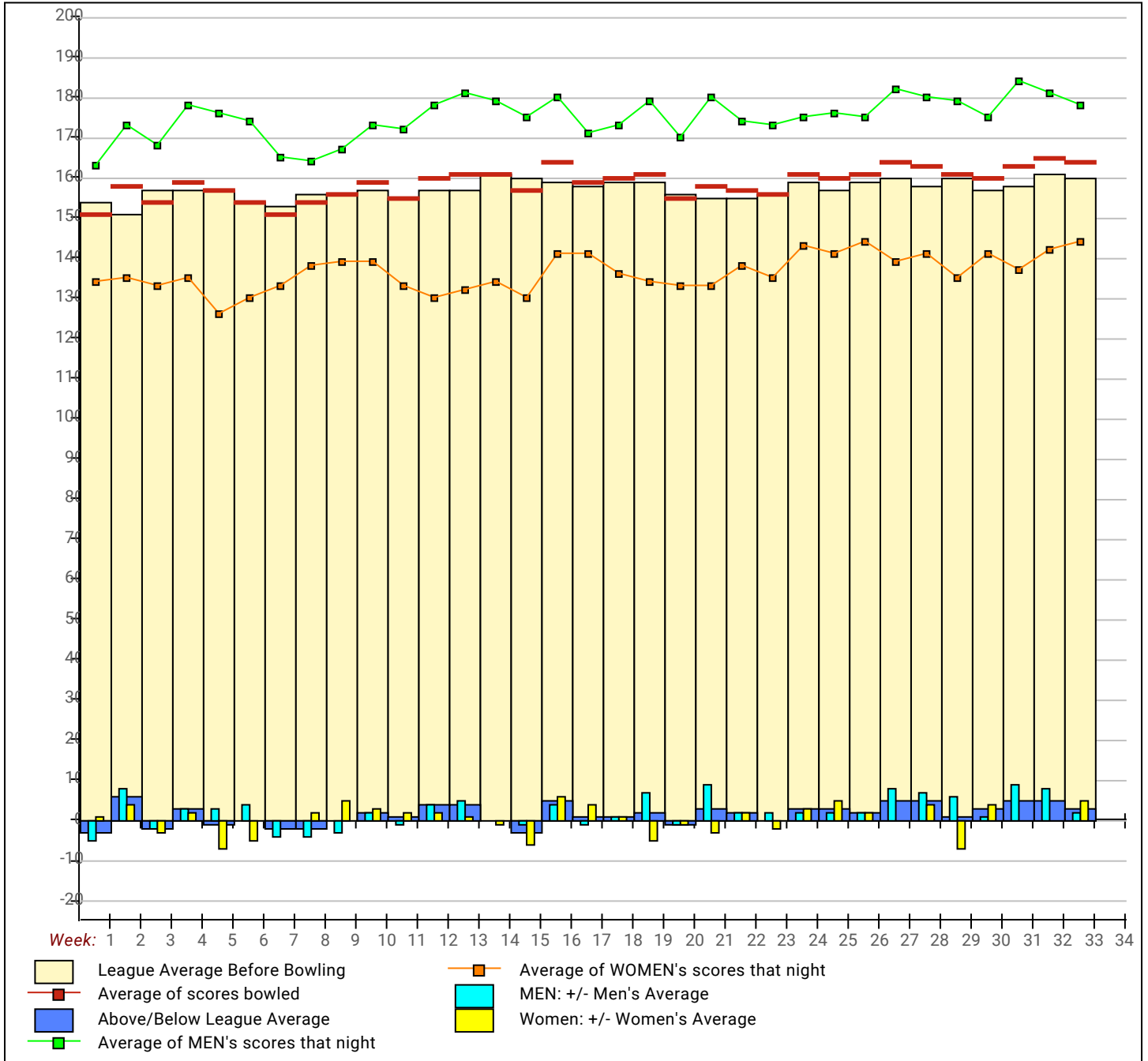
Name	True		Pins	Gms	-1-	-2-	-3-	Total	HDCP Total	High Game	HDCP Game	High Sers	HDCP Sers	To Raise Avg +1	To Drop Avg -1	200's	600's	Most Improved	
	Average	HDCP																Avg	+/-
3 - Just Us Lane 2 HDCP=172 Avg=467																			
Kathy Hobbs	117.22	92	9143	78	156	122	124	402	681	163	258	424	706	415	333	--	--	130	-12.78
Tim Wierschke	167.28	47	12546	75	189	205	155	549	693	218	268	564	710	558	479	7	--	176	-8.72
Brian Garner	183.08	33	15928	87	156	187	141	484	583	279	314	679	790	632	541	20	5	179	+4.08
4 - The Turkeys Lane 6 HDCP=164 Avg=476																			
Sue Fitzgerald	136.83	75	13546	99	134	123	120	377	599	184	273	487	712	428	325	--	--	137	-0.17
Penny Pica	144.26	68	13416	93	134	148	154	436	640	209	277	539	743	504	407	1	--	136	+8.26
Bob Pica	196.11	21	18238	93	200	165	184	549	612	297	324	745	826	674	577	38	10	192	+4.11
5 - Alley Cats Lane 12 HDCP=225 Avg=408																			
Don Spratley	174.67	41	12052	69	170	173	193	536	659	230	278	606	753	548	475	11	1	173	+1.67
Mary LaRocque	115.27	94	10259	89	120	128	133	381	666	185	266	482	725	413	320	--	--	124	-8.73
Margy Boyce	119.76	90	9341	78	150	164	102	416	686	165	256	425	687	379	297	--	--	117	+2.76
6 - Brothers 2 Lane 5 HDCP=120 Avg=525																			
John Walters	158.22	55	15189	96	184	137	144	465	630	208	281	543	759	552	452	4	--	155	+3.22
Rayjack Myers	176.19	39	16914	96	169	205	166	540	657	233	274	662	797	609	509	21	3	166	+10.19
Russ Huneryager	191.89	26	18421	96	190	150	202	542	617	256	289	681	771	587	487	39	10	192	-0.11
7 - Spare Time Lane 1 HDCP=109 Avg=537																			
Ed De St. Jean	184.54	32	17716	96	216	201	161	578	674	236	271	664	763	599	499	33	6	176	+8.54
Bob Scheid	169.64	45	16285	96	191	151	139	481	616	244	293	585	734	545	445	13	--	168	+1.64
Ken Kizer	184.17	32	14365	78	204	160	212	576	675	233	278	617	733	620	538	19	1	173	+11.17
Janice Scheid	148.03	64	4441	30				0	0	183	246	517	712	476	442	--	--	145	+3.03
8 - Three Amigos Lane 7 HDCP=196 Avg=441																			
Norma Mackenzie	126.67	84	11400	90	104	140	137	381	633	174	260	460	715	411	317	--	--	135	-8.33
Chris A. McCord	114.54	95	9278	81	99	156	98	353	638	156	251	417	705	382	297	--	--	115	-0.46
Speedy Gonzalez	201.56	17	18140	90	279	203	208	690	744	279	297	696	755	646	552	52	17	205	-3.44
9 - Try - Hards Lane 10 HDCP=257 Avg=373																			
Katherine Miltz	90.92	117	9001	99	90	132	101	323	674	132	249	323	674	281	178	--	--	82	+8.92
Cathie Marcinski	98.26	109	7959	81	a88	a88	a88	264	591	149	266	346	685	357	272	--	--	101	-2.74
Larry Viers	185.05	31	17765	96	170	183	202	555	648	259	293	692	791	649	549	26	6	183	+2.05
10 - Babes With Balls Lane 13 HDCP=191 Avg=446																			
Bonnie Antelek	157.51	56	13703	87	126	189	136	451	619	203	263	542	722	517	426	2	--	153	+4.51
Jodi Blair	157.65	56	9932	63	185	177	147	509	677	223	281	585	759	496	429	4	--	166	-8.35
Jan Fink	132.37	79	10722	81	157	126	136	419	656	186	266	468	711	450	365	--	--	131	+1.37
11 - Just For Fun Lane 8 HDCP=147 Avg=495																			
Curt Hill	141.55	71	11890	84	144	131	148	423	636	192	259	494	698	464	376	--	--	140	+1.55
David Corneil	156.89	57	14591	93	158	172	170	500	671	211	277	551	737	481	384	6	--	155	+1.89
Don Ruth	198.70	19	18479	93	244	193	184	621	678	257	274	684	747	625	528	45	18	195	+3.70
12 - Bowling Fanatics Lane 11 HDCP=106 Avg=541																			
Mary Volcsko	163.01	51	15160	93	143	150	138	431	584	212	265	553	712	584	487	5	--	165	-1.99
Jim Volcsko Sr	160.69	54	15426	96	162	123	141	426	585	227	269	639	765	513	413	6	1	160	+0.69
Art Cobbs	218.62	1	20332	93	196	239	290	725	731	290	292	759	768	692	595	73	28	218	+0.62
13 - Split Happens Lane 14 HDCP=184 Avg=454																			
Bill Utley	156.07	57	9520	61				0	0	200	258	502	673	528	463	1	--	147	+9.07
Sue M. Rogers	188.75	28	15289	81	248	169	213	630	717	248	277	630	719	587	502	27	7	187	+1.75
Rob Rogers	110.84	99	6318	57	87	84	135	306	600	146	245	396	684	342	281	--	--	109	+1.84
14 - The Old Guys Lane 3 HDCP=153 Avg=488																			
Pete Ballestero	169.96	45	16826	99	170	182	201	553	688	245	295	599	746	514	411	10	--	163	+6.96
Dan Demmon	154.50	59	12051	78	180	151	134	465	642	237	297	526	742	504	422	3	--	153	+1.50
Cheryl Hartwig	165.55	49	6953	42	172	160	178	510	657	248	296	566	717	517	471	3	--		

Temporary Substitutes

Name	True		Pins	Gms	-1-	-2-	-3-	Total	HDCP Total	High Game	HDCP Game	High Sers	HDCP Sers	To Raise Avg +1	To Drop Avg -1	200's	600's	Most Improved	
	Average	HDCP																Avg	+/-
Karen M. Bates	141.83	71	4255	30				0	0	212	277	485	695	431	397	1	--	141	+0.83
James Delgado	147.83	65	1774	12				0	0	187	231	540	648	446	430	--	--		
Melody Delgado	132.33	79	397	3				0	0	145	224	397	634	401	394	--	--		
Ruth Eskilson	131.42	80	4337	33				0	0	212	296	507	759	415	378	1	--	140	-8.58
Dan Fitzgerald	145.53	67	4366	30				0	0	195	267	473	682	452	418	--	--	147	-1.47
Brian Flynn	193.46	24	4643	24				0	0	240	273	677	767	595	567	10	2	198	-4.54
Carol Horner	137.28	74	2471	18				0	0	183	272	457	724	427	405	--	--		
Harry Horner	148.50	64	3564	24				0	0	190	241	490	643	459	431	--	--		
Cindy Huneryager		90	0	0				0	0	0		0				--	--		
Jim Jaske	122.27	88	1834	15				0	0	166	254	401	674	380	361	--	--		
Sue Jensen		90	0	0				0	0	0		0				--	--		

Name	True		Pins	Gms	-1-	-2-	-3-	Total	HDCP	High	HDCP	High	HDCP	To Raise	To Drop	200's	600's	Most Improved	
	Average	HDCP							Total	Game	Game	Sers	Sers	Avg +1	Avg -1			Avg	+/-
Jim Mink Sr	162.14	52	3405	21				0	0	208	262	525	687	507	482	1	--		
Kay Olson		78	0	0				0	0	0		0				--	--	133	
Tim S. Olson	182.17	34	2186	12	140	165	166	471	552	224	287	598	787	559	543	2	--	149	+33.17
Cheryl Rutkowski	147.00	65	441	3				0	0	160	225	441	636	447	440	--	--		
John Stephens	174.96	41	4199	24				0	0	235	282	663	804	526	498	6	1	167	+7.96
Tracy Tomak	182.42	34	2189	12				0	0	222	267	633	768	556	540	3	1		
Rick Watts	151.25	62	1815	12				0	0	197	256	471	651	465	449	--	--		
Ziggy Zaragoza	221.86	0	7987	36				0	0	277	277	741	744	671	631	32	12	230	-8.14

League Average Week-by-Week



Important Messages

HOUSE MYSTERY POT: \$2.00 to Enter, Covers Games 1 & 2 ONLY
 Circle The Number Next To Your Name and Drop Your \$2 In The Bucket

Alphabetical List of All Members of This League

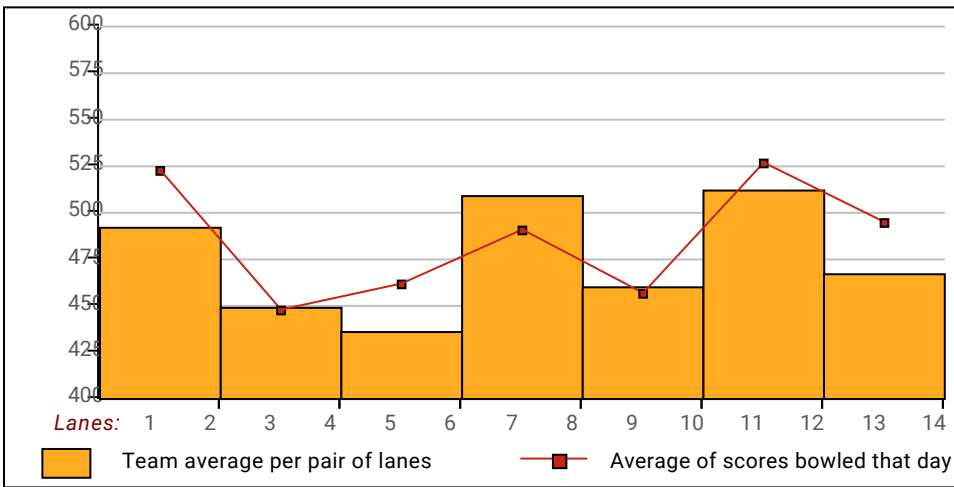
Lane				True				Lane				True			
NxtWk	Team	Name	Average	Pins	Gms	HDCP	NxtWk	Team	Name	Average	Pins	Gms	HDCP		
1	13	10	Antelek, Bonnie	157.51	13703	87	56	32	12	5	LaRocque, Mary	115.27	10259	89	94
2	3	14	Ballestero, Pete	169.96	16826	99	45	33	9	2	Luchene, Shirley	148.92	13850	93	64
3		0	Bates, Karen M.	141.83	4255	30	71	34	4	1	Luchene, Terry	158.09	10434	66	55
4	13	10	Blair, Jodi	157.65	9932	63	56	35	7	8	Mackenzie, Norma	126.67	11400	90	84
5	12	5	Boyce, Margy	119.76	9341	78	90	36	10	9	Marcinski, Cathie	98.26	7959	81	109
6	11	12	Cobbs, Art	218.62	20332	93	1	37	7	8	McCord, Chris A.	114.54	9278	81	95
7	8	11	Corneil, David	156.89	14591	93	57	38	10	9	Miltz, Katherine	90.92	9001	99	117
8	4	1	Daubenhey, Jim	204.43	12266	60	14	39		0	Mink Sr, Jim	162.14	3405	21	52
9	1	7	De St. Jean, Ed	184.54	17716	96	32	40	4	1	Morse, Terry	178.07	17095	96	37
10		0	Delgado, James	147.83	1774	12	65	41	5	6	Myers, Rayjack	176.19	16914	96	39
11		0	Delgado, Melody	132.33	397	3	79	42		0	Olson, Kay		0	0	78
12	3	14	Demmon, Dan	154.50	12051	78	59	43	14	13	Olson, Tim S.	182.17	2186	12	34
13		0	Eskilson, Ruth	131.42	4337	33	80	44	6	4	Pica, Penny	144.26	13416	93	68
14	13	10	Fink, Jan	132.37	10722	81	79	45	6	4	Pica, Bob	196.11	18238	93	21
15		0	Fitzgerald, Dan	145.53	4366	30	67	46	14	13	Rogers, Rob	110.84	6318	57	99
16	6	4	Fitzgerald, Sue	136.83	13546	99	75	47	14	13	Rogers, Sue M.	188.75	15289	81	28
17		0	Flynn, Brian	193.46	4643	24	24	48	8	11	Ruth, Don	198.70	18479	93	19
18	2	3	Garner, Brian	183.08	15928	87	33	49		0	Rutkowski, Cheryl	147.00	441	3	65
19	9	2	Gonzalez, Sandy	163.87	14748	90	51	50	1	7	Scheid, Bob	169.64	16285	96	45
20	7	8	Gonzalez, Speedy	201.56	18140	90	17	51	1	7	Scheid, Janice	148.03	4441	30	64
21	3	14	Hartwig, Cheryl	165.55	6953	42	49	52	12	5	Spratley, Don	174.67	12052	69	41
22	8	11	Hill, Curt	141.55	11890	84	71	53		0	Stephens, John	174.96	4199	24	41
23	2	3	Hobbs, Kathy	117.22	9143	78	92	54		0	Tomak, Tracy	182.42	2189	12	34
24		0	Horner, Carol	137.28	2471	18	74	55	14	13	Utley, Bill	156.07	9520	61	57
25		0	Horner, Harry	148.50	3564	24	64	56	10	9	Viers, Larry	185.05	17765	96	31
26		0	Huneryager, Cindy		0	0	90	57	11	12	Volcsko Sr, Jim	160.69	15426	96	54
27	5	6	Huneryager, Russ	191.89	18421	96	26	58	11	12	Volcsko, Mary	163.01	15160	93	51
28		0	Jaske, Jim	122.27	1834	15	88	59	5	6	Walters, John	158.22	15189	96	55
29	9	2	Jensen, Ellen	121.22	9819	81	89	60		0	Watts, Rick	151.25	1815	12	62
30		0	Jensen, Sue		0	0	90	61	2	3	Wierschke, Tim	167.28	12546	75	47
31	1	7	Kizer, Ken	184.17	14365	78	32	62		0	Zaragoza, Ziggy	221.86	7987	36	0

Men & Women, Left & Right Handed Statistics

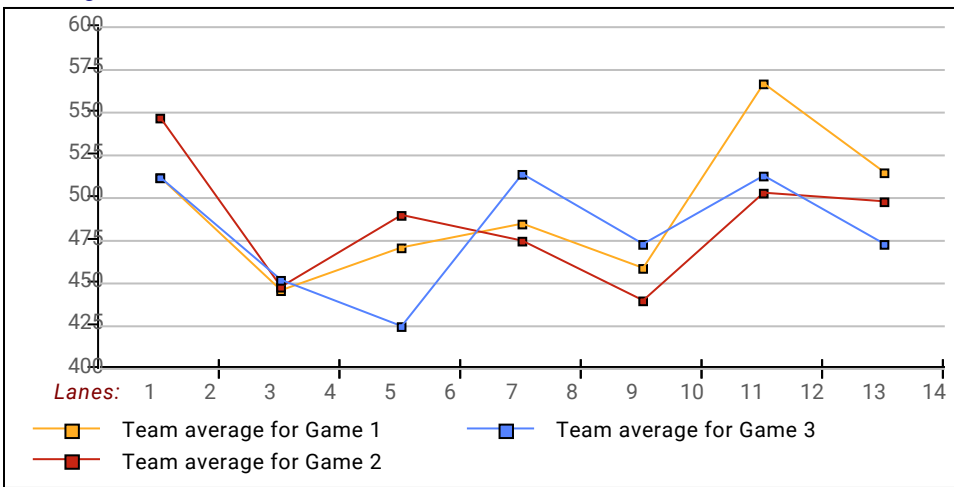
Unless designated left handed, bowlers are considered right handed.

	<u>Over All</u>	<u>M-Rt</u>	<u>M-Left</u>	<u>W-Rt</u>	<u>W-Left</u>
How many people bowled	41	23	1	17	0
Number of games bowled	123	69	3	51	0
Actual average of week's scores	163.78	177.64	178.67	144.16	0.00
How many games above average	67	37	1	29	0
How many games below average	55	32	2	21	0
Pins above/below average per game	3.93	2.55	4.67	5.75	0.00
How many people raised average by this amount	27 0.45	13 0.49	1 0.18	13 0.42	-- 0.00
How many people went down by this amount	14 -0.94	10 -1.15	-- 0.00	4 -0.43	-- 0.00
League average before bowling	160.30	175.53	174.48	138.86	0.00
League average after bowling	160.27	175.31	174.67	139.08	0.00
Change in league average	-0.03	-0.22	0.18	0.22	0.00
800s	--	--	--	--	--
775s	--	--	--	--	--
750s	--	--	--	--	--
725s	1	1	--	--	--
700s	--	--	--	--	--
675s	2	2	--	--	--
650s	--	--	--	--	--
625s	1	--	--	1	--
600s	1	1	--	--	--
575s	2	2	--	--	--
550s	2	2	--	--	--
525s	7	6	1	--	--
500s	3	1	--	2	--
475s	2	2	--	--	--
450s	5	3	--	2	--
425s	5	1	--	4	--
400s	4	1	--	3	--
below 400	6	1	--	5	--
300s	--	--	--	--	--
275s	2	2	--	--	--
250s	--	--	--	--	--
225s	4	3	--	1	--
200s	16	15	--	1	--
175s	19	14	1	4	--
150s	37	21	2	14	--
125s	30	11	--	19	--
100s	10	1	--	9	--
below 100	5	2	--	3	--

Team Average vs Avg of Scores



Average of Scores for Each Game



Amount Over/Under Team Average

