

Tuesday 7:00 pm

Sunset Lanes

Lanes 1 - 6

***** Have FUN! No points awarded this week! *****

Round Robin Playoffs

Champions: Occasional Xs, 14 pts, 1339

2nd: Whitehead's, 9 pts, 1283

3rd: D C H, 5 pts, 1277

4th: ELKS, 5 pts, 1238

Team Standings In Each Division

Place	Team Name	1st Part WON Place	2nd Part WON Place	3rd Part WON Place	4th Part WON Place	High Game	High Sers	HDCP Game	HDCP Sers	Year-To-Date WON				
<i>Regular</i>														
1	Whitehead's	57	5	65	3	67½	2	81	1	362	1006	489	1408	270½
2	Rustic Furnishings	68	4	56½	4	53	4	72	2	378	987	507	1422	249½
3	Wade's Pro Shop	52	6	44½	5	57½	3	44	3	424	1194	495	1416	198
<i>Quarter Winners</i>														
1	Occasional Xs	82½	2	74½	2	87	1	102	1	393	956	561	1403	346
2	ELKS	77	3	98½	1	86½	1	69½	2	427	1207	516	1414	331½
3	D C H	95½	1	93	1	75½	2	63½	3	310	810	513	1375	327½

Season High Scores

Team Scratch Game		Team Scratch Series		Team Handicap Game		Team Handicap Series	
427	ELKS	1207	ELKS	561	Occasional Xs	1422	Rustic Furnishings
424	Wade's Pro Shop	1194	Wade's Pro Shop	516	ELKS	1416	Wade's Pro Shop
393	Occasional Xs	1006	Whitehead's	513	D C H	1414	ELKS
378	Rustic Furnishings	987	Rustic Furnishings	507	Rustic Furnishings	1408	Whitehead's
362	Whitehead's	956	Occasional Xs	495	Wade's Pro Shop	1403	Occasional Xs
310	D C H	810	D C H	489	Whitehead's	1375	D C H
Scratch Game		Scratch Series		Handicap Game		Handicap Series	
Men	278 Wade McCoy	690 Wade McCoy	323 Chad Lamb	792 Chad Lamb			
	273 Chad Lamb	678 Dean McCoy	297 Lucio Avila	780 Dean McCoy			
	258 Dean McCoy	669 Chad Lamb	295 Colton Duncan	759 Lucio Avila			
	244 Eric Tyler	597 Eric Tyler	295 Eric Tyler	750 Eric Tyler			
	226 Colton Duncan	560 Victor Whitehead	292 Dean McCoy	743 Colton Duncan			
	216 Victor Whitehead	536 Colton Duncan	290 Wade McCoy	729 Wade McCoy			
	213 Marc Thomas	520 Marc Thomas	277 Marc Thomas	722 Victor Whitehead			
	197 Lucio Avila	495 Lucio Avila	271 Victor Whitehead	706 Marc Thomas			
Women	174 Misi Crawford	419 Misi Crawford	278 Misi Crawford	701 Misi Crawford			

Lane Assignments

	1-2	3-4	5-6
Wk33 04/16	4- 2	6- 3	1- 5 No points Manually assigned

Tuesday 7:00 pm

Sunset Lanes

Lanes 1 - 6

*** Have FUN! No points awarded this week! ***

Team Rosters

Name	True	HDCP	Pins		Points	Points	%Won	Hi Scratch		High HDCP	
	Average		Gms	Won	Lost	10		30	10	30	
Lane 1 - 4 - D C H											
Heather Ponzoso	96.81	114	4066	42	26.0	19.0	57.78 %	127	334	253	712
Misi D. Crawford	115.88	95	11124	96	51.0	42.0	54.84 %	174	419	278	701
Dean P. Decker	124.23	86	5963	48	33.0	21.0	61.11 %	175	436	262	718
Lane 2 - 2 - ELKS											
Chad D. Lamb	176.80	34	16442	93	51.5	38.5	57.22 %	273	669	323	792
Dean E. McCoy	178.31	32	17653	99	51.5	44.5	53.65 %	258	678	292	780
Lane 3 - 6 - Occasional Xs											
Lucio A. Avila	134.50	76	12912	96	62.0	34.0	64.58 %	197	495	297	759
Colton W. Duncan	143.63	67	11203	78	47.0	49.0	48.96 %	226	536	295	743
Lane 4 - 3 - Whitehead's											
Harold E. Earley	128.16	82	11919	93	34.5	55.5	38.33 %	175	467	253	701
Victor W. Whitehead	159.91	51	15831	99	54.5	41.5	56.77 %	216	560	271	722
Lane 5 - 1 - Wade's Pro Shop											
Marc D. Thomas	151.58	59	10914	72	38.0	52.0	42.22 %	213	520	277	706
Wade A. McCoy	199.33	11	19136	96	38.5	57.5	40.10 %	278	690	290	729
Lane 6 - 5 - Rustic Furnishings											
Kyle E. Shale	120.64	90	4705	39	11.0	31.0	26.19 %	166	418	259	691
Eric N. Tyler	161.54	49	13569	84	45.5	50.5	47.40 %	244	597	295	750

Temporary Substitutes

Name	Avg HDCP	Pins	Gms	Name	Avg HDCP	Pins	Gms
Steven G. Hurley	bk134 76	0	0	Ian T. Nirschl	146 64	7489	51
John D. Lenehan Jr	bk148 62	0	0	Leticia M. White	bk109 101	0	0

Last Week's Top Scores

	Team Scratch Game	Team Scratch Series	Team Handicap Game	Team Handicap Series
	395 ELKS	1040 ELKS	490 Occasional Xs	1339 Occasional Xs
	346 Occasional Xs	907 Occasional Xs	469 Whitehead's	1283 Whitehead's
	336 Whitehead's	884 Whitehead's	461 ELKS	1277 D C H
	Scratch Game	Scratch Series	Handicap Game	Handicap Series
Men	224 Chad Lamb	528 Chad Lamb	258 Chad Lamb	707 Lucio Avila
	203 Dean McCoy	512 Dean McCoy	253 Lucio Avila	651 Victor Whitehead
	191 Victor Whitehead	498 Victor Whitehead	242 Victor Whitehead	632 Colton Duncan
	176 Lucio Avila	476 Lucio Avila	237 Colton Duncan	632 Harold Earley
	170 Colton Duncan	431 Colton Duncan	235 Dean McCoy	630 Chad Lamb
	145 Harold Earley	386 Harold Earley	227 Harold Earley	608 Dean McCoy
Women	120 Heather Ponzoso	348 Misi Crawford	234 Heather Ponzoso	644 Heather Ponzoso
	119 Misi Crawford	302 Heather Ponzoso	214 Misi Crawford	633 Misi Crawford

***** Have FUN! No points awarded this week! *****

Individual High Averages

Men	Score	Name	Women	Score	Name
	199.33	Wade McCoy		115.88	Misi Crawford
	178.31	Dean McCoy			
	176.80	Chad Lamb			
	161.54	Eric Tyler			
	159.91	Victor Whitehead			
	151.58	Marc Thomas			
	143.63	Colton Duncan			
	134.50	Lucio Avila			
	128.16	Harold Earley			

Most Improved Average

Men	Score	to	Score	=	Change	Name	Women	Score	to	Score	=	Change	Name
	106	to	134.50	=	+28.50	Lucio Avila		116	to	115.88	=	-0.13	Misi Crawford
	160	to	176.80	=	+16.80	Chad Lamb							
	143	to	143.63	=	+0.63	Colton Duncan							
	161	to	161.54	=	+0.54	Eric Tyler							
	152	to	151.58	=	-0.42	Marc Thomas							
	182	to	178.31	=	-3.69	Dean McCoy							
	205	to	199.33	=	-5.67	Wade McCoy							
	168	to	159.91	=	-8.09	Victor Whitehead							

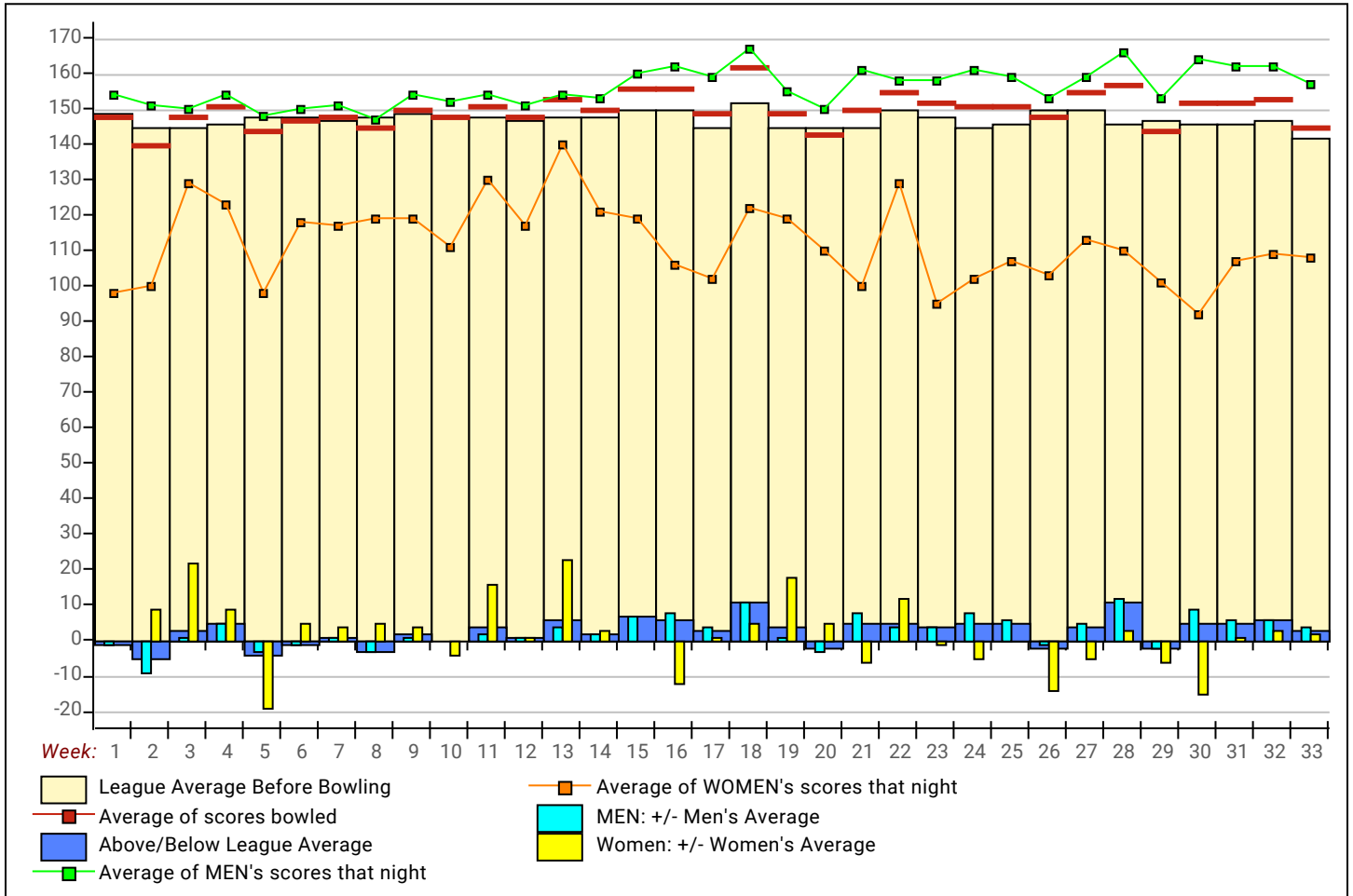
High Individual Match Points

Men	Score	Name	Women	Score	Name
	62	Lucio Avila		51	Misi Crawford
	54.5	Victor Whitehead			
	51.5	Chad Lamb			
	51.5	Dean McCoy			
	47	Colton Duncan			
	45.5	Eric Tyler			
	38.5	Wade McCoy			
	38	Marc Thomas			
	34.5	Harold Earley			

USBC Certification: 706274

*** Have FUN! No points awarded this week! ***

League Average Week-by-Week



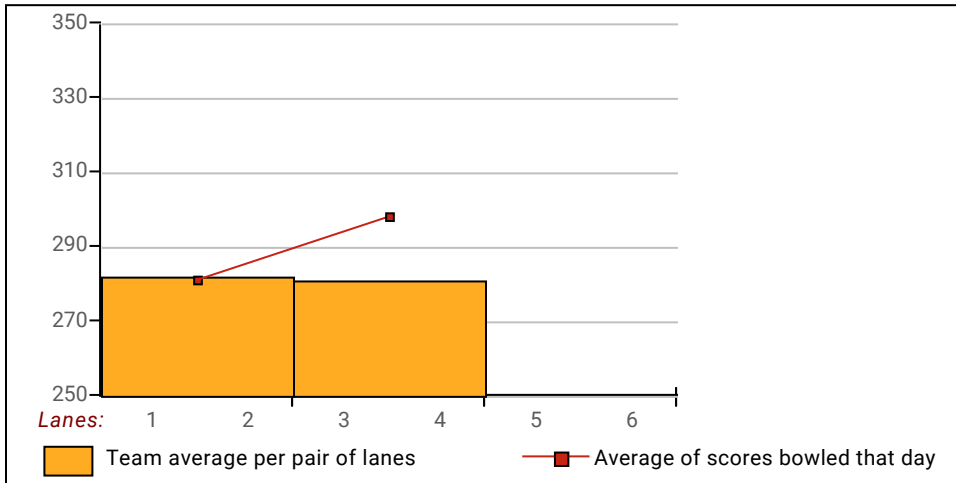
***** Have FUN! No points awarded this week! *****

This Week's Statistics

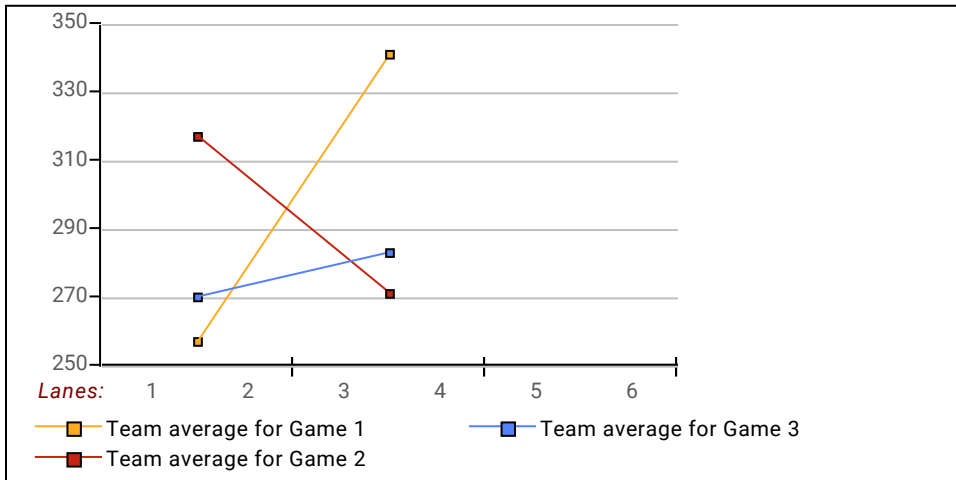
	Over All	Men	Women
How many people bowled	8	6	2
Number of games bowled	24	18	6
Actual average of week's scores	145.04	157.28	108.33
How many games above average	14	10	4
How many games below average	9	7	2
Pins above/below average per game	4.04	4.44	2.83
How many people raised average	6	4	2
by this amount	0.21	0.25	0.15
How many people went down	2	2	--
by this amount	-0.13	-0.13	0.00
League average before bowling	141.62	153.43	106.19
League average after bowling	141.75	153.55	106.34
Change in league average	0.13	0.12	0.15
800s	--	--	--
775s	--	--	--
750s	--	--	--
725s	--	--	--
700s	--	--	--
675s	--	--	--
650s	--	--	--
625s	--	--	--
600s	--	--	--
575s	--	--	--
550s	--	--	--
525s	1	1	--
500s	1	1	--
475s	2	2	--
450s	--	--	--
425s	1	1	--
400s	--	--	--
below 400	3	1	2
300s	--	--	--
275s	--	--	--
250s	--	--	--
225s	--	--	--
200s	2	2	--
175s	3	3	--
150s	4	4	--
125s	6	6	--
100s	8	3	5
below 100	1	--	1

*** Have FUN! No points awarded this week! ***

Team Average vs Avg of Scores



Average of Scores for Each Game



Amount Over/Under Team Average

