

2023-24 House Shot Hero's

Tuesday 7:00 pm

Inman's Bowling & Fun Center

Lanes 9 - 32

President: Ted Rosenquist Ted.rosenquist@gmail.com

Secretary/Treasurer: Shaun Ciesielski Shaun@inmansvalpo.com

View Standings on the Web

Visit LeagueSecretary.com - This league's ID number is 103167

Important Announcements

HOUSE JACKPOT: \$2 House Mystery, \$3 Strike It Ritch, \$5 Stay Clean
 =====
 SHOP BOWLING EQUIPMENT www.AboveALLBowling.com PROMO CODE: INMANS5
 *BOWL-OUTS Call ahead to schedule. Mon,Tues,Thurs 10a-5p or 9p-11p.
 Wed+Sat 10a-5p, Sun 12p-5p. Times Subject To Change Based on Business
 ===== U P C O M I N G T O U R N A M E N T S =====
www.ShaunsTournaments.com & www.Facebook.com/ShawnsTournaments
 ADULTS W I N C A S H & YOUTH W I N S C H O L A R S H I P
 -King of the Hill Friday's Weekly Tournament 10:00pm May 24 - Aug. 16

How the Points Work

-8 Match Points: 1 Per HCAP Game, 2 Per HCAP Series Every 2 Games
 -Performance Points:
 +15 Over Avg = +1 Pt, +30 Over Avg = +2 Pts, +45 Over Avg = +3 Pts
 -25 Under Avg = -1 Point, -75 Under Avg = -3 Points

House Shot Hero's Weekly World Champions List

- 14 - "Peaches The Mechanic" The Lane General Michael Davis
- 6 - "K-Dog" Kris Lyles
- 4 - "The Rack Attack" Brian Rak
- 2 - "StoneCold" Austin Pavy
- 2 - "The Hot Rod" Just Tim Bodnar
- 1 - "The King" Shaun Ciesielski (32x Real Worlds Champion, Never Lost)
- 1 - "Teddy Ballgame" Ted Rosenquist
- 1 - "The Quiet Assassin" Bill Schultz Jr.
- 1 - "Dice Man" John Ulicny

Team Standings

Place	Lane	#	Team Name	Points Won	Points Lost	%Won	Scratch Pins	Pins + HDCP	Team Avg	High Game	HDCP Game	High Sers	HDCP Sers	Year-To-Date WON	Y-T-D LOST
1	23	1	The Flamingo Caleb Pitts	64	19	77.1	6776	7292	211	277	292	946	1006	200 ½	121 ½
2	9	2	Scooter Scott Kaszubski	62	22	73.8	7132	7356	222	269	279	1001	1025	170	146
3	31	45	Darren Cuellar	62	23	72.9	5348	7176	172	234	283	780	996	144 ½	155 ½
4	15	18	Cole Snuffer	60 ½	28 ½	68.0	6330	7394	197	264	294	958	1078	60 ½	28 ½
5	26	17	T-Ball Korinn Rosenquist	57	27	67.9	5428	7204	173	234	302	817	1093	57	27
6	17	12	"Ol One Eye" Scott Carr	55 ½	19 ½	74.0	7145	7157	223	280	281	955	957	55 ½	19 ½
7	14	36	Lucky Deuce Brandon Smith	55	26	67.9	7017	7257	219	259	267	925	965	205 ½	112 ½
8	11	26	The Lane General Michael Davi	54 ½	24 ½	69.0	7483	7483	233	299	299	1021	1021	228	94
9	28	15	K-Dog Kris Lyles	54	22	71.1	7466	7466	236	279	279	1031	1031	230	91
10	15	16	Teddy Ballgame	53	21	71.6	7377	7377	233	300	300	977	977	183 ½	114 ½
11	10	13	Quiet Assassin Bill Schultz	53	26	67.1	7200	7300	225	279	286	1006	1029	182 ½	131 ½
12	23	3	StoneCold Austin Pavy	53	24	68.8	6973	7289	217	280	290	943	983	126 ½	157 ½
13	30	44	The Professor Tim Kolis	52	27	65.8	6225	7213	194	266	303	886	1034	174 ½	126 ½
14	21	6	Brandon Huisenga	50	30	62.5	6642	7338	207	268	309	926	1106	203	131
15	17	14	Big Daddy Cool Kevin Menke	50	26	65.8	6997	7225	218	287	310	947	1039	186 ½	123 ½
16	10	28	Just Tim Bodnar	48	30	61.5	7373	7397	232	279	279	1005	1017	173	132
17	27	9	Da Lefty Assassin R Wroblewsk	48	23	67.6	7310	7326	228	279	281	1001	1001	137	140
18	19	10	Tom Balcerak	47	30	61.0	6060	7064	189	254	284	841	961	151	113
19	26	19	Logan Leprechaun Pitts	46	25	64.8	6986	7106	218	281	283	966	1002	46	25
20	18	35	The Nice Guy Russ Huneryager	46	25	64.8	6339	7059	198	247	275	908	1020	191	118
21	24	21	Dice Man John Ulicny	45 ½	31 ½	59.1	7499	7507	234	299	299	1016	1016	45 ½	31 ½
22	12	32	Stan Lobo	45 ½	27 ½	62.3	6538	7146	204	254	274	909	989	191	123
23	25	5	Joanna "Purple" Stroud	45	31	59.2	5490	7130	171	225	282	795	1007	173	129
24	16	38	Nuge Jon Nugent	43	30	58.9	4962	7006	155	208	270	686	966	171 ½	130 ½
25	29	41	The King Shaun Ciesielski	42	25	62.7	6991	7091	221	279	279	929	949	183 ½	121 ½
26	12	30	Roger Jackson	41	31	56.9	6175	6951	195	289	312	876	1023	188	128
27	13	20	K-9 Kynan Krause	40 ½	35 ½	53.3	6711	7139	209	269	280	897	949	40 ½	35 ½
28	27	27	Rack Attack Brian Rak	40	33	54.8	7236	7324	208	288	288	1053	1064	227	97

Place	Lane	#	Team Name	Points			Scratch Pins	Pins + HDCP	Team Avg	High Game	HDCP Game	High Sers	HDCP Sers	Year-To-Date WON	Y-T-D LOST
				Won	Lost	%Won									
29	14	34	Tyler Asbury	40	35	53.3	6246	7066	195	245	270	832	940	181 ½	127 ½
30	18	33	Bryan Campagna	38 ½	33 ½	53.5	6297	7045	199	257	285	841	952	172	126
31	28	40	Joey "Christmas" Garland	38	40	48.7	6750	7210	210	279	311	940	1068	176 ½	142 ½
32	20	29	Joe Stadler	38	37	50.7	6076	7040	189	248	275	806	931	146	150
33	11	24	Pat "Cho Cho" Graham	37	35	51.4	6468	6988	212	276	293	938	1006	183 ½	123 ½
34	9	11	"Big Sauce" Sawyer Carr	35	37	48.6	6143	6955	193	264	298	911	1047	35	37
35	25	7	Joey The Kangaroo Cuellar	35	31	53.0	6744	6940	210	268	274	997	1021	144 ½	139 ½
36	24	23	Kyle Snuffer	32 ½	33 ½	49.2	7210	7210	225	279	279	976	976	32 ½	33 ½
37	22	25	AJ Vincent	32 ½	37 ½	46.4	6122	6858	194	248	276	879	983	32 ½	37 ½
38	27	39	Isaac Strom	31	40	43.7	6122	7018	194	259	289	848	956	151	145
39	21	4	Mick Foley Thomas Jensen	28	44	38.9	4582	6846	146	198	271	698	990	28	44
40	32	46	Sydney Szabo	27 ½	43 ½	38.7	4219	6699	146	178	250	590	911	166 ½	146 ½
41	19	8	Hype Man Adam Noble	26	40	39.4	4694	6806	149	186	255	637	915	138	145
42	16	37	David "Marv" Allen	26	43	37.7	4845	6769	153	231	292	748	992	175	131
43	31	47	Bradley Kaminski	25	41	37.9	5370	6602	180	224	260	764	908	25	41
44	13	22	Cupcake Eddie Carder	22 ½	40 ½	35.7	6295	6723	206	246	258	875	911	201	123
45	20	31	Bulldog Ben Jam In Cirino	19	44	30.2	6656	6964	208	299	310	966	1010	177	137

Review of Last Week's Bowling.....

Lanes	Team Name	HDCP -1-	HDCP -2-	HDCP -3-	HDCP -4-	HDCP Total	Last Wk WON		Team Name	HDCP -1-	HDCP -2-	HDCP -3-	HDCP -4-	HDCP Total	Last Wk WON
17-18	BEAT OWN AVG -20	0	0			0	0	<=>	BEAT OWN AVG -20	0	0			0	0
25-26	BEAT OWN AVG -20	0	0			0	0	<=>	Rack Attack Brian Rak	247	228			854	3
15-16	The Professor Tim Kolis	215	233			907	8	<=>	Teddy Ballgame	238	193			888	4
-1-0	Cole Snuffer	272	239			1078	18	<=>	Darren Cuellar	261	216			877	2
-1-0	Logan Leprechaun Pitts	172	231			899	8	<=>	Bradley Kaminski	200	200			800	5
19-20	The Flamingo Caleb Pitts	213	292			1006	12	<=>	Dice Man John Ulicny	257	246			1016	9
11-12	Mick Foley Thomas Jensen	224	195			806	-1	<=>	Pat "Cho Cho" Graham	238	293			1006	13
25-26	Brandon Huisenga	225	234			935	6	<=>	AJ Vincent	161	180			760	-1
21-22	Joey The Kangaroo Cuellar	214	177			793	-2	<=>	Just Tim Bodnar	243	244			887	4
29-30	Joe Stadler	186	218			842	4	<=>	Tom Balcerak	212	211			850	4
9-10	"Ol One Eye" Scott Carr	214	281			896	8	<=>	Bulldog Ben Jam In Cirino	229	247			867	1
19-20	Quiet Assassin Bill Schultz	178	223			807	1	<=>	Bryan Campagna	228	269			937	7
31-32	K-Dog Kris Lyles	246	238			902	3	<=>	The Nice Guy Russ Huneryager	211	191			853	4
-1-0	T-Ball Korinn Rosenquist	283	213			957	8	<=>	David "Marv" Allen	211	233			855	1
13-14	Isaac Strom	232	201			856	7	<=>	K-9 Kynan Krause	222	171			803	-2
13-14	"Big Sauce" Sawyer Carr	244	298			1047	15	<=>	Joey "Christmas" Garland	222	228			914	5
17-18	Big Daddy Cool Kevin Menke	172	239			842	1	<=>	The King Shaun Ciesielski	223	200			909	9
23-24	Sydney Szabo	221	211			870	4	<=>	The Lane General Michael Davi	218	213			934	6
29-30	Cupcake Eddie Carder	188	203			797	2 ½	<=>	Kyle Snuffer	177	203			839	4 ½
13-14	Roger Jackson	202	202			808	0	<=>	Scooter Scott Kaszubski	274	271			1025	15
21-22	StoneCold Austin Pavy	265	222			941	7	<=>	Stan Lobo	198	234			832	1
15-16	Joanna "Purple" Stroud	193	216			892	5	<=>	Tyler Asbury	221	240			862	5
17-18	Lucky Deuce Brandon Smith	218	243			951	11	<=>	Hype Man Adam Noble	207	219			859	4
29-30	Da Lefty Assassin R Wroblewski	241	235			769	0	<=>	Nuge Jon Nugent	231	209			803	1
Set 2															
17-18	BEAT OWN AVG -20			0	0	0	0	<=>	BEAT OWN AVG -20			0	0	0	0
-1-0	Bradley Kaminski			200	200	800	5	<=>	BEAT OWN AVG -20			0	0	0	0
21-22	Darren Cuellar			193	207	877	2	<=>	Quiet Assassin Bill Schultz			204	202	807	1
11-12	The Flamingo Caleb Pitts			252	249	1006	12	<=>	K-Dog Kris Lyles			203	215	902	3
19-20	Teddy Ballgame			223	234	888	4	<=>	Big Daddy Cool Kevin Menke			203	228	842	1
-1-0	T-Ball Korinn Rosenquist			218	243	957	8	<=>	The Lane General Michael Davi			299	204	934	6
25-26	Da Lefty Assassin R Wroblewski			212	161	769	0	<=>	"Ol One Eye" Scott Carr			166	235	896	8
27-28	Scooter Scott Kaszubski			218	262	1025	15	<=>	StoneCold Austin Pavy			243	211	941	7
13-14	Stan Lobo			193	207	832	1	<=>	Just Tim Bodnar			199	201	887	4
13-14	Brandon Huisenga			214	262	935	6	<=>	Lucky Deuce Brandon Smith			227	263	951	11
25-26	The Professor Tim Kolis			189	270	907	8	<=>	Tom Balcerak			203	224	850	4
-1-0	K-9 Kynan Krause			222	188	803	-2	<=>	Cole Snuffer			294	273	1078	18
17-18	The Nice Guy Russ Huneryager			238	213	853	4	<=>	Nuge Jon Nugent			174	189	803	1
11-12	Roger Jackson			202	202	808	0	<=>	Joanna "Purple" Stroud			262	221	892	5
-1-0	Logan Leprechaun Pitts			243	253	899	8	<=>	Rack Attack Brian Rak			178	201	854	3
13-14	Joey The Kangaroo Cuellar			222	180	793	-2	<=>	Dice Man John Ulicny			255	258	1016	9
31-32	Tyler Asbury			198	203	862	5	<=>	Joe Stadler			210	228	842	4
-1-0	AJ Vincent			207	212	760	-1	<=>	Joey "Christmas" Garland			194	270	914	5
31-32	The King Shaun Ciesielski			247	239	909	9	<=>	Bryan Campagna			245	195	937	7
11-12	Mick Foley Thomas Jensen			207	180	806	-1	<=>	Kyle Snuffer			255	204	839	4 ½
23-24	David "Marv" Allen			186	225	855	1	<=>	Isaac Strom			194	229	856	7
31-32	Pat "Cho Cho" Graham			242	233	1006	13	<=>	Sydney Szabo			233	205	870	4
17-18	Hype Man Adam Noble			214	219	859	4	<=>	Cupcake Eddie Carder			203	203	797	2 ½
9-10	"Big Sauce" Sawyer Carr			225	280	1047	15	<=>	Bulldog Ben Jam In Cirino			206	185	867	1

Lane Assignments

	<u>9-10</u>	<u>9-10</u>	<u>11-12</u>	<u>11-12</u>	<u>13-14</u>	<u>13-14</u>	<u>15-16</u>	<u>15-16</u>	<u>17-18</u>	<u>17-18</u>	<u>19-20</u>	<u>19-20</u>	
Wk34 04/30	11-13	2-28	26-30	24-32	22-34	20-36	18-38	16-37	14-35	12-33	10-31	8-29	Roll-Off Scores don't count- Start La
Games 3 & 4	44- 8	45- 9	47-11	1- 14	4- 16	6- 18	19- 7	10-21	24-12	25-13	28-15	17-29	
	<u>21-22</u>	<u>21-22</u>	<u>23-24</u>	<u>23-24</u>	<u>25-26</u>	<u>25-26</u>	<u>27-28</u>	<u>27-28</u>	<u>29-30</u>	<u>29-30</u>	<u>31-32</u>	<u>31-32</u>	
Wk34 04/30	6-27	4-25	1-23	3-21	5-19	7-17	9-15	39-40	41-42	43-44	45-46	47-48	Roll-Off Scores don't count- Start La
Games 3 & 4	20-31	33-22	35-23	26-37	39-27	30-42	43-32	34-46	36-48	2-38	3-40	41-5	

Individual High Averages

Men	236.64 Kris Lyles	Women	171.56 Joanna Stroud	Boys	193.00 Mason Bartos	Girls	
	233.84 Michael Davis		146.19 Sydney Szabo				
	233.46 Ted Rosenquist						
	226.13 Brian Rak						
	221.54 Shaun Ciesielski						
	219.28 Brandon Smith						
	218.66 Kevin Menke						
	212.20 Pat Graham						

Season High Scores

Bowlers must have completed a minimum of 90 games to be eligible for any league award.

	<u>Scratch Game</u>	<u>Scratch Series</u>	<u>Handicap Game</u>	<u>Handicap Series</u>
Men	300 Ted Rosenquist	1050 Brian Rak	312 Roger Jackson	1106 Brandon Huisenga
	299 Benjamin Cirino	1031 Kris Lyles	311 Joseph Garland	1094 Brian Rak
	299 Michael Davis	1021 Michael Davis	310 Benjamin Cirino	1068 Joseph Garland
	297 Brian Rak	977 Ted Rosenquist	310 Kevin Menke	1039 Kevin Menke
	289 Roger Jackson	966 Benjamin Cirino	309 Brandon Huisenga	1034 Tim Kolis
Women	225 Joanna Stroud	795 Joanna Stroud	282 Joanna Stroud	1007 Joanna Stroud
	178 Sydney Szabo	590 Sydney Szabo	250 Sydney Szabo	911 Sydney Szabo
Boys	234 Mason Bartos	803 Mason Bartos	256 Mason Bartos	930 Mason Bartos
	<u>Season Game Over Average</u>		<u>Season Series over Average</u>	
	<u>Game - Avg=Difference</u>		<u>Series - Avg=Difference</u>	
Men	279 - 189=90 Joseph Garland		926 - 696=230 Brandon Huisenga	
	289 - 199=90 Roger Jackson		1050 - 848=202 Brian Rak	
	264 - 174=90 Brandon Huisenga		940 - 756=184 Joseph Garland	
Women	225 - 161=64 Joanna Stroud		795 - 664=131 Joanna Stroud	
	169 - 135=34 Sydney Szabo		587 - 540=47 Sydney Szabo	
Boys	234 - 200=34 Mason Bartos		802 - 756=46 Mason Bartos	

Split 1 High Scores

Bowlers must have completed a minimum of 90 games to be eligible for any league award.

	<u>Scratch Game</u>	<u>Scratch Series</u>	<u>Handicap Game</u>	<u>Handicap Series</u>
Men	300 Andrew English	1095 Michael Davis	327 Tim Kolis	1149 Eddie Carder
	300 Shaun Ciesielski	1081 Eddie Carder	316 Andrew English	1095 Michael Davis
	300 Brian Rak	1070 Kris Lyles	316 Eddie Carder	1070 Andrew English
	300 Michael Davis	1042 Shaun Ciesielski	314 Russ Huneryager	1070 Kris Lyles
	300 Kris Lyles	1030 Scott Kaszubski	313 Brandon Huisenga	1069 Roger Jackson
	300 Scott Kaszubski			
Women	245 Bella Ciesielski	859 Bella Ciesielski	284 Nicole McGill	962 Nicole McGill
	225 Joanna Stroud	764 Joanna Stroud	268 Bella Ciesielski	952 Joanna Stroud
	204 Nicole McGill	630 Nicole McGill	267 Joanna Stroud	951 Bella Ciesielski
	158 Sydney Szabo	516 Sydney Szabo	263 Sydney Szabo	948 Sydney Szabo
Boys	252 Mason Bartos	837 Mason Bartos	272 Mason Bartos	932 Mason Bartos

Split 2 High Scores

Bowlers must have completed a minimum of 90 games to be eligible for any league award.

	<u>Scratch Game</u>	<u>Scratch Series</u>	<u>Handicap Game</u>	<u>Handicap Series</u>
Men	300 Ted Rosenquist	1041 Benjamin Cirino	327 Stan Lobodzinski	1085 Benjamin Cirino
	300 Stan Lobodzinski	1038 Shaun Ciesielski	323 Kevin Menke	1064 Kevin Menke
	300 Brian Rak	1037 Ted Rosenquist	321 Adam Noble	1053 Russ Huneryager
	300 Kris Lyles	1037 Brian Rak	316 Brandon Huisenga	1048 Isaac Strom
	300 Kevin Menke	1013 Kris Lyles	314 Benjamin Cirino	1038 Shaun Ciesielski

Split 2 High Scores - Continued

Women	227 Joanna Stroud	815 Joanna Stroud	272 Joanna Stroud	1013 Sydney Szabo
	173 Sydney Szabo	611 Sydney Szabo	266 Sydney Szabo	995 Joanna Stroud
Boys	297 Mason Bartos	914 Mason Bartos	324 Mason Bartos	1022 Mason Bartos

Most Improved Average

Men	174 to 207.56 = +33.56 Brandon Huisenga	199 to 218.66 = +19.66 Kevin Menke	195 to 210.94 = +15.94 Joseph Garland
Women	135 to 146.19 = +11.19 Sydney Szabo	172 to 171.56 = -0.44 Joanna Stroud	
Boys	200 to 193.00 = -7.00 Mason Bartos		

Last Week's Top Scores

	<u>Scratch Game</u>	<u>Scratch Series</u>	<u>Handicap Game</u>	<u>Handicap Series</u>
Men	299 Michael Davis	1016 John Ulicny	299 Michael Davis	1078 Cole Snuffer
	280 Scott Carr	1001 Scott Kaszubski	294 Cole Snuffer	1025 Scott Kaszubski
	276 Pat Graham	958 Cole Snuffer	293 Pat Graham	1016 John Ulicny
	268 Scott Kaszubski	938 Pat Graham	281 Scott Carr	1006 Pat Graham
	264 Cole Snuffer	934 Michael Davis	274 Scott Kaszubski	951 Brandon Smith
	258 John Ulicny	923 Brandon Smith	270 Joseph Garland	941 Austin Pavy
	257 Joseph Garland	909 Austin Pavy	270 Tim Kolis	937 Bryan Campagna
	257 Austin Pavy	902 Kris Lyles	269 Bryan Campagna	935 Brandon Huisenga
	256 Brandon Smith	897 Shaun Ciesielski	265 Austin Pavy	934 Michael Davis
	255 Kyle Snuffer	892 Scott Carr	263 Brandon Smith	914 Joseph Garland
Women	214 Joanna Stroud	700 Joanna Stroud	262 Joanna Stroud	892 Joanna Stroud
	162 Sydney Szabo	586 Sydney Szabo	233 Sydney Szabo	870 Sydney Szabo
Boys	277 Caleb Pitts	946 Caleb Pitts	298 Sawyer Carr	1047 Sawyer Carr
	264 Sawyer Carr	911 Sawyer Carr	292 Caleb Pitts	1006 Caleb Pitts
	247 Logan Pitts	875 Logan Pitts	261 Darren Cuellar	899 Logan Pitts
	214 Darren Cuellar	759 Kynan Krause	253 Logan Pitts	877 Darren Cuellar
	211 Kynan Krause	689 Darren Cuellar	222 Kynan Krause	803 Kynan Krause
	189 AJ Vincent	668 AJ Vincent	212 AJ Vincent	760 AJ Vincent
Girls	234 Korinn Rosenquist	761 Korinn Rosenquist	283 Korinn Rosenquist	957 Korinn Rosenquist

Weekly Game Over Average
Game - Avg=Difference

Weekly Series over Average
Series - Avg=Difference

Men	264 - 191=73 Cole Snuffer	958 - 764=194 Cole Snuffer
	276 - 206=70 Pat Graham	1001 - 872=129 Scott Kaszubski
	299 - 233=66 Michael Davis	938 - 824=114 Pat Graham
Women	214 - 171=43 Joanna Stroud	700 - 684=16 Joanna Stroud
	162 - 146=16 Sydney Szabo	586 - 584=2 Sydney Szabo
Boys	264 - 187=77 Sawyer Carr	911 - 748=163 Sawyer Carr
	277 - 208=69 Caleb Pitts	946 - 832=114 Caleb Pitts
	214 - 172=42 Darren Cuellar	875 - 872=3 Logan Pitts
Girls	234 - 170=64 Korinn Rosenquist	761 - 680=81 Korinn Rosenquist

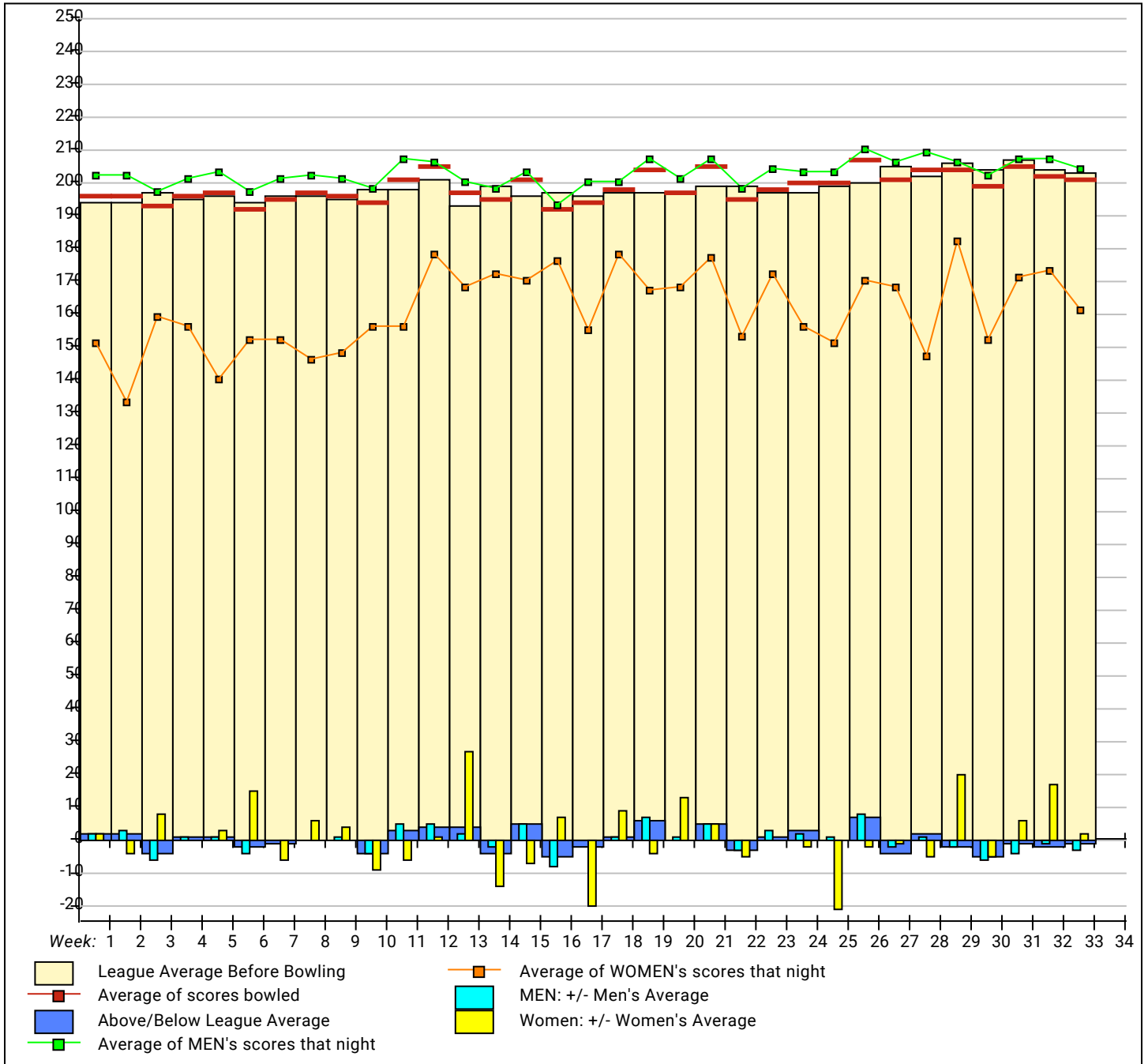
Team Rosters

<u>Name</u>	<u>True Average</u>	<u>HDCP</u>	<u>Pins</u>	<u>Gms</u>	<u>-1-</u>	<u>-2-</u>	<u>-3-</u>	<u>-4-</u>	<u>Total</u>	<u>Total</u>	<u>HDCP</u>	<u>High</u>	<u>HDCP</u>	<u>High</u>	<u>HDCP</u>	<u>Sers</u>	<u>Sers</u>	<u>To Raise</u>	<u>To Drop</u>	<u>250's</u>	<u>933's</u>	<u>Most Improved</u>	
1 - The Flamingo Caleb Pitts	Lane 23	HDCP=12	Avg=211																				
Caleb Pitts	211.75	12	6776	32	198	277	237	234	946	1006	277	292	946	1006	856	819	9	1	207	+4.75			
2 - Scooter Scott Kaszubski	Lane 9	HDCP=2	Avg=222																				
Scott Kaszubski	222.88	2	7132	32	268	265	212	256	1001	1025	269	279	1001	1025	896	859	18	8	216	+6.88			
3 - StoneCold Austin Pavy	Lane 23	HDCP=7	Avg=217																				
Austin Pavy	217.91	7	6973	32	257	214	235	203	909	941	280	290	943	983	875	838	13	4	213	+4.91			
4 - Mick Foley Thomas Jensen	Lane 21	HDCP=71	Avg=146																				
Thomas Jensen	146.07	71	4090	28	155	126	138	111	530	806	198	271	698	990	614	581	--	--	152	-5.93			
5 - Joanna "Purple" Stroud	Lane 25	HDCP=48	Avg=171																				
Joanna Stroud	171.56	48	5490	32	145	168	214	173	700	892	225	282	795	1007	702	665	--	--	172	-0.44			
6 - Brandon Huisenga	Lane 21	HDCP=16	Avg=207																				
Brandon Huisenga	207.56	16	6642	32	208	217	197	245	867	935	268	309	926	1106	846	809	7	--	174	+33.56			

Name	True		Pins	Gms	-1-	-2-	-3-	-4-	Total	HDCP Total	High Game	HDCP Game	High Sers	HDCP Sers	To Raise Avg +1	To Drop Avg -1	250's	933's	Most Improved	
	Average	HDCP																	Avg	Avg +/-
7 - Joey The Kangaroo Cuellar	Lane 25 HDCP=13 Avg=210																			
Joey Cuellar	210.75	13	6744	32	204	167	212	170	753	793	268	274	997	1021	852	815	10	4	218	-7.25
8 - Hype Man Adam Noble	Lane 19 HDCP=68 Avg=149																			
Adam Noble	149.07	68	4174	28	139	151	146	151	587	859	186	255	637	915	626	593	1	--	147	+2.07
9 - Da Lefty Assassin R Wroblewsk	Lane 27 HDCP=0 Avg=228																			
Robert Wroblewski	228.44	0	7310	32	161	235	212	161	769	769	279	281	1001	1001	934	897	20	5	222	+6.44
10 - Tom Balcerak	Lane 19 HDCP=32 Avg=189																			
Tom Balcerak	189.38	32	6060	32	181	180	172	193	726	850	254	284	841	961	780	743	1	--	191	-1.63
11 - "Big Sauce" Sawyer Carr	Lane 9 HDCP=28 Avg=193																			
Sawyer Carr	193.39	28	5415	28	210	264	191	246	911	1047	264	298	911	1047	793	760	1	--	196	-2.61
12 - "Ol One Eye" Scott Carr	Lane 17 HDCP=1 Avg=223																			
Scott Carr	223.28	1	7145	32	213	280	165	234	892	896	280	281	955	957	919	882	8	2	223	+0.28
13 - Quiet Assassian Bill Schultz	Lane 10 HDCP=0 Avg=225																			
Bill Schultz Jr	225.00	0	7200	32	178	223	204	202	807	807	279	286	1006	1029	936	899	14	3	215	+10.00
14 - Big Daddy Cool Kevin Menke	Lane 17 HDCP=6 Avg=218																			
Kevin Menke	218.66	6	6997	32	168	235	199	224	826	842	287	310	947	1039	887	850	12	2	199	+19.66
15 - K-Dog Kris Lyles	Lane 28 HDCP=0 Avg=236																			
Kris Lyles	236.64	0	6626	28	246	238	203	215	902	902	279	279	1031	1031	958	925	35	13	230	+6.64
16 - Teddy Ballgame	Lane 15 HDCP=0 Avg=233																			
Ted Rosenquist	233.46	0	6537	28	238	193	223	234	888	888	300	300	977	977	951	918	25	13	225	+8.46
17 - T-Ball Korinn Rosenquist	Lane 26 HDCP=46 Avg=173																			
Korinn Rosenquist	173.00	46	4844	28	234	164	169	194	761	957	234	302	817	1093	724	691	--	--	159	+14.00
18 - Cole Snuffer	Lane 15 HDCP=25 Avg=197																			
Cole Snuffer	197.81	25	6330	32	242	209	264	243	958	1078	264	294	958	1078	798	761	3	1	183	+14.81
19 - Logan Leprechaun Pitts	Lane 26 HDCP=6 Avg=218																			
Logan Pitts	218.31	6	6986	32	166	225	237	247	875	899	281	283	966	1002	898	861	5	1	214	+4.31
20 - K-9 Kynan Krause	Lane 13 HDCP=14 Avg=209																			
Kynan Krause	209.72	14	6711	32	211	160	211	177	759	803	269	280	897	949	849	812	3	--	205	+4.72
21 - Dice Man John Ulicny	Lane 24 HDCP=0 Avg=234																			
John Ulicny	234.34	0	7499	32	257	246	255	258	1016	1016	299	299	1016	1016	961	924	8	4	223	+11.34
22 - Cupcake Eddie Carder	Lane 13 HDCP=17 Avg=206																			
Eddie Carder	206.88	17	3310	16	i171	a186a	186a	186	729	797	246	258	875	911	830	809	18	6	215	-8.13
23 - Kyle Snuffer	Lane 24 HDCP=0 Avg=225																			
Kyle Snuffer	225.31	0	7210	32	177	203	255	204	839	839	279	279	976	976	926	889	8	3	239	-13.69
24 - Pat "Cho Cho" Graham	Lane 11 HDCP=11 Avg=212																			
Pat Graham	212.20	11	4244	20	221	276	225	216	938	1006	276	293	938	1006	868	843	5	1	205	+7.20
25 - AJ Vincent	Lane 22 HDCP=27 Avg=194																			
AJ Vincent	194.50	27	5446	28	138	157	184	189	668	760	248	276	879	983	794	761	--	--	209	-14.50
26 - The Lane General Michael Davi	Lane 11 HDCP=0 Avg=233																			
Michael Davis	233.84	0	7483	32	218	213	299	204	934	934	299	299	1021	1021	941	904	37	17	228	+5.84
27 - Rack Attack Brian Rak	Lane 22 HDCP=0 Avg=226																			
Brian Rak	226.13	0	7236	32	247	228	178	201	854	854	297	308	1050	1094	936	899	25	9	212	+14.13
28 - Just Tim Bodnar	Lane 10 HDCP=0 Avg=232																			
Tim Bodnar	232.32	0	6505	28	243	244	199	201	887	887	279	279	1005	1017	951	918	13	6	221	+11.32
29 - Joe Stadler	Lane 20 HDCP=32 Avg=189																			
Joe Stadler	189.88	32	6076	32	156	188	180	198	722	842	248	275	806	931	764	727	--	--	188	+1.88
30 - Roger Jackson	Lane 12 HDCP=27 Avg=195																			
Roger Jackson	195.54	27	5475	28a	175a	175a	175a	175	700	808	289	312	876	1023	797	764	4	--	182	+13.54
31 - Bulldog Ben Jam In Cirino	Lane 20 HDCP=15 Avg=208																			
Benjamin Cirino	208.00	15	6656	32	214	232	191	170	807	867	299	310	966	1010	868	831	17	6	212	-4.00
32 - Stan Lobo	Lane 12 HDCP=18 Avg=204																			
Stan Lobodzinski	204.31	18	6538	32	181	217	176	190	764	832	254	274	909	989	842	805	4	--	196	+8.31
33 - Bryan Campagna	Lane 18 HDCP=23 Avg=199																			
Bryan Campagna	199.75	23	5593	28	204	245	221	171	841	937	257	285	841	952	807	774	7	1	208	-8.25
34 - Tyler Asbury	Lane 14 HDCP=27 Avg=195																			
Tyler Asbury	195.19	27	6246	32	195	214	172	177	758	862	245	270	832	940	810	773	3	--	193	+2.19
35 - The Nice Guy Russ Huneryager	Lane 18 HDCP=24 Avg=198																			
Russ Huneryager	198.09	24	6339	32	188	168	215	190	761	853	247	275	908	1020	825	788	7	2	199	-0.91
36 - Lucky Deuce Brandon Smith	Lane 14 HDCP=5 Avg=219																			
Brandon Smith	219.28	5	7017	32	211	236	220	256	923	951	259	267	925	965	903	866	24	3	220	-0.72
37 - David "Marv" Allen	Lane 16 HDCP=64 Avg=153																			
David Allen	153.89	64	4309	28	148	170	123	162	603	855	231	292	748	997	619	586	--	--	157	-3.11

Name	True		Pins	Gms	-1-	-2-	-3-	-4-	Total	HDCP	High	HDCP	High	HDCP	To Raise	To Drop	250's	933's	Most Improved	
	Average	HDCP								Total	Game	Sers	Sers	Avg +1	Avg -1	Avg			+/-	
38 - Nuge Jon Nugent	Lane 16 HDCP=63 Avg=155																			
Jon Nugent	155.06	63	4962	32	170	148	113	128	559	803	208	270	686	966	654	617	--	--	147	+8.06
39 - Isaac Strom	Lane 27 HDCP=27 Avg=194																			
Isaac Strom	194.21	27	5438	28	205	174	167	202	748	856	259	289	848	956	802	769	4	--	193	+1.21
40 - Joey "Christmas" Garland	Lane 28 HDCP=13 Avg=210																			
Joseph Garland	210.94	13	6750	32	209	215	181	257	862	914	279	311	940	1068	846	809	8	1	195	+15.94
41 - The King Shaun Ciesielski	Lane 29 HDCP=3 Avg=221																			
Shaun Ciesielski	221.54	3	6203	28	220	197	244	236	897	909	279	279	929	949	901	868	21	8	224	-2.46
42 - BEAT OWN AVG -20	Lane 30 HDCP=0 Avg=0																			
43 - BEAT OWN AVG -20	Lane 29 HDCP=0 Avg=0																			
44 - The Professor Tim Kolis	Lane 30 HDCP=27 Avg=194																			
Tim Kolis	194.53	27	6225	32	187	205	161	242	795	907	266	303	886	1034	795	758	3	--	185	+9.53
45 - Darren Cuellar	Lane 31 HDCP=47 Avg=172																			
Darren Cuellar	172.14	47	4820	28	214	169	146	160	689	877	234	283	780	996	716	683	--	--	152	+20.14
46 - Sydney Szabo	Lane 32 HDCP=71 Avg=146																			
Sydney Szabo	146.19	71	2339	16	150	140	162	134	586	870	178	250	590	911	601	580	--	--	135	+11.19
47 - Bradley Kaminski	Lane 31 HDCP=40 Avg=180																			
Bradley Kaminski	180.83	40	2170	12	a160	a160	a160	a160	640	800	224	260	764	908	726	709	--	--	185	-4.17
48 - BEAT OWN AVG -20	Lane 32 HDCP=0 Avg=0																			

League Average Week-by-Week



Important Messages

HOUSE MYSTERY POT: \$2.00 to Enter, Covers Games 1 & 2 ONLY
 Circle The Number Next To Your Name and Drop Your \$2 In The Bucket

Alphabetical List of All Members of This League

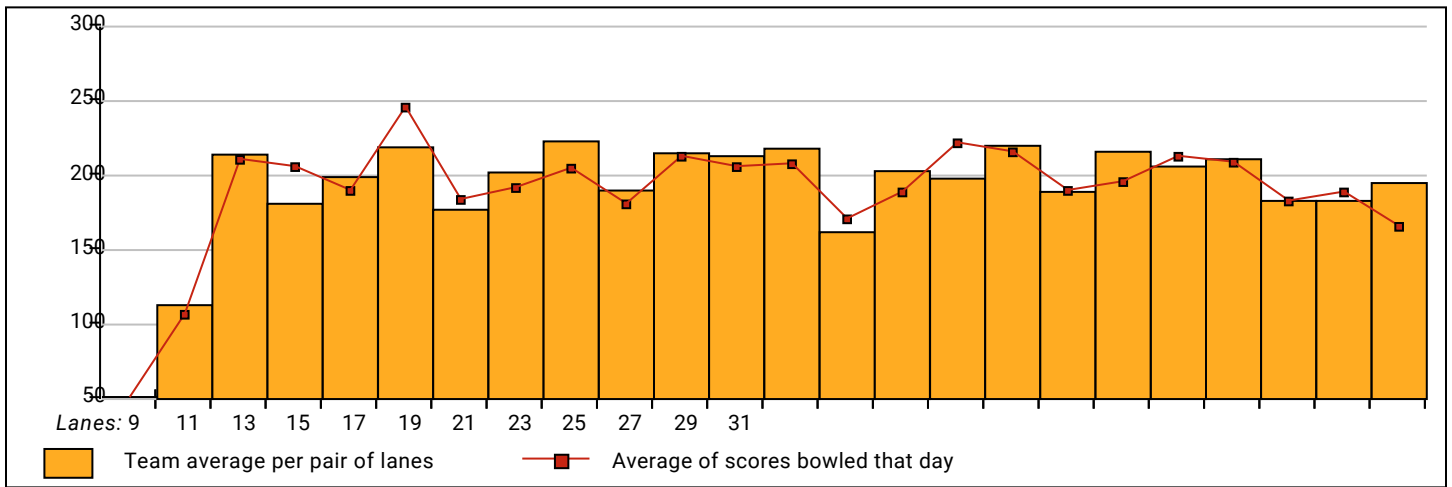
Lane				True				Lane				True			
NxtWk	Team	Name	Average	Pins	Gms	HDCP	NxtWk	Team	Name	Average	Pins	Gms	HDCP		
1	16	37	Allen, David	153.89	4309	28	64	44	13	20	Krause, Kynan	209.72	6711	32	14
2	14	34	Asbury, Tyler	195.19	6246	32	27	45	0		Lamchi, Nick		0	0	38
3	19	10	Balcerak, Tom	189.38	6060	32	32	46	0		Leaf, Fred		0	0	13
4		0	Bartos, Mason	193.00	2316	12	28	47	0		Lewis-Steele, Ashton		0	0	80
5	10	28	Bodnar, Tim	232.32	6505	28	0	48	12	32	Lobodzinski, Stan	204.31	6538	32	18
6		0	Brauer, Jacob		0	0	23	49	28	15	Lyles, Kris	236.64	6626	28	0
7	18	33	Campagna, Bryan	199.75	5593	28	23	50		0	McGill, Nicole		0	0	87
8	13	22	Carder, Eddie	206.88	3310	16	17	51	17	14	Menke, Kevin	218.66	6997	32	6
9	9	11	Carr, Sawyer	193.39	5415	28	28	52		0	Morgan, Mike		0	0	71
10	17	12	Carr, Scott	223.28	7145	32	1	53		0	Murt, Rick		0	0	11
11		0	Cawby, Larry		0	0	0	54	19	8	Noble, Adam	149.07	4174	28	68
12		0	Cherep, Nick		0	0	23	55		0	Noble, Peyton		0	0	72
13		0	Ciesielski, Bella		0	0	23	56	16	38	Nugent, Jon	155.06	4962	32	63
14		0	Ciesielski, Sara		0	0	29	57	23	3	Pavy, Austin	217.91	6973	32	7
15	29	41	Ciesielski, Shaun	221.54	6203	28	3	58		0	Pearce, Bill		0	0	43
16	20	31	Cirino, Benjamin	208.00	6656	32	15	59		0	Penfold, Dave		0	0	9
17		0	Clemmons, Andrew		0	0	20	60	23	1	Pitts, Caleb	211.75	6776	32	12
18	31	45	Cuellar, Darren	172.14	4820	28	47	61	26	19	Pitts, Logan	218.31	6986	32	6
19		0	Cuellar, Devanne		0	0	79	62	22	27	Rak, Brian	226.13	7236	32	0
20	25	7	Cuellar, Joey	210.75	6744	32	13	63		0	Reese, Jacob		0	0	36
21		0	Cummings, Jacob		0	0	0	64		0	Richel, Carly		0	0	35
22		0	Davis, James		0	0	0	65		0	Rodriguez, Eugene		0	0	9
23	11	26	Davis, Michael	233.84	7483	32	0	66	26	17	Rosenquist, Korinn	173.00	4844	28	46
24		0	Dixon, Ken		0	0	54	67	15	16	Rosenquist, Ted	233.46	6537	28	0
25		0	Doolittle, Leif		0	0	45	68	10	13	Schultz Jr, Bill	225.00	7200	32	0
26		0	Dunn, Jim		0	0	15	69		0	Scott, Andrew		0	0	51
27		0	English, Andrew		0	0	26	70	14	36	Smith, Brandon	219.28	7017	32	5
28		0	Fadely, George		0	0	99	71	15	18	Snuffer, Cole	197.81	6330	32	25
29	28	40	Garland, Joseph	210.94	6750	32	13	72	24	23	Snuffer, Kyle	225.31	7210	32	0
30		0	Garner, Brian		0	0	42	73	20	29	Stadler, Joe	189.88	6076	32	32
31	11	24	Graham, Pat	212.20	4244	20	11	74	27	39	Strom, Isaac	194.21	5438	28	27
32		0	Guerrero, Adam		0	0	26	75	25	5	Stroud, Joanna	171.56	5490	32	48
33		0	Howell, Nicholas		0	0	14	76	32	46	Szabo, Sydney	146.19	2339	16	71
34	21	6	Huisenga, Brandon	207.56	6642	32	16	77		0	Tanet, Tony		0	0	39
35	18	35	Huneryager, Russ	198.09	6339	32	24	78		0	Tomko, Chase		0	0	71
36	12	30	Jackson, Roger	195.54	5475	28	27	79		0	Toth, Tommy		0	0	28
37	21	4	Jensen, Thomas	146.07	4090	28	71	80	24	21	Ulicny, John	234.34	7499	32	0
38		0	Jones, Hershel		0	0	42	81		0	Urycki, Robert		0	0	8
39	31	47	Kaminski, Bradley	180.83	2170	12	40	82	22	25	Vincent, AJ	194.50	5446	28	27
40	9	2	Kaszubski, Scott	222.88	7132	32	2	83		0	Wagenblast, Scott		0	0	13
41		0	Klawiter, Eve		0	0	22	84		0	Wellsand, Jake		0	0	53
42		0	Klemz, Tyler		0	0	9	85		0	Wilusz, AJ		0	0	16
43	30	44	Kolis, Tim	194.53	6225	32	27	86	27	9	Wroblewski, Robert	228.44	7310	32	0

Men & Women, Left & Right Handed Statistics

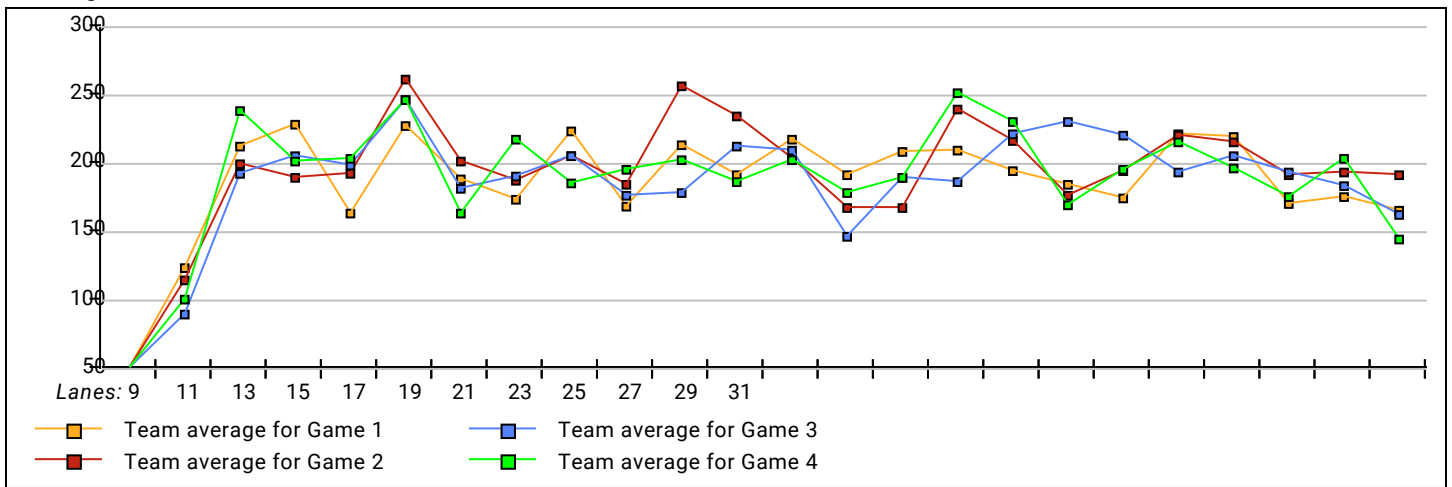
Unless designated left handed, bowlers are considered right handed.

	<u>Over All</u>	<u>M-Rt</u>	<u>M-Left</u>	<u>W-Rt</u>	<u>W-Left</u>
How many people bowled	42	30	3	2	0
Number of games bowled	168	120	12	8	0
Actual average of week's scores	201.30	202.09	222.67	160.75	0.00
How many games above average	77	53	7	4	0
How many games below average	90	66	5	4	0
Pins above/below average per game	-0.94	-1.67	-10.00	2.25	0.00
How many people raised average	18	10	1	2	--
by this amount	2.16	2.32	2.81	0.30	0.00
How many people went down	24	20	2	--	--
by this amount	-1.84	-1.50	-3.47	0.00	0.00
League average before bowling	202.66	204.25	233.08	158.58	0.00
League average after bowling	202.53	204.02	231.70	158.88	0.00
Change in league average	-0.13	-0.22	-1.37	0.30	0.00
800s	23	18	2	--	--
775s	1	1	--	--	--
750s	7	4	1	--	--
725s	2	2	--	--	--
700s	2	1	--	1	--
675s	1	--	--	--	--
650s	1	--	--	--	--
625s	--	--	--	--	--
600s	1	1	--	--	--
575s	2	1	--	1	--
550s	1	1	--	--	--
525s	1	1	--	--	--
500s	--	--	--	--	--
475s	--	--	--	--	--
450s	--	--	--	--	--
425s	--	--	--	--	--
400s	--	--	--	--	--
below 400	--	--	--	--	--
300s	--	--	--	--	--
275s	4	3	--	--	--
250s	12	8	3	--	--
225s	30	19	4	--	--
200s	45	38	2	1	--
175s	30	23	1	--	--
150s	32	19	2	4	--
125s	12	7	--	3	--
100s	3	3	--	--	--
below 100	--	--	--	--	--

Team Average vs Avg of Scores



Average of Scores for Each Game



Amount Over/Under Team Average

