

Wednesday 6:30 PM

Cityview Lanes

Lanes 1 - 26

USBC Certification:

President: Andrew Brimberry is on Lane 9 abrimberry@gmail.com
 Vice President: Denis Muilenburg is on Lane 19 dmuilenburgjr@yahoo.com
 Secretary/Treasurer: Rochelle Greener is on Lane 18 rogreener@aol.com
 Sergeant at Arms: David Willis is on Lane 11 davjlm@sbcglobal.net

View Standings on the Web

Visit LeagueSecretary.com - This league's ID number is **88503**
 View standings, bowler history, statistics and more. Also check out the Mobile App.
 Visit bowl.com - This league's ID number is **30712**



Fall 2023 - 2024 First Half Winners: Tie between Teams 20 and 14
 (Rolloff Pending)
 Fall 2022-2023 Winners: Better Chance

Points won by your name indicates the number of games over average.

Team 21 will post bowl week 33 (vs. Team 4).

If you aren't feeling well, please stay home.
 Next week, 5/8, is the final position round for the second half. NO
 SUBS ALLOWED.

Lane Assignments

Wk33 05/01 1-2 3-4 5-6 7-8 9-10 11-12 13-14
 11-20 22-13 24-15 26-17 2-19 4-21 6-23

Wk34 05/08 📍 Position Round- Start Lane - 25

Wk35 05/15 📍 Fun Night!- Start Lane - 1 No points

Wk33 05/01 15-16 17-18 19-20 21-22 23-24 25-26
 25- 8 10- 1 3-12 14- 5 16- 7 9-18

Wk34 05/08 📍 Position Round- Start Lane - 25

Wk35 05/15 📍 Fun Night!- Start Lane - 1 No points

Team Standings

Place	#	Team Name	%Won	Points Won	Points Lost	UnEarned Points	Y-T-D % WON	Year-To-Date WON	Y-T-D LOST	Games Won	Scratch Pins	Pins + HDCP
1	20	Split Happens	64.2	77	43		62.9	161	95	29½	71270	81656
2	18	MOJO	63.3	76	44		58.6	150	106	27	77237	83566
3	14	Phuket	62.5	75	45		62.1	159	97	27	75024	83907
4	25	Odd Balls	60.0	72	48		53.9	138	118	26	73083	83625
5	4	3 Lefts Makes a Right	58.3	70	50		48.0	123	133	26	58813	81919
6	26	Benchwarmers	56.7	68	52		52.1	125	115	25	55932	71700
7	12	Charlie's Chargers	55.8	67	53		52.7	135	121	24½	75091	84577
8	10	Better Chance	53.3	64	56		56.3	144	112	23	72356	83966
9	6	Double Trouble	53.3	64	56		54.7	140	116	25	68801	83330
10	5	Fantastic Four	53.3	64	56		49.2	126	130	25	67674	82701
11	8	Talent To Spare	53.3	64	56		50.0	128	128	23	60070	82228
12	19	Pop and Prodigies	50.0	60	60		54.7	140	116	22	73661	83660
13	2	Deuces For Life	50.0	60	60		53.1	136	120	23	78683	83573
14	17	The Complete Backyard	50.0	60	60		52.3	134	122	23	72258	82587
15	9	No Chance	47.5	57	63		52.3	134	122	23	70190	82835
16	7	Bar Association	46.7	56	64		53.9	138	118	21	55820	82931

Place	#	Team Name	%Won	Points Won	Points Lost	UnEarned Points	Y-T-D % WON	Year-To-Date WON	Y-T-D LOST	Games Won	Scratch Pins	Pins + HDCP
17	15	Nothing Special	46.7	56	64		48.0	123	133	20	53921	82244
18	1	Malfunction	46.7	56	64		45.3	116	140	20	61145	81941
19	23	Give Me A Break	46.7	56	64		43.0	110	146	22	58032	78678
20	13	Miller Time	43.3	52	68		46.9	120	136	20	69021	82536
21	21	Miller Ranch Hands	42.5	51	69		39.5	101	155	18½	52723	80809
22	11	Gutter Chaos	41.7	50	70		48.4	124	132	21	69020	82996
23	16	Bowl-a-Holics	41.7	50	70		37.9	97	159	18	63557	81512
24	3	Stealth Strikers	40.0	48	72		43.0	110	146	19	68454	81756
25	22	Here 4 Fun	35.0	42	78		47.3	121	135	17	62874	81828
26	24	Back Again	30.8	37	83		34.0	87	169	13½	51479	78524

Review of Last Week's Bowling.....

Lanes	Team Name	HDCP -1-	HDCP -2-	HDCP -3-	HDCP Total	Last Wk WON	Team Name	HDCP -1-	HDCP -2-	HDCP -3-	HDCP Total	Last Wk WON
1-2	Nothing Special	855	853	906	2614	6	<---> Here 4 Fun	819	856	817	2492	2
3-4	Back Again	832	805	839	2476	0	<---> The Complete Backya	842	1034	865	2741	8
5-6	Benchwarmers	831	846	966	2643	4	<---> Pop and Prodigies	854	859	819	2532	4
7-8	Miller Ranch Hands	888	816	861	2565	8	<---> Deuces For Life	808	784	815	2407	0
9-10	Give Me A Break	859	896	822	2577	8	<---> 3 Lefts Makes a Right	839	836	818	2493	0
11-12	Double Trouble	827	860	845	2532	2	<---> Odd Balls	888	864	802	2554	6
13-14	Talent To Spare	870	956	904	2730	8	<---> Malfunction	819	805	855	2479	0
15-16	Better Chance	902	794	976	2672	6	<---> Stealth Strikers	818	958	883	2659	2
17-18	Charlie's Chargers	976	910	916	2802	6	<---> Fantastic Four	940	943	803	2686	2
19-20	Bar Association	781	926	860	2567	4	<---> Phuket	952	882	845	2679	4
21-22	No Chance	773	912	830	2515	2	<---> Bowl-a-Holics	907	770	883	2560	6
23-24	MOJO	915	919	885	2719	6	<---> Gutter Chaos	944	902	795	2641	2
25-26	Split Happens	883	824	839	2546	6	<---> Miller Time	928	817	764	2509	2

Last Week's Top Scores

Team Scratch Game	Team Scratch Series	Team Handicap Game	Team Handicap Series
922 The Complete Backyard	2547 Charlie's Chargers	1034 The Complete Backyard	2802 Charlie's Chargers
891 Charlie's Chargers	2515 MOJO	976 Better Chance	2741 The Complete Bac
862 Better Chance	2405 The Complete Backyard	976 Charlie's Chargers	2730 Talent To Spare
851 MOJO	2367 Phuket	966 Benchwarmers	2719 MOJO
848 Phuket	2330 Better Chance	958 Stealth Strikers	2686 Fantastic Four
838 Stealth Strikers	2299 Deuces For Life	956 Talent To Spare	2679 Phuket
808 Benchwarmers	2299 Stealth Strikers	952 Phuket	2672 Better Chance
804 Gutter Chaos	2255 Split Happens	944 Gutter Chaos	2659 Stealth Strikers
788 Miller Time	2245 Odd Balls	943 Fantastic Four	2643 Benchwarmers
787 Fantastic Four	2232 Pop and Prodigies	928 Miller Time	2641 Gutter Chaos

	Scratch Game	Scratch Series	Handicap Game	Handicap Series
Men	268 Charlie Richardson III	729 Trey Castor	291 David Black	787 Charlie Richardson III
	267 Jay Rux	727 Charlie Richardson III	290 Jesse Callan	771 Jesse Callan
	266 Jesse Callan	708 Jay Rux	288 Charlie Richardson III	765 Ken Bishop
	260 Marshall McNeese	699 Jesse Callan	288 Samuel Francis	752 David Black
	258 Dorian Villegas	684 Ken Bishop	284 Ken Bishop	750 Trey Castor
	257 Ken Bishop	677 Marshall McNeese	283 Dorian Villegas	747 Jay Rux
	256 Kevin Bankston	648 Kevin Bankston	283 Morgan Halbert	726 Bryan Harrison
	246 David Black	648 Skip Sand	281 Bryan Harrison	710 Marshall McNeese
	245 Trey Castor	646 Joseph Rodriguez	280 Jay Rux	705 Matt Hertel
	243 Morgan Halbert	638 Joshua Gibbs	279 Tyson Akers	697 Samuel Francis
Women	235 Steffany Brown	691 Steffany Brown	262 Trisha Burns	742 Steffany Brown
	232 Cyndi Dyche	649 Cyndi Dyche	257 Theresa Bankston	721 Cyndi Dyche
	232 Trisha Burns	599 Theresa Bankston	256 Cyndi Dyche	707 Theresa Bankston
	221 Theresa Bankston	584 Shannon Jones	255 Mecca Halbert	698 Kasie Webb
	212 Kecia Andries	583 Trisha Burns	252 Steffany Brown	693 Sandra Jones
	208 Shannon Jones	563 Kasie Webb	249 Shawna Werner	689 Lee Ann Sifford
	203 Kasie Webb	543 Kecia Andries	248 Kasie Webb	680 Shannon Jones
	203 Karen Burns-Lane	543 Amanda Akers	248 Tracy Head	678 Mary Hannah Pruett
	202 Tracy Head	528 Tracy Head	248 Lee Ann Sifford	673 Trisha Burns
	191 Amanda Akers	511 Karen Burns-Lane	246 Morgan Morris	666 Tracy Head
				666 Shawna Werner

Weekly Game Over Average
Game - Avg=Difference

Weekly Series over Average
Series - Avg=Difference

Men	246 - 170=76	David Black	727 - 591=136	Charlie Richardson III
	226 - 151=75	Samuel Francis	699 - 579=120	Jesse Callan
	266 - 193=73	Jesse Callan	684 - 570=114	Ken Bishop
	268 - 197=71	Charlie Richardson III	617 - 510=107	David Black
	243 - 175=68	Morgan Halbert	729 - 636=93	Trey Castor
	257 - 190=67	Ken Bishop	708 - 615=93	Jay Rux
	236 - 170=66	Bryan Harrison	591 - 510=81	Bryan Harrison
	258 - 192=66	Dorian Villegas	588 - 528=60	Matt Hertel
	188 - 124=64	Brian Terry	511 - 453=58	Samuel Francis
	234 - 170=64	Tyson Akers	435 - 378=57	Michael Griffith
Women	232 - 186=46	Trisha Burns	691 - 603=88	Steffany Brown
	159 - 113=46	Mecca Halbert	649 - 579=70	Cyndi Dyche
	221 - 180=41	Theresa Bankston	429 - 366=63	Sandra Jones
	232 - 193=39	Cyndi Dyche	599 - 540=59	Theresa Bankston
	183 - 146=37	Shawna Werner	563 - 510=53	Kasie Webb
	178 - 142=36	Lee Ann Sifford	479 - 426=53	Lee Ann Sifford
	157 - 121=36	Morgan Morris	480 - 438=42	Mary Hannah Pruett
	202 - 168=34	Tracy Head	584 - 552=32	Shannon Jones
	235 - 201=34	Steffany Brown	468 - 438=30	Shawna Werner
	203 - 170=33	Kasie Webb	452 - 423=29	Lindsey Halbert
		392 - 363=29	Morgan Morris	

Last Week's Top Game Scores

Men	Game 1 SCR	268	Charlie Richardson III	258	Dorian Villegas	256	Kevin Bankston
Women	Game 1 SCR	232	Trisha Burns	229	Cyndi Dyche	228	Steffany Brown
Men	Game 2 SCR	266	Jesse Callan	260	Marshall McNeese	257	Ken Bishop
Women	Game 2 SCR	232	Cyndi Dyche	228	Steffany Brown	212	Kecia Andries
Men	Game 3 SCR	267	Jay Rux	242	Marshall McNeese	240	Trey Castor
Women	Game 3 SCR	235	Steffany Brown	221	Theresa Bankston	203	Karen Burns-Lane
Men	Game 1 HDCP	288	Charlie Richardson III	283	Dorian Villegas	277	David Black
Women	Game 1 HDCP	262	Trisha Burns	253	Cyndi Dyche	248	Kasie Webb
						248	Lee Ann Sifford
Men	Game 2 HDCP	291	David Black	290	Jesse Callan	284	Ken Bishop
Women	Game 2 HDCP	256	Cyndi Dyche	248	Tracy Head	245	Steffany Brown
Men	Game 3 HDCP	288	Samuel Francis	280	Jay Rux	260	Ronnie Burns
Women	Game 3 HDCP	257	Theresa Bankston	255	Mecca Halbert	252	Steffany Brown

Season High Scores

<u>Team Scratch Game</u>	<u>Team Scratch Series</u>	<u>Team Handicap Game</u>	<u>Team Handicap Series</u>
958 Split Happens	2681 Deuces For Life	1059 Split Happens	2952 Split Happens
945 Deuces For Life	2649 Split Happens	1043 Charlie's Chargers	2951 Double Trouble
945 Phuket	2624 Phuket	1038 Odd Balls	2917 Benchwarmers
940 Charlie's Chargers	2603 MOJO	1034 Phuket	2894 Charlie's Chargers
932 MOJO	2585 Charlie's Chargers	1034 The Complete Backyard	2891 Phuket
922 The Complete Backyard	2513 Double Trouble	1022 Fantastic Four	2888 Odd Balls
913 Odd Balls	2513 Odd Balls	1020 Double Trouble	2867 Deuces For Life
891 Better Chance	2497 Pop and Prodigies	1020 No Chance	2823 No Chance
890 Fantastic Four	2433 No Chance	1019 Better Chance	2821 Gutter Chaos
890 No Chance	2428 Benchwarmers	1005 MOJO	2812 Pop and Prodigies
874 Double Trouble	2422 Better Chance	1005 Benchwarmers	2810 Miller Time
870 Stealth Strikers	2414 Miller Time	999 Miller Time	2784 Bar Association
870 Miller Time	2405 The Complete Backyard	996 Deuces For Life	2783 MOJO

<u>Team Scratch Game</u>		<u>Team Scratch Series</u>		<u>Team Handicap Game</u>		<u>Team Handicap Series</u>	
868	Pop and Prodigies	2389	Stealth Strikers	995	Stealth Strikers	2779	Better Chance
842	Benchwarmers	2368	Gutter Chaos	987	Gutter Chaos	2776	Talent To Spare
836	Gutter Chaos	2318	Fantastic Four	982	Talent To Spare	2769	Nothing Special
792	Bowl-a-Holics	2208	Bowl-a-Holics	978	Bar Association	2766	Here 4 Fun
784	Here 4 Fun	2178	Here 4 Fun	975	3 Lefts Makes a Right	2764	Stealth Strikers
763	Give Me A Break	2164	Talent To Spare	974	Here 4 Fun	2762	Bowl-a-Holics
750	Talent To Spare	2116	Give Me A Break	974	Give Me A Break	2745	Fantastic Four
728	3 Lefts Makes a Right	2052	Malfunction	973	Pop and Prodigies	2741	The Complete Bac
722	Malfunction	1958	3 Lefts Makes a Right	972	Bowl-a-Holics	2741	Give Me A Break
705	Bar Association	1947	Bar Association	971	Back Again	2727	Malfunction
687	Nothing Special	1893	Nothing Special	969	Nothing Special	2724	Miller Ranch Hand
680	Back Again	1848	Miller Ranch Hands	960	Miller Ranch Hands	2681	3 Lefts Makes a Ri
<u>Scratch Game</u>		<u>Scratch Series</u>		<u>Handicap Game</u>		<u>Handicap Series</u>	
Men	300 Marshall McNeese	789	Ben Ross	328	Chris Hamilton	849	Earl Pruett
	300 Bill Lane	783	Jim Greener	327	Bill Lane	816	Dale Farris
	300 Dave Schiell	780	Trey Castor	323	Noah Hudson	816	Ben Ross
	300 Ben Ross	769	Joshua Gibbs	322	Dale Farris	813	Kevin Bankston
	297 Chris Hamilton	768	Earl Pruett	313	Marshall McNeese	813	Anthony Young
	289 Andrew Brimberry	758	Dave Schiell	313	Earl Pruett	810	Jim Greener
	289 Trey Castor	755	Greg Case	310	Dave Schiell	810	Greg Case
	288 Dale Farris	753	Kevin Bankston	309	Ben Ross	807	Trey Castor
	288 Chris Penning	744	Anthony Young	306	Tyson Akers	807	Mike Martin
	287 Noah Hudson	739	Craig Schiell	305	Morgan Halbert	795	Allan Werner
	286 Kevin Bankston	738	Skip Sand	304	Casey Morris	793	Larry Story
	286 Earl Pruett	735	Allan Werner	303	Keith Galloway	793	Matt Hertel
	279 Donald Smallwood	735	Chris Penning	302	David Willis	791	Patrick Childers
	279 Joseph Rodriguez	733	Jay Rux	302	Chris Penning	788	Dave Schiell
	279 Joshua Gibbs	729	Andrew Brimberry	301	Kevin Bankston	788	Will Foldi
	279 Greg Case	727	Charlie Richardson III	301	Anthony Young	787	Charlie Richardson III
	279 Patrick Childers	722	Joseph Rodriguez	301	Patrick Childers	787	Joshua Carson
	278 Anthony Young	716	Joshua Rodriguez	300	Mike Martin	785	Don Dickerson
	276 Shawn Bailey	714	Dale Farris	298	Trey Castor	785	Tyson Akers
	273 Jay Rux	713	Marshall McNeese	297	Joseph Rodriguez	785	Nicholas Ditto
	269 Mike Martin	712	Don Lovas	297	Greg Case	784	Dorian Villegas
	269 Jim Greener	710	Mike Martin	296	Richard Turk	784	Morgan Halbert
	269 Don Lovas	707	Patrick Childers	296	Curtis Roberson	781	Jay Rux
	269 Tyson Akers	705	Scott Jones	296	Chris Andries	780	Curtis Roberson
	269 Skip Sand	702	Curtis Roberson	296	Joshua Carson	778	Don Lovas
		702	Donald Smallwood				
Women	268 Steffany Brown	702	Steffany Brown	288	Amanda Akers	762	Karen Burns-Lane
	259 Cyndi Dyche	670	Kristina Baker	288	Steffany Brown	756	Steffany Brown
	254 Kecia Andries	649	Cyndi Dyche	285	Mary Hannah Pruett	754	Shannon Jones
	247 Karen Burns-Lane	649	Shannon Jones	285	Lindsey Halbert	745	Kristina Baker
	246 Trisha Burns	639	Karen Burns-Lane	284	Kecia Andries	742	Tracy Head
	243 Kristina Baker	637	Trisha Burns	283	Karen Burns-Lane	740	Amanda Akers
	242 Amanda Akers	636	Kecia Andries	280	Cyndi Dyche	738	Morgan Morris
	239 Shannon Jones	617	Theresa Bankston	279	Trisha Burns	735	Angel PinaHardin
	232 Theresa Bankston	602	Amanda Akers	276	Kay Foster	733	Trisha Burns
	224 Tracy Head	598	Tracy Head	274	Shawna Werner	732	Rochelle Greener
	222 Kay Foster	564	Angel PinaHardin	274	Lee Ann Sifford	732	Lindsey Halbert
	218 Mary Hannah Pruett	540	Michelle Marlin	273	Shannon Jones	728	Mary Hannah Pruett
	212 Michelle Marlin	537	Shawna Werner	273	Morgan Morris	726	Kecia Andries
	211 Shawna Werner	532	Kay Foster	272	Tracy Head	726	Shawna Werner
	211 Lindsey Halbert	521	Mary Hannah Pruett	272	Kristina Baker	725	Theresa Bankston
	203 Angel PinaHardin	508	Natalie Griffith	271	Rochelle Greener	723	Michelle Marlin
	202 Lee Ann Sifford	507	Lindsey Halbert	271	Michelle Marlin	721	Cyndi Dyche
	201 Kimberly Terry	499	Lee Ann Sifford	270	Theresa Bankston	721	Natalie Griffith
	191 Natalie Griffith	492	Kimberly Terry	268	Kimberly Terry	717	Kasey Campbell
	190 Rochelle Greener	486	Rochelle Greener	261	Natalie Griffith	715	Kay Foster
	187 Morgan Morris	485	Kim Burns	258	Angel PinaHardin	715	Lee Ann Sifford
	171 Kim Burns	465	Morgan Morris	258	Mecca Halbert	712	Debbie Pruett
	168 Kasey Campbell	453	Kasey Campbell	256	Kasey Campbell	701	Kim Burns
	168 Sandra Jones	451	Payton Shlemon	255	Sandra Jones	696	Kimberly Terry
	165 Payton Shlemon	448	Debbie Pruett	243	Debbie Pruett	693	Sandra Jones
				243	Kim Burns		

Season Game Over Average**Game - Avg=Difference****Men**

297 - 185=112	Chris Hamilton
300 - 190=110	Bill Lane
287 - 180=107	Noah Hudson
288 - 182=106	Dale Farris
286 - 190=96	Earl Pruett
300 - 205=95	Marshall McNeese
300 - 208=92	Dave Schiell
235 - 143=92	Casey Morris
269 - 178=91	Tyson Akers
300 - 209=91	Ben Ross
235 - 144=91	Keith Galloway
264 - 174=90	Morgan Halbert
268 - 182=86	David Willis
256 - 171=85	Mike Martin
225 - 141=84	Richard Turk
288 - 204=84	Chris Penning
278 - 194=84	Anthony Young
231 - 147=84	Joshua Carson
279 - 195=84	Patrick Childers
193 - 110=83	Brian Terry
286 - 203=83	Kevin Bankston
267 - 187=80	Curtis Roberson
268 - 188=80	Chris Andries
279 - 199=80	Greg Case
211 - 131=80	Nicholas Ditto

Women

242 - 168=74	Amanda Akers
211 - 137=74	Lindsey Halbert
218 - 145=73	Mary Hannah Pruett
267 - 196=71	Steffany Brown
254 - 186=68	Kecia Andries
247 - 180=67	Karen Burns-Lane
222 - 159=63	Kay Foster
259 - 196=63	Cyndi Dyche
245 - 182=63	Trisha Burns
187 - 124=63	Morgan Morris
202 - 140=62	Lee Ann Sifford
211 - 150=61	Shawna Werner
190 - 130=60	Rochelle Greener
224 - 166=58	Tracy Head
212 - 154=58	Michelle Marlin
238 - 181=57	Shannon Jones
243 - 187=56	Kristina Baker
201 - 145=56	Kimberly Terry
230 - 175=55	Theresa Bankston
191 - 142=49	Natalie Griffith
161 - 112=49	Mecca Halbert
168 - 122=46	Kasey Campbell
168 - 123=45	Sandra Jones
203 - 158=45	Angel PinaHardin
155 - 122=33	Debbie Pruett

Season Series over Average**Series - Avg=Difference**

768 - 570=198	Earl Pruett
714 - 546=168	Dale Farris
675 - 513=162	Mike Martin
753 - 591=162	Kevin Bankston
744 - 582=162	Anthony Young
738 - 579=159	Greg Case
789 - 630=159	Ben Ross
783 - 630=153	Jim Greener
545 - 393=152	Nicholas Ditto
592 - 441=151	Joshua Carson
780 - 630=150	Trey Castor
626 - 477=149	Will Foldi
679 - 531=148	Larry Story
661 - 513=148	Matt Hertel
474 - 330=144	Brian Terry
456 - 312=144	Shannon Williams
735 - 591=144	Allan Werner
707 - 564=143	Patrick Childers
659 - 519=140	Tyson Akers
652 - 513=139	Morgan Halbert
701 - 564=137	Don Dickerson
727 - 591=136	Charlie Richardson III
697 - 561=136	Dorian Villegas
564 - 429=135	Casey Morris
758 - 624=134	Dave Schiell

639 - 522=117	Karen Burns-Lane
465 - 354=111	Morgan Morris
649 - 543=106	Shannon Jones
702 - 597=105	Steffany Brown
486 - 384=102	Rochelle Greener
598 - 498=100	Tracy Head
507 - 408=99	Lindsey Halbert
602 - 504=98	Amanda Akers
564 - 468=96	Angel PinaHardin
670 - 576=94	Kristina Baker
521 - 429=92	Mary Hannah Pruett
453 - 366=87	Kasey Campbell
537 - 450=87	Shawna Werner
631 - 546=85	Trisha Burns
508 - 423=85	Natalie Griffith
540 - 456=84	Michelle Marlin
448 - 366=82	Debbie Pruett
617 - 537=80	Theresa Bankston
499 - 420=79	Lee Ann Sifford
636 - 558=78	Kecia Andries
532 - 456=76	Kay Foster
649 - 579=70	Cyndi Dyche
485 - 420=65	Kim Burns
429 - 366=63	Sandra Jones
492 - 432=60	Kimberly Terry

Individual High Averages**Men**

221.14	Joshua Gibbs
218.12	Andrew Brimberry
216.01	Skip Sand
213.92	Trey Castor
213.68	Jim Greener
211.94	Ben Ross
211.27	Chris Penning
211.09	Joseph Rodriguez
206.81	Kevin Bankston
206.28	Craig Schiell
205.76	Joshua Rodriguez
203.14	Don Lovas

Women

202.10	Steffany Brown
194.74	Cyndi Dyche
193.72	Kristina Baker
187.41	Kecia Andries
187.15	Trisha Burns
185.26	Shannon Jones
180.71	Theresa Bankston
175.80	Karen Burns-Lane
175.33	Amanda Akers
168.38	Tracy Head
159.90	Angel PinaHardin
154.59	Kay Foster

High Avg	
201.61	Patrick Childers
200.05	Greg Case
199.43	Charlie Richardson III
199.18	Allan Werner
198.43	Donald Smallwood
197.31	Curtis Roberson
197.05	Anthony Young
196.85	Bill Lane
195.89	Jesse Castor
195.11	Jesse Callan
193.84	Larry Story
193.75	Ronnie Burns
192.65	Derek Hanrahan

High Avg	
146.94	Shawna Werner
146.87	Mary Hannah Pruett
145.32	Kimberly Terry
142.98	Lee Ann Sifford
142.71	Natalie Griffith
141.54	Lindsey Halbert
130.79	Rochelle Greener
123.67	Sandra Jones
123.21	Kasey Campbell
122.42	Debbie Pruett
121.65	Morgan Morris
114.12	Mecca Halbert

Most Improved Average

Men	Score	Change	Name	Women	Score	Change	Name
106	to	134.63 = +28.63	Nick Redman	181	to	193.72 = +12.72	Kristina Baker
96	to	118.24 = +22.24	Shannon Williams	104	to	114.12 = +10.12	Mecca Halbert
171	to	191.13 = +20.13	Mike Martin	159	to	168.38 = +9.38	Tracy Head
131	to	150.13 = +19.13	Nicholas Ditto	141	to	150.33 = +9.33	Payton Shlemon
177	to	193.84 = +16.84	Larry Story	151	to	159.90 = +8.90	Angel PinaHardin
160	to	176.28 = +16.28	Noah Hudson	175	to	180.71 = +5.71	Theresa Bankston
110	to	126.19 = +16.19	Alonso Perez	182	to	187.15 = +5.15	Trisha Burns
200	to	216.01 = +16.01	Skip Sand	142	to	146.87 = +4.87	Mary Hannah Pruett
171	to	186.86 = +15.86	Chris Adkins	127	to	130.79 = +3.79	Rochelle Greener
193	to	208.54 = +15.54	Marshall McNeese	191	to	194.74 = +3.74	Cyndi Dyche

Most Un-Improved Averages

Men	Score	Change	Name	Women	Score	Change	Name
209	to	190.33 = -18.67	John Hooks	168	to	155.13 = -12.87	Michelle Marlin
201	to	185.50 = -15.50	Earl Pruett	135	to	123.67 = -11.33	Sandra Jones
156	to	141.91 = -14.09	Gerald Miller	186	to	175.33 = -10.67	Amanda Akers
188	to	174.65 = -13.35	Gary Hill	196	to	187.41 = -8.59	Kecia Andries
231	to	218.12 = -12.88	Andrew Brimberry	129	to	123.21 = -5.79	Kasey Campbell
225	to	213.68 = -11.32	Jim Greener	135	to	129.22 = -5.78	Stephanie Bryce
211	to	200.03 = -10.97	Kevin Brown	159	to	154.59 = -4.41	Kay Foster
166	to	156.84 = -9.16	Paul Montana	180	to	175.80 = -4.20	Karen Burns-Lane
134	to	125.15 = -8.85	Brian Terry	150	to	146.94 = -3.06	Shawna Werner
214	to	205.76 = -8.24	Joshua Rodriguez	142	to	139.08 = -2.92	Kim Burns

Team Rosters

Name	Book Avg	Avg HDCP	Pins	Gms	High Sers	High Game	HDCP Sers	HDCP Game	Last Wk Won	Points Won	
1 - Malfunction Lane 18 HDCP=219 Avg=635											
Brandon Campbell	164	169	45	16269	96	594	211	744	261	2.0	50.0
Kasey Campbell	129	123	87	10350	84	453	168	717	256	1.0	41.0
Rochelle Greener	127	130	81	11379	87	486	190	732	271	1.0	46.0
Jim Greener	225	213	6	20513	96	783	269	810	277	1.0	43.0
2 - Deuces For Life Lane 9 HDCP=39 Avg=834											
Dave Schiell	—	212	7	9575	45	758	300	788	310		22.0
Donald Smallwood	203	198	19	14684	74	702	279	762	294	1.0	31.0
Andrew Brimberry	231	218	1	16141	74	729	289	750	295	1.0	37.0
Craig Schiell	212	206	12	18565	90	739	257	745	267	1.0	39.0
Shawn Bailey	205	bk205	13	633	3	633	276	672	289		1.0
Cody Bennett	213	bk213	6	629	3	629	226	647	232		1.0

Name	Book Avg	Avg HDCP	Pins	Gms	High Sers	High Game	HDCP Sers	HDCP Game	Last Wk Won	Points Won	
3 - Stealth Strikers Lane 19 HDCP=129 Avg=734											
Mike Stanley	173	176	39	11652	66	646	247	766	287	1.0	29.0
Larry Knutson	—	159	54	1436	9	514	199	676	253		3.0
Marshall McNeese	193	208	10	10010	48	713	300	771	313	2.0	29.0
Denis Muilenburg	197	191	26	18343	96	649	252	709	273	2.0	44.0
John Hooks	209	bk209	9	1142	6	635	246	662	255		2.0
Bryan Harrison	171	171	44	9275	54	632	236	773	281	2.0	28.0
4 - 3 Lefts Makes a Right Lane 11 HDCP=238 Avg=614											
Natalie Griffith	141	142	70	11131	78	508	191	721	261	2.0	40.0
Michael Griffith	122	127	83	9915	78	462	194	720	280	3.0	45.0
Monty Gordon	171	165	49	15370	93	577	211	733	263		45.0
David Willis	183	180	36	15739	87	635	268	738	302		37.0
5 - Fantastic Four Lane 22 HDCP=155 Avg=707											
Lee Ann Sifford	145	142	70	9437	66	499	202	715	274	2.0	28.0
Chris Penning	204	211	8	15000	71	735	288	777	302		40.0
Cody Stafford	183	183	33	12627	69	660	254	759	285		33.0
David Black	—	171	44	15297	89	617	246	752	291	2.0	46.0
6 - Double Trouble Lane 13 HDCP=124 Avg=741											
Kay Foster	159	154	59	14841	96	532	222	715	276	1.0	53.0
Mike Martin	—	191	26	9174	48	710	269	807	300		24.0
Larry Story	177	193	24	18027	93	697	256	793	294	1.0	49.0
Don Lovas	201	203	15	19501	96	712	269	778	291	1.0	51.0
7 - Bar Association Lane 24 HDCP=266 Avg=583											
Alonso Perez	—	126	84	11736	93	484	198	751	287	3.0	55.0
Nick Redman	—	134	77	10905	81	509	200	752	284		52.0
Joshua Carson	163	163	51	15739	96	629	237	787	296	1.0	50.0
Gary Mulloy	161	160	54	14448	90	588	234	744	286	2.0	40.0
Richard Bianco	—	118	91	1780	15	421	169	637	241		3.0
8 - Talent To Spare Lane 16 HDCP=216 Avg=638											
Sandra Jones	135	123	87	8533	69	429	168	693	255	3.0	28.0
Paul Montana	166	156	57	15057	96	563	213	740	272	2.0	42.0
Dalton Alexander	—	167	47	11585	69	596	241	735	287		33.0
Ken Bishop	194	192	25	12688	66	684	257	765	287	3.0	41.0
Tom Crane	152	151	62	5926	39	524	202	728	265		23.0
Roland Griffin	190	bk190	27	593	3	593	222	674	249		2.0
9 - No Chance Lane 25 HDCP=128 Avg=735											
Tracy Head	159	168	46	15154	90	598	224	742	272	2.0	48.0
Chris Andries	185	188	28	16934	90	675	268	764	296	1.0	42.0
Kecia Andries	196	187	29	14618	78	636	254	726	284	1.0	38.0
Donnie Burns	189	192	25	16539	86	647	253	713	280		38.0
10 - Better Chance Lane 17 HDCP=114 Avg=751											
Karen Burns-Lane	180	175	40	14240	81	639	247	762	283	1.0	49.0
Trisha Burns	182	187	29	14972	80	637	246	733	279	2.0	42.0
Bill Lane	196	196	21	17126	87	676	300	753	327	2.0	40.0
Ronnie Burns	192	193	24	16275	84	689	255	764	280	2.0	39.0
Kristina Baker	181	193	24	11623	60	670	243	745	272		30.0

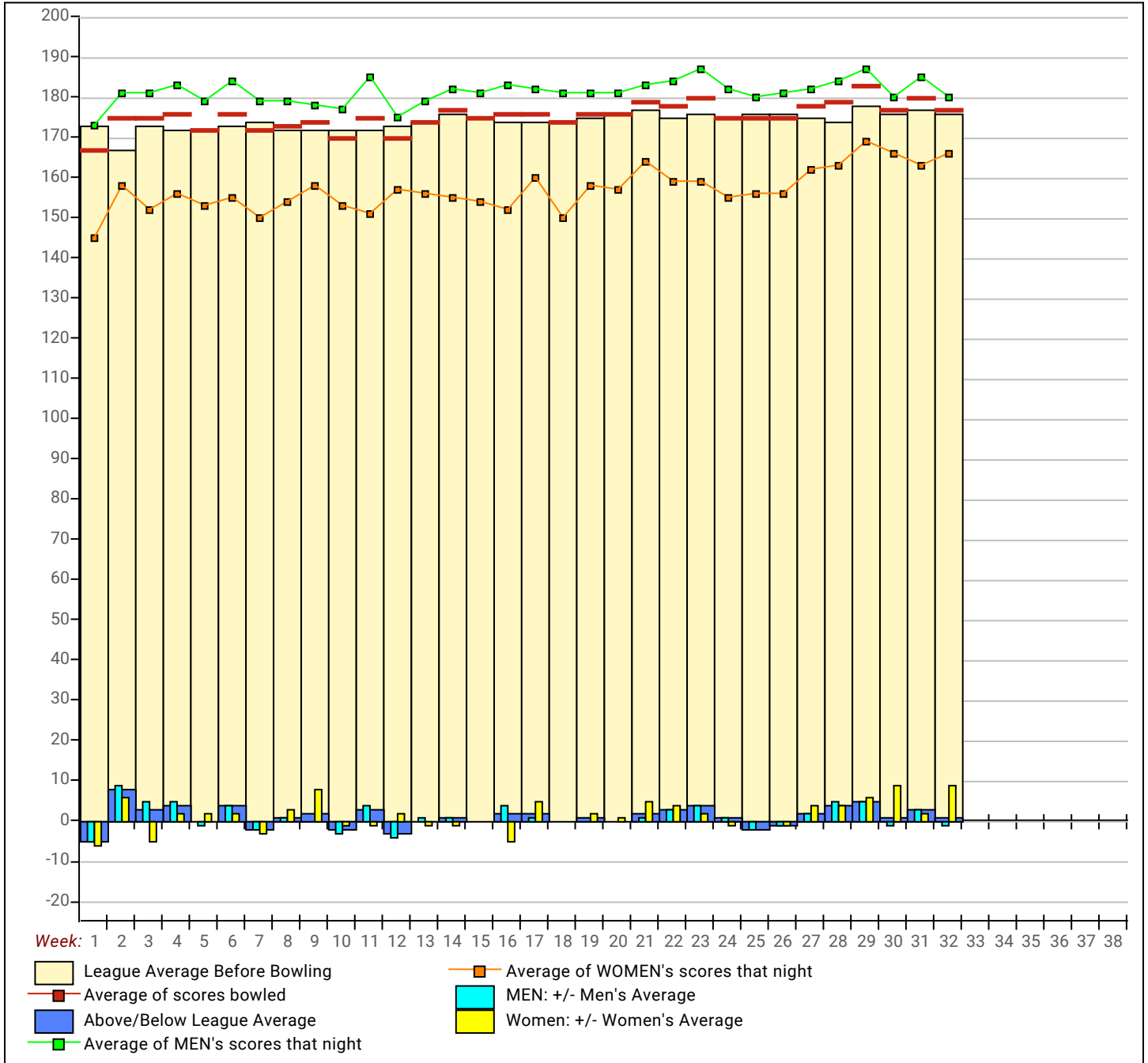
Name	Book Avg	Avg HDCP	Pins	Gms	High Sers	High Game	HDCP Sers	HDCP Game	Last Wk Won	Points Won	
11 - Gutter Chaos Lane 1 HDCP=139 Avg=723											
Matt Hertel	182	177	38	16464	93	661	244	793	284	3.0	44.0
Ryan Adkins	188	188	28	11872	63	656	245	752	279		33.0
Scott Adkins	176	172	43	16051	93	586	215	724	260	2.0	44.0
Chris Adkins	171	186	30	11772	63	654	246	771	277	2.0	33.0
Josh D. Holland	171	183	33	6422	35	633	244	768	275	1.0	18.0
12 - Charlie's Chargers Lane 20 HDCP=83 Avg=786											
Theresa Bankston	175	180	36	15722	87	617	232	725	270	2.0	46.0
Patrick Childers	195	201	17	18750	93	707	279	791	301		58.0
Charlie Richardson III	199	199	18	16154	81	727	268	787	292	3.0	44.0
Kevin Bankston	200	206	12	19854	96	753	286	813	301	2.0	44.0
13 - Miller Time Lane 4 HDCP=140 Avg=723											
Greg Case	193	200	18	17404	87	755	279	810	297	1.0	37.0
Bobby Hall	161	165	49	14851	90	581	217	761	273	2.0	53.0
Chris Hamilton	189	184	32	17759	96	655	297	736	328		46.0
Gary Hill	188	174	41	16242	93	656	247	740	276	1.0	40.0
Stephanie Bryce	135	129	81	1163	9	412	147	640	223		3.0
14 - Phuket Lane 21 HDCP=85 Avg=784											
Shannon Jones	184	185	31	16118	87	649	239	754	273	2.0	42.0
Jesse Castor	187	195	22	17630	90	669	246	738	270		46.0
Scott Jones	—	191	26	15487	81	705	257	774	284		35.0
Trey Castor	213	213	6	19895	93	780	289	807	298	3.0	49.0
15 - Nothing Special Lane 6 HDCP=264 Avg=585											
Angel PinaHardin	151	159	54	11513	72	564	203	735	258	1.0	39.0
Keith Galloway	134	144	68	11725	81	527	235	745	303		37.0
Doug Williams	144	140	72	5479	39	470	184	681	257		20.0
Richard Turk	—	142	70	13207	93	518	225	734	296	3.0	48.0
Shannon Williams	—	118	91	8868	75	478	177	768	273	3.0	44.0
16 - Bowl-a-Holics Lane 23 HDCP=189 Avg=668											
Shawna Werner	150	146	66	13665	93	537	211	726	274	1.0	42.0
Allan Werner	201	199	18	18524	93	735	259	795	277	1.0	44.0
Dorian Villegas	196	192	25	14976	78	697	263	784	292	1.0	31.0
Fred Arnold	132	131	80	6564	50	488	187	737	270	1.0	25.0
VACANT	—	140	72	0	0	0	0	0			
17 - The Complete Backyard Lane 8 HDCP=110 Avg=756											
Tyson Akers	172	170	45	16344	96	659	269	785	306	1.0	35.0
Amanda Akers	186	175	40	16306	93	602	242	740	288	2.0	46.0
Jesse Callan	198	195	22	18145	93	699	266	771	290	3.0	53.0
Skip Sand	200	216	3	16849	78	738	269	753	276	1.0	43.0
18 - MOJO Lane 26 HDCP=66 Avg=806											
Dustin Walters	193	189	27	6837	36	651	266	735	290		19.0
Steffany Brown	203	202	16	19402	96	702	268	756	288	3.0	54.0
Cyndi Dyche	191	194	23	16358	84	649	259	721	280	2.0	37.0
Joshua Gibbs	211	221	0	21229	96	769	279	769	279		46.0
Kevin Brown	211	200	18	5801	29	660	245	723	267		14.0

Name	Book Avg	Avg HDCP	Pins	Gms	High Sers	High Game	HDCP Sers	HDCP Game	Last Wk Won	Points Won
19 - Pop and Prodigies Lane 10 HDCP=100 Avg=767										
Walter Rodriguez	160	172	43	16080	93	603	224	738		54.0
Jordan Rodriguez	171	179	36	16674	93	639	246	741	1.0	44.0
Joseph Rodriguez	214	211	8	19631	93	722	279	752	2.0	51.0
Joshua Rodriguez	214	205	13	19136	93	716	258	758	2.0	46.0
Payton Shlemon	141	bk141	71	451	3	451	165	664		2.0
20 - Split Happens Lane 2 HDCP=98 Avg=769										
Michael Keisling	—	177	38	13839	78	621	232	747	1.0	51.0
Logan Rau	181	189	27	15880	84	669	260	772	1.0	46.0
Derek Hanrahan	190	192	25	17916	93	687	247	771	2.0	51.0
Ben Ross	205	211	8	18439	87	789	300	816	2.0	42.0
21 - Miller Ranch Hands Lane 12 HDCP=289 Avg=557										
Gerald Miller	156	141	71	8089	57	522	200	735		28.0
Kimberly Terry	148	145	67	13951	96	492	201	696	2.0	48.0
Mary Hannah Pruett	142	146	66	11015	75	521	218	728	3.0	41.0
Brian Terry	—	125	85	9762	78	478	193	771	1.0	33.0
Denna Branson	119	118	91	1783	15	396	147	666		6.0
22 - Here 4 Fun Lane 3 HDCP=190 Avg=668										
Will Foldi	159	162	52	13191	81	626	237	788	2.0	31.0
Michelle Marlin	168	155	58	8377	54	540	212	723		29.0
Rick Gustafson	182	180	36	14114	78	654	246	774	1.0	42.0
Kerry Freeman	171	171	44	14397	84	582	227	730		36.0
Kim Burns	142	139	72	5007	36	485	171	701		18.0
23 - Give Me A Break Lane 14 HDCP=230 Avg=623										
Debbie Pruett	122	122	88	6733	55	448	155	712		25.0
Lindsey Halbert	142	141	71	11323	80	507	211	732	2.0	41.0
Morgan Halbert	172	175	40	15829	90	652	264	784	1.0	43.0
Earl Pruett	201	185	31	7791	42	768	286	849		11.0
Bill Pruett	180	176	39	9025	51	625	226	745	1.0	21.0
24 - Back Again Lane 5 HDCP=289 Avg=557										
Mecca Halbert	104	114	95	8787	77	391	161	679	1.0	38.0
Morgan Morris	122	121	89	10219	84	465	187	738	2.0	39.0
Noah Hudson	160	176	39	16394	93	662	287	767		41.0
Casey Morris	152	146	66	11403	78	564	235	771	1.0	37.0
25 - Odd Balls Lane 15 HDCP=103 Avg=763										
Don Dickerson	—	188	28	18096	96	701	256	785	1.0	55.0
Tyler Sims	182	186	30	16267	87	643	254	733	2.0	37.0
Curtis Roberson	190	197	20	16377	83	702	267	780	2.0	44.0
Dale Farris	184	192	25	16533	86	714	288	816		44.0
26 - Benchwarmers Lane 7 HDCP=155 Avg=706										
Samuel Francis	147	152	61	11434	75	556	227	751	2.0	38.0
Nicholas Ditto	131	150	63	9008	60	545	211	785		28.0
Jay Rux	202	207	11	9355	45	733	273	781	3.0	24.0
Anthony Young	205	197	20	17143	87	744	278	813		40.0

Temporary Substitutes

Name	Avg HDCP	Pins	Gms	High Game	High Sers	HDCP Game	HDCP Sers	-1-	-2-	-3-	Total	HDCP Total
Darrian R. Banks	bk194	23	546	3	193	546	216				0	0
James Cleveland Jr.	199	18	13149	66	278	702	312				0	0
Mike Czulno	168	46	5066	30	220	562	265				0	0
Susan Pogue	122	88	1464	12	141	385	232				0	0
Paige Story	133	78	3607	27	175	462	259				0	0
Dennis Vineyard	bk189	27	640	3	247	640	274				0	0
Joseph Waldinger	bk150	63	1070	6	207	536	270				0	0
Kasie Webb	174	41	2612	15	208	563	254	203	171	189	563	698

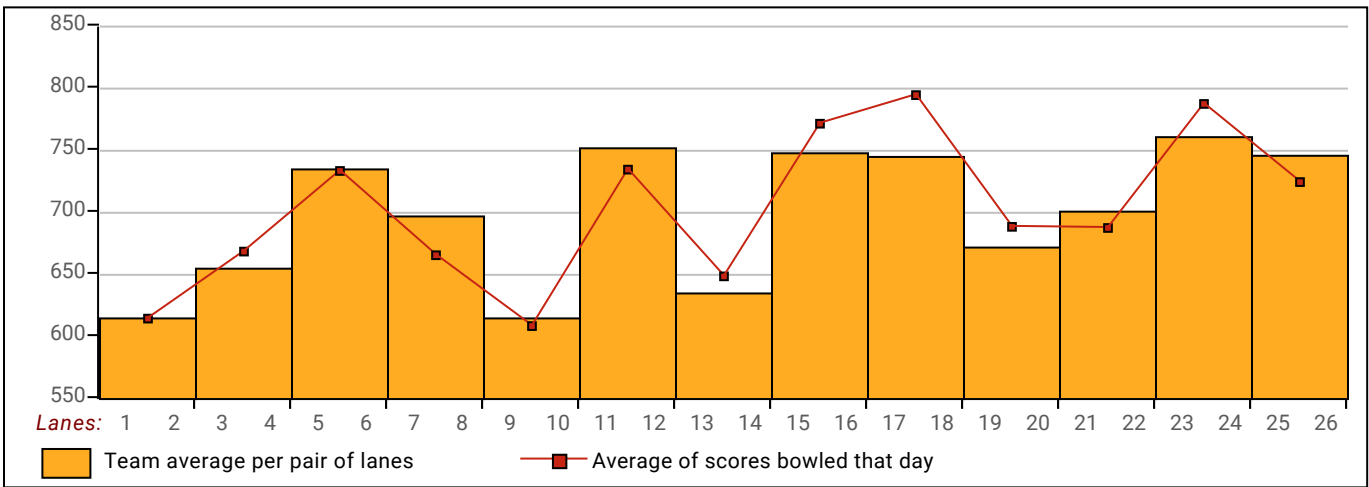
League Average Week-by-Week



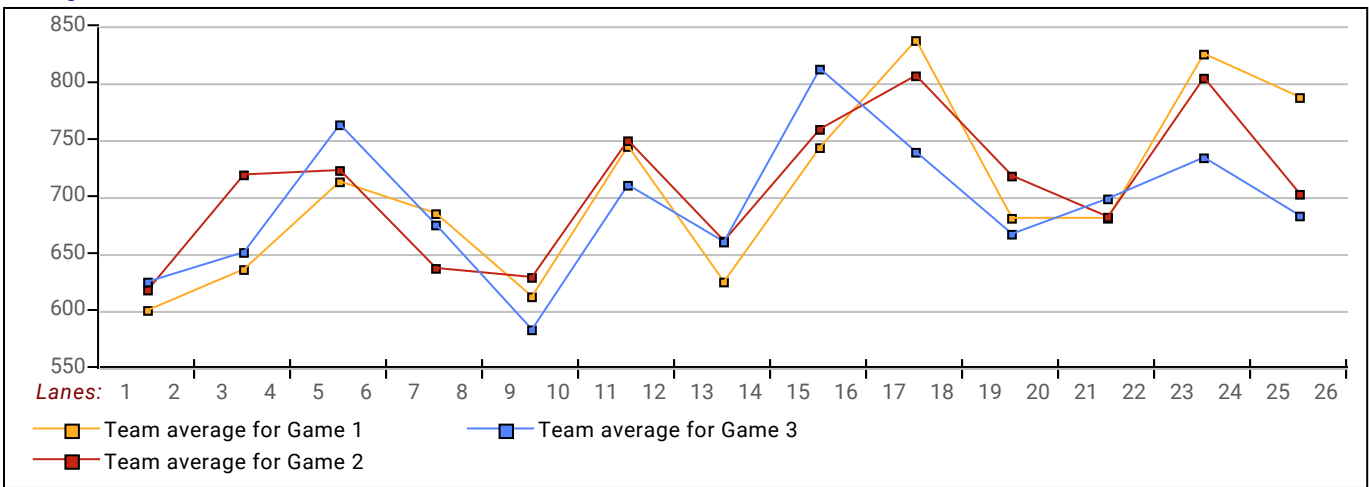
This Week's Statistics

	<u>Over All</u>	<u>Men</u>	<u>Women</u>
How many people bowled	96	73	23
Number of games bowled	287	218	69
Actual average of week's scores	176.83	180.33	165.77
How many games above average	140	98	42
How many games below average	144	118	26
Pins above/below average per game	1.88	-0.40	9.07
How many people raised average	50	31	19
by this amount	0.60	0.62	0.57
How many people went down	46	42	4
by this amount	-0.50	-0.52	-0.21
League average before bowling	175.52	181.29	157.19
League average after bowling	175.59	181.26	157.62
Change in league average	0.07	-0.04	0.43
800s	--	--	--
775s	--	--	--
750s	--	--	--
725s	2	2	--
700s	1	1	--
675s	4	3	1
650s	--	--	--
625s	6	5	1
600s	7	7	--
575s	8	5	3
550s	9	8	1
525s	10	7	3
500s	13	12	1
475s	11	7	4
450s	6	4	2
425s	6	3	3
400s	5	5	--
below 400	8	4	4
300s	--	--	--
275s	--	--	--
250s	7	7	--
225s	28	22	6
200s	45	37	8
175s	56	46	10
150s	76	56	20
125s	59	41	18
100s	14	8	6
below 100	2	1	1

Team Average vs Avg of Scores



Average of Scores for Each Game



Amount Over/Under Team Average

