

Wednesday 6:00 pm

Al-Mar Lanes

Lanes 1 - 16

Team Standings In Each Division

Place	Team Name	Points Won	Points Lost	Team Avg	HDCP	Pins + HDCP	Place	Team Name	Points Won	Points Lost	Team Avg	HDCP	Pins + HDCP
<i>East</i>						<i>West</i>							
1	Rick's Carryout	5	2	992	125	108276	1	Al Smith Chrysler	5	2	853	235	105030
2	Jaybird's	5	2	1019	104	107721	2	CJ's Sports Bar	4	3	941	165	106091
3	Al-Mar Pro Shop	5	2	972	140	106019	3	Palmer Brothers Concrete	4	3	754	315	103860
4	Burns Brew House	4	3	991	125	106825	4	Gerdeman Insurance	4	3	794	283	103733
5	900 Global	3	4	1069	64	108592	5	Thayer Chevrolet	3	4	957	153	105932
6	Gear Up Sportswear	2	5	1081	53	108800	6	Speedex	3	4	868	223	105184
7	Or's Sunoco	2	5	949	158	106807	7	Fireballers	3	4	888	207	105180
8	RMF Nooter	2	5	955	154	106119	8	Thayer Ford-Nissan	2	5	962	148	106820

Season High Scores

Handicap Series	3788	900 Global	3684	Or's Sunoco	3641	Thayer Ford-Nissan	3637	Fireballers
Scratch Series	3483	Gear Up Sportswear	3343	Al-Mar Pro Shop	3320	Burns Brew House	3273	Jaybird's
Handicap Game	1322	900 Global	1316	Jaybird's	1311	Rick's Carryout	1302	Fireballers
Scratch Game	1247	Gear Up Sportswear	1196	Burns Brew House	1156	Thayer Ford-Nissan	1148	Al-Mar Pro Shop

Bowlers must have completed a minimum of 67 games to be eligible for any league award.

Handicap Series	852	Shad King	852	Scott Slater	845	Jack Spoores	836	Bob Potter
Scratch Series	814	Robert Kominek	780	Jeff Piekarczywski	777	Lucas Jenne	772	Richard Yates Jr
Handicap Game	329	James Alfaro	320	Jeff Muir	319	Shad King	316	Brian Ruemmele
Scratch Game	300	Kirk Starkey	300	Kyle Waynick	300	Juan Ybanes	299	Ken North
	299	Gilbert Naugle						

Last Week's Top Scores

Scratch Game	1142	900 Global	1124	Gear Up Sportswear	1102	Burns Brew House	1065	CJ's Sports Bar
Scratch Series	3215	Gear Up Sportswear	3173	900 Global	3065	Burns Brew House	3051	Jaybird's
Handicap Game	1236	CJ's Sports Bar	1225	Speedex	1218	900 Global	1211	Burns Brew House
Handicap Series	3421	Thayer Chevrolet	3415	Rick's Carryout	3401	900 Global	3392	Burns Brew House
Scratch Game	269	David Dohanos	268	Stephen Cole	264	Tawonne Lawson	261	Ronny Ramsey
	260	Jeff Piekarczywski	259	Juan Ybanes	258	Richard Yates Jr	256	Rick Stevenson
Scratch Series	738	Richard Yates Jr	730	David Dohanos	727	Ronny Ramsey	697	Jeff Piekarczywski
	689	Rick Stevenson	685	Juan Ybanes	677	Mallory Fritz	671	Kyle Waynick
Handicap Game	294	Timothy Neiling	294	Stephen Cole	288	David Dohanos	285	Ronny Ramsey
	280	Jack Spoores	276	Doug Trumbull	275	Tawonne Lawson	273	Mallory Fritz
Handicap Series	799	Ronny Ramsey	787	David Dohanos	764	Mallory Fritz	762	Richard Yates Jr
	755	William Kale	754	Tricia Green	737	Doug Trumbull	735	Anthony Haney

Individual High Averages

228.69	Eric Hamilton	225.45	Kyle Waynick	221.80	Jeff Piekarczywski	220.56	Robert Kominek	220.20	Richard Yates Jr
--------	---------------	--------	--------------	--------	--------------------	--------	----------------	--------	------------------

Most Improved Average

123 to 134.96 = +11.96	Becky Lee	203 to 214.85 = +11.85	Eric Williams	185 to 196.31 = +11.31	Rodney Ridgway
------------------------	-----------	------------------------	---------------	------------------------	----------------

Team Rosters

Name	Pins	Gms	Avg	HDCP	Name	Pins	Gms	Avg	HDCP
1 - 900 Global Lane 11 HDCP=64 Avg=1069					2 - Gear Up Sportswear Lane 9 HDCP=53 Avg=1081				
Robert J. Kominek	15880	72	220	8	David B. Walter	6286	31	202	22
Blaine S. Patrick	16822	84	200	24	Rick A. Stevenson	12870	60	214	12
David C. Dohanos	18056	87	207	18	Jeff A. Piekarczywski	20627	93	221	7
Juan A. Ybanes	17623	81	217	10	Tawonne M. Lawson	19689	91	216	11
Kyle W. Waynick	21643	96	225	4	Eric D. Hamilton	21954	96	228	1
					Ryan K. Studebaker	10223	48	212	14
					Donald J. Mannix	7561	39	193	29
3 - Thayer Ford-Nissan Lane 5 HDCP=148 Avg=962					4 - Burns Brew House Lane 13 HDCP=125 Avg=991				
Ron L. Steinman JR	18914	87	217	10	Rodney R. Ridgway	17668	90	196	27
Cody S. Culver	15556	87	178	41	John C. Wedge	7970	45	177	42
James R. Lowry	17440	96	181	39	Eric D. Williams	17403	81	214	12
Gene L. VanDeVelde	14464	81	178	41	Kirk D. Starkey	16310	81	201	23
Gilbert R. Naugle	19388	93	208	17	Ronny J. Ramsey	8533	42	203	21
					Robin L. Starkey	5773	30	192	30
					Mark D. Bowen	17583	87	202	22

Wednesday 6:00 pm

Al-Mar Lanes

Lanes 1 - 16

Name	Pins	Gms	Avg HDCP	
5 - Al-Mar Pro Shop Lane 12 HDCP=140 Avg=972				
Nick Jenne	10039	72	139	72
Nathaniel D. Henschen	15235	75	203	21
Lucas Jenne	19322	93	207	18
Kurt D. Wood	16413	78	210	16
Ken North	20514	96	213	13
Chris J. Lindquist	4898	24	204	20

Name	Pins	Gms	Avg HDCP	
7 - Al Smith Chrysler Lane 3 HDCP=235 Avg=853				
Timothy S. Neiling	15012	90	166	51
Jim L. Smith	13055	87	150	64
John A. Powers	13714	81	169	48
Eric L. Slater	18161	96	189	32
Scott A. Slater	13465	75	179	40
Timothy R. Barnhisel	7606	42	181	39
Ramsey S. Slater	485	3	bk136	75

Name	Pins	Gms	Avg HDCP	
9 - Rick's Carryout Lane 7 HDCP=125 Avg=992				
Mallory J. Fritz	16907	87	194	28
Shad F. King	15131	75	201	23
Maryann Dimick	17257	93	185	36
Brian M. Dimick	17524	87	201	23
James J. Alfaro	19469	92	211	15
Linda J. Alfaro	6140	33	186	35

Name	Pins	Gms	Avg HDCP	
11 - Thayer Chevrolet Lane 10 HDCP=153 Avg=957				
Tricia A. Green	16737	85	196	27
Anthony R. Haney	16265	81	200	24
Jake Trumbull	12191	77	158	57
Denise Miller	16538	84	196	27
Blake A. Niemiec	11842	57	207	18
Devin M. Taylor	2231	15	148	65

Name	Pins	Gms	Avg HDCP	
13 - Speedex Lane 2 HDCP=223 Avg=868				
Jeff S. Muir	14620	87	168	49
Bob G. Potter	14144	93	152	62
Jack W. Whitacre	3417	24	142	70
William P. Kale	6418	33	194	28
Donald E. Genalo	17854	84	212	14
Keith E. Whitacre	8392	45	186	35
Jack Spoores	13458	78	172	46
Jim Russell	5566	33	168	49

Name	Pins	Gms	Avg HDCP	
15 - Gerdeman Insurance Lane 15 HDCP=283 Avg=794				
Scott E. Brown	15043	90	167	50
Becky J. Lee	12146	90	134	76
Gary A. Luken	15880	93	170	48
Robert L. Miller	13566	87	155	60
Steve J. Herber	13665	81	168	49
Lucas A. Kiel	1339	9	bk151	63

Name	Pins	Gms	Avg HDCP	
6 - Jaybird's Lane 8 HDCP=104 Avg=1019				
Jerry W. Holman	15900	78	203	21
Nate D. Kerr	15613	84	185	36
Noah E. Wagner	17236	84	205	20
Kyle J. Echelberry	17937	87	206	19
Richard J. Yates Jr	21139	96	220	8
Alex M. Wagner	6469	33	196	27
Robert Jr R. Schumacher	542	3	bk213	13

Name	Pins	Gms	Avg HDCP	
8 - Fireballers Lane 4 HDCP=207 Avg=888				
Travis E. Berres	17191	93	184	36
Jeffery A. Griffith	13902	87	159	56
Amber N. Dewitt	10174	62	164	52
Mike D. Kurfess	13806	74	186	35
Jon A. Zinn	18783	96	195	28
Geoff C. Springstead	8615	42	205	20

Name	Pins	Gms	Avg HDCP	
10 - RMF Nooter Lane 6 HDCP=154 Avg=955				
David A. Birr	18295	90	203	21
Tim Henneman	14942	81	184	36
Virgil R. Baird	16211	84	192	30
Paul Schmidt	15479	90	171	47
Andrew C. Schmidt	18914	92	205	20
Matt A. Aumiller	1451	9	bk188	33
Adam L. Fear	4246	21	202	22

Name	Pins	Gms	Avg HDCP	
12 - Or's Sunoco Lane 14 HDCP=158 Avg=949				
Victor L. Parks	13709	77	178	41
Brian M. Ruemmele	16015	93	172	46
Cailyn S. Overhulse	15424	84	183	37
Bill L. Schumacher	18861	93	202	22
Paul R. Overhulse	19285	90	214	12
Justin M. Overhulse	1147	6	191	31

Name	Pins	Gms	Avg HDCP	
14 - CJ's Sports Bar Lane 1 HDCP=165 Avg=941				
Austin K. Cover	11219	59	190	32
Jordan M. Suess	17518	93	188	33
Doug S. Trumbull	15415	78	197	26
Charles F. Hopple	13533	80	169	48
Stephen H. Cole	17578	89	197	26
Merle E. Trumbull	5469	30	182	38

Name	Pins	Gms	Avg HDCP	
16 - Palmer Brothers Concrete Lane 16 HDCP=315 Avg=754				
James P. Darby	15591	93	167	50
Karl A. Schnapp	7155	45	159	56
Tiffany L. Hoffman	8429	69	122	86
Bob Jenne	14489	96	150	64
Ed A. Hoffman	15066	96	156	59
Leah K. Jenne	11969	75	159	56

Temporary Substitutes

Name	Pins	Gms	Avg HDCP	
Chad Arnston	547	3	bk171	47
Casandra L. Aumiller	0	0	bk165	52
Richard E. Campbell	5232	30	174	44
Adam F. Dilsaver	1240	6	bk211	15
Dylan Dohanos	5513	30	183	37
Kirby J. Freeman	0	0	bk199	24
Logan A. Gunter	1544	9	171	47
Wally E. Hardin	615	3	205	20
Mickey Higham	0	0	bk207	18
Dan L. Hines	0	0	bk155	60
Shannon Ingram III	1333	6	222	6
Bruce M. Lindquist	4924	27	182	38

Name	Pins	Gms	Avg HDCP	
Ronald W. May	0	0	bk189	32
Cindy A. McCarthy	398	3	bk141	71
Kelly L. Miller	3184	18	176	43
Jeremy A. Mitchell	1932	9	bk195	28
Brian C. Orth	1232	6	205	20
Carolyn Overhulse	421	3	140	72
Jimmie Palmer	1556	9	bk184	36
James A. Pixley Jr	468	3	156	59
Rich Reno	1190	6	198	25
Fred E. Riggs	0	0	bk163	53
Brad A. Simon	670	3	bk211	15
Corbin R. Trumbull	353	3	117	90

American 2023-24

Wednesday 6:00 pm

Al-Mar Lanes

Lanes 1 - 16

Name	Pins	Gms	Avg HDCP		Name	Pins	Gms	Avg HDCP	
Heidi J. Trumbull	6697	42	159	56	David B. Walter	6335	30	211	15
Timm M. Tucker	366	3	bk131	79	Tasha Wood	1371	9	bk145	68
Zeke P. Varella	0	0	bk176	43	Craig Yarger	677	3	bk194	28
Kelly D. Wahl	1720	9	bk209	16					

Lane Assignments

	<u>3-4</u>	<u>5-6</u>	<u>7-8</u>	<u>9-10</u>	<u>11-12</u>	<u>13-14</u>	<u>15-16</u>	<u>1-2</u>	
Today	7- 8	3-10	9- 6	2-11	1- 5	4-12	15-16	14-13	<i>Manually assigned</i>

Bracket Payouts

Bowler	Lane	Br Set 1	Br Set 2	Refund	Winnings	Amt Paid	Balance Due	Paid
Dewitt, Amber	16	6.00	-	-	6.00	-	-	_____
Dohanos, Dave	6	60.00	-	-	60.00	-	42.00	_____
Haney, Anthony	11	27.00	-	-	27.00	-	12.00	_____
King, Shooter	7	21.00	6.00	-	27.00	-	(18.00)	_____
Naugle, Butch	10	6.00	-	-	6.00	-	(12.00)	_____
Schumacher, Bill	3	6.00	6.00	-	12.00	-	(6.00)	_____
Slater, Eric	9	15.00	-	-	15.00	-	3.00	_____
Stevenson, Rick	8	-	6.00	-	6.00	-	(6.00)	_____
Trumbull, Doug	14	-	15.00	-	15.00	-	(3.00)	_____
VanDeVelde, Gene	10	6.00	-	-	6.00	-	(3.00)	_____
Waynick, Kyle	6	6.00	15.00	-	21.00	-	(3.00)	_____
Wood, Kurt	2	15.00	6.00	-	21.00	-	9.00	_____
Yates Jr, Richard	4	-	30.00	-	30.00	-	9.00	_____

\$3 Brackets - 8 person 3 game - Handicap

Game 1	Game 2	Game 3	
1_ Ln=14 h=27 209 Doug S. Trumbull	252 Doug S. Trumbull		-- #1 -- Working on game 1
1_ Ln=14 h=37 192 Merle E. Trumbull		276 Doug S. Trumbull	
2_ Ln=3 h=37 208 Cailyn S. Overhulse	204 Cailyn S. Overhulse		
2_ Ln=7 h=23 201 Shad F. King			
3_ Ln=6 h=36 186 Dylan Dohanos			-- #2 -- ** Finished **
3_ Ln=8 h=15 _____ David B. Walter			
4_ Ln=7 h=14 237 James J. Alfaro	201 James J. Alfaro		
4_ Ln=14 h=26 204 Stephen H. Cole			
1_ Ln=6 h=19 288 David C. Dohanos	233 David C. Dohanos		\$15 David C. Dohanos \$6 Shad F. King
1_ Ln=10 h=17 251 Gilbert R. Naugle		266 David C. Dohanos	
2_ Ln=14 h=37 192 Merle E. Trumbull	181 Merle E. Trumbull		
2_ Ln=16 h=27 188 Jon A. Zinn			
3_ Ln=7 h=23 201 Shad F. King	231 Shad F. King		
3_ Ln=9 h=48 183 John A. Powers		238 Shad F. King	
4_ Ln=10 h=39 217 James R. Lowry	213 James R. Lowry		
4_ Ln=6 h=36 186 Dylan Dohanos			

Wednesday 6:00 pm

Al-Mar Lanes

Lanes 1 - 16

\$3 Brackets - 8 person 3 game - Handicap

Game 1	Game 2	Game 3	
1 Ln=7 h=14 237 James J. Alfaro	201 James J. Alfaro		-- #3 -- ** Finished **
1 Ln=14 h=27 209 Doug S. Trumbull		222 Gene L. VanDeVel	
2 Ln=14 h=37 192 Merle E. Trumbull	205 Gene L. VanDeVeld		
2 Ln=10 h=41 211 Gene L. VanDeVelde			
3 Ln=2 h=16 222 Kurt D. Wood	258 Kurt D. Wood		
3 Ln=6 h=36 186 Dylan Dohanos		230 Kurt D. Wood	
4 Ln=7 h=23 201 Shad F. King	231 Shad F. King		
4 Ln=16 h=27 188 Jon A. Zinn			
		\$15 Kurt D. Wood	
		\$6 Gene L. VanDeVelde	
1 Ln=9 h=33 214 Eric L. Slater	213 Eric L. Slater		-- #4 -- ** Finished **
1 Ln=14 h=37 192 Merle E. Trumbull		266 David C. Dohanos	
2 Ln=6 h=19 288 David C. Dohanos	233 David C. Dohanos		
2 Ln=6 h=4 209 Kyle W. Waynick			
3 Ln=7 h=23 201 Shad F. King	156 Stephen H. Cole		
3 Ln=14 h=26 204 Stephen H. Cole		260 Anthony R. Haney	
4 Ln=10 h=39 217 James R. Lowry	240 Anthony R. Haney		
4 Ln=11 h=24 235 Anthony R. Haney			
		\$15 David C. Dohanos	
		\$6 Anthony R. Haney	
1 Ln=11 h=24 235 Anthony R. Haney	240 Anthony R. Haney		-- #5 -- Working on game 1
1 Ln=16 h=53 223 Amber N. Dewitt		260 Anthony R. Haney	
2 Ln=7 h=14 237 James J. Alfaro	201 James J. Alfaro		
2 Ln=3 h=22 214 Bill L. Schumacher			
3 Ln=14 h=26 204 Stephen H. Cole	156 Stephen H. Cole		
3 Ln=6 h=36 186 Dylan Dohanos			
4 Ln=8 h=15 _____ David B. Walter			
4 Ln=7 h=23 201 Shad F. King			
1 Ln=7 h=23 201 Shad F. King	205 Gene L. VanDeVel		-- #6 -- ** Finished **
1 Ln=10 h=41 211 Gene L. VanDeVelde		197 Gilbert R. Naugle	
2 Ln=14 h=37 192 Merle E. Trumbull	222 Gilbert R. Naugle		
2 Ln=10 h=17 251 Gilbert R. Naugle			
3 Ln=7 h=14 237 James J. Alfaro	201 James J. Alfaro		
3 Ln=16 h=27 188 Jon A. Zinn		269 Eric L. Slater	
4 Ln=9 h=33 214 Eric L. Slater	213 Eric L. Slater		
4 Ln=6 h=36 186 Dylan Dohanos			
		\$15 Eric L. Slater	
		\$6 Gilbert R. Naugle	

\$3 Brackets - 8 person 3 game - Handicap

Game 1	Game 2	Game 3	
1 Ln=9 h=48 183 John A. Powers	233 David C. Dohanos		-- #7 -- ** Finished **
1 Ln=6 h=19 288 David C. Dohanos		260 Anthony R. Haney	
2 Ln=14 h=27 209 Doug S. Trumbull	240 Anthony R. Haney		
2 Ln=11 h=24 235 Anthony R. Haney			
3 Ln=6 h=4 209 Kyle W. Waynick	248 Kyle W. Waynick		\$15 Anthony R. Haney
3 Ln=7 h=23 201 Shad F. King		226 Kyle W. Waynick	\$6 Kyle W. Waynick
4 Ln=10 h=39 217 James R. Lowry	201 James J. Alfaro		
4 Ln=7 h=14 237 James J. Alfaro			
1 Ln=7 h=23 201 Shad F. King	224 Bill L. Schumacher		-- #8 -- ** Finished **
1 Ln=3 h=22 214 Bill L. Schumacher		266 David C. Dohanos	
2 Ln=16 h=27 188 Jon A. Zinn	233 David C. Dohanos		
2 Ln=6 h=19 288 David C. Dohanos			\$15 David C. Dohanos
3 Ln=11 h=24 235 Anthony R. Haney	240 Anthony R. Haney		\$6 Anthony R. Haney
3 Ln=14 h=26 204 Stephen H. Cole		260 Anthony R. Haney	
4 Ln=6 h=7 200 Robert J. Kominek	156 Robert J. Kominek		
4 Ln=14 h=37 192 Merle E. Trumbull			
1 Ln=7 h=23 201 Shad F. King	209 Amber N. Dewitt		-- #9 -- ** Finished **
1 Ln=16 h=53 223 Amber N. Dewitt		241 Amber N. Dewitt	
2 Ln=9 h=48 183 John A. Powers	181 Merle E. Trumbull		
2 Ln=14 h=37 192 Merle E. Trumbull			\$15 David C. Dohanos
3 Ln=6 h=19 288 David C. Dohanos	233 David C. Dohanos		\$6 Amber N. Dewitt
3 Ln=9 h=33 214 Eric L. Slater		266 David C. Dohanos	
4 Ln=10 h=41 211 Gene L. VanDeVelde	205 Gene L. VanDeVel		
4 Ln=14 h=26 204 Stephen H. Cole			
1 Ln=7 h=23 201 Shad F. King	222 Gilbert R. Naugle		-- #10 -- Working on game 1
1 Ln=10 h=17 251 Gilbert R. Naugle		197 Gilbert R. Naugle	
2 Ln=9 h=33 214 Eric L. Slater	201 James J. Alfaro		
2 Ln=7 h=14 237 James J. Alfaro			
3 Ln=6 h=19 288 David C. Dohanos			
3 Ln=8 h=15 _____ David B. Walter			
4 Ln=11 h=24 235 Anthony R. Haney	240 Anthony R. Haney		
4 Ln=9 h=48 183 John A. Powers			

Wednesday 6:00 pm

Al-Mar Lanes

Lanes 1 - 16

\$3 Brackets - 8 person 3 game - Handicap

Game 1	Game 2	Game 3	
1 Ln=6 h=36 186 Dylan Dohanos	217 Dylan Dohanos		-- #11 -- ** Finished **
1 Ln=9 h=48 183 John A. Powers		236 Bill L. Schumacher	
2 Ln=3 h=22 214 Bill L. Schumacher	224 Bill L. Schumacher		\$15 Shad F. King \$6 Bill L. Schumacher
2 Ln=14 h=37 192 Merle E. Trumbull		238 Shad F. King	
3 Ln=6 h=7 200 Robert J. Kominek	231 Shad F. King		
3 Ln=7 h=23 201 Shad F. King			
4 Ln=7 h=14 237 James J. Alfaro	201 James J. Alfaro		
4 Ln=6 h=4 209 Kyle W. Waynick			

\$3 Brackets - Bracket 2 - Scratch

Game 1	Game 2	Game 3	
1 Lane 4 247 Richard J. Yates Jr			-- #1 -- Working on game 1
1 Lane 8 _____ David B. Walter			
2 Lane 6 205 Kyle W. Waynick	244 Kyle W. Waynick		
2 Lane 7 178 Shad F. King			
3 Lane 14 182 Doug S. Trumbull	187 James J. Alfaro		
3 Lane 7 223 James J. Alfaro		191 James J. Alfaro	
4 Lane 6 193 Robert J. Kominek	149 Robert J. Kominek		
4 Lane 8 178 Eric D. Hamilton			
1 Lane 8 _____ David B. Walter			-- #2 -- Working on game 1
1 Lane 8 178 Eric D. Hamilton			
2 Lane 4 247 Richard J. Yates Jr	233 Richard J. Yates Jr		
2 Lane 7 178 Shad F. King			
3 Lane 7 223 James J. Alfaro	187 James J. Alfaro		
3 Lane 3 192 Bill L. Schumacher		222 Rick A. Stevenson	
4 Lane 8 167 Tawonne M. Lawson	256 Rick A. Stevenson		
4 Lane 8 211 Rick A. Stevenson			
1 Lane 7 223 James J. Alfaro	187 James J. Alfaro		-- #3 -- ** Finished **
1 Lane 8 211 Rick A. Stevenson		249 Doug S. Trumbull	
2 Lane 14 182 Doug S. Trumbull	225 Doug S. Trumbull		\$15 Doug S. Trumbull \$6 Kurt D. Wood
2 Lane 8 178 Eric D. Hamilton			
3 Lane 2 206 Kurt D. Wood	242 Kurt D. Wood		
3 Lane 6 205 Kyle W. Waynick		214 Kurt D. Wood	
4 Lane 4 247 Richard J. Yates Jr	233 Richard J. Yates Jr		
4 Lane 6 193 Robert J. Kominek			

Wednesday 6:00 pm

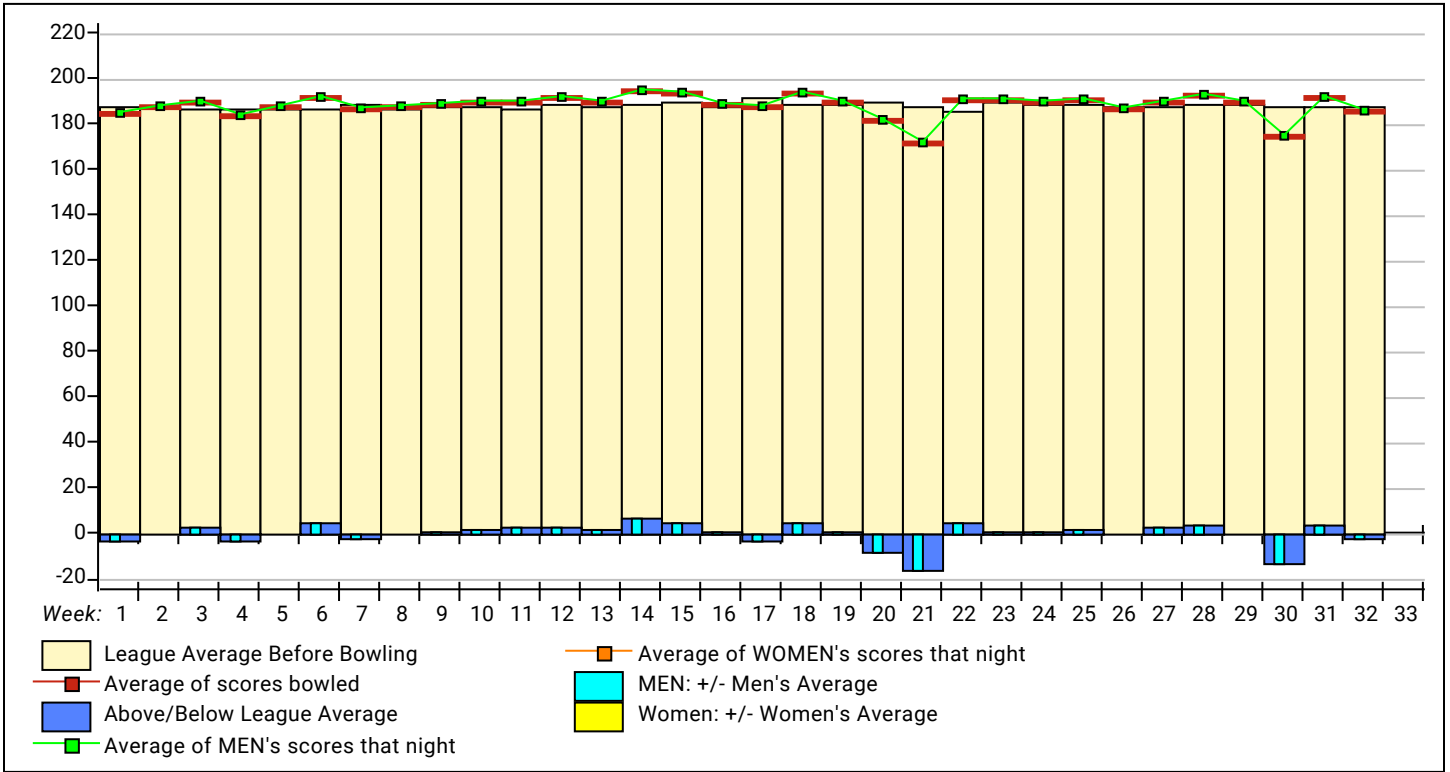
Al-Mar Lanes

Lanes 1 - 16

\$3 Brackets - Bracket 2 - Scratch

Game 1		Game 2		Game 3		
1 Lane 2	206 Kurt D. Wood	187	James J. Alfaro			-- #4 -- Working on game 1
1 Lane 7	223 James J. Alfaro					
2 Lane 6	205 Kyle W. Waynick					
2 Lane 8	David B. Walter					
3 Lane 4	247 Richard J. Yates Jr	233	Richard J. Yates Jr			
3 Lane 8	167 Tawonne M. Lawson			258	Richard J. Yates Jr	
4 Lane 8	178 Eric D. Hamilton	205	Gilbert R. Naugle			
4 Lane 10	234 Gilbert R. Naugle					
1 Lane 8	167 Tawonne M. Lawson	225	Doug S. Trumbull			-- #5 -- ** Finished **
1 Lane 14	182 Doug S. Trumbull			258	Richard J. Yates Jr	
2 Lane 2	206 Kurt D. Wood					
2 Lane 4	247 Richard J. Yates Jr	233	Richard J. Yates Jr			
3 Lane 7	223 James J. Alfaro					\$15 Richard J. Yates Jr
3 Lane 7	178 Shad F. King	187	James J. Alfaro			\$6 Bill L. Schumacher
4 Lane 8	178 Eric D. Hamilton			214	Bill L. Schumacher	
4 Lane 3	192 Bill L. Schumacher	202	Bill L. Schumacher			
1 Lane 3	192 Bill L. Schumacher	244	Kyle W. Waynick			-- #6 -- ** Finished **
1 Lane 6	205 Kyle W. Waynick			222	Kyle W. Waynick	
2 Lane 4	247 Richard J. Yates Jr					
2 Lane 8	211 Rick A. Stevenson	233	Richard J. Yates Jr			
3 Lane 7	223 James J. Alfaro					\$15 Kyle W. Waynick
3 Lane 10	234 Gilbert R. Naugle	205	Gilbert R. Naugle			\$6 Shad F. King
4 Lane 8	167 Tawonne M. Lawson			215	Shad F. King	
4 Lane 7	178 Shad F. King	208	Shad F. King			
1 Lane 10	234 Gilbert R. Naugle	233	Richard J. Yates Jr			-- #7 -- ** Finished **
1 Lane 4	247 Richard J. Yates Jr			258	Richard J. Yates Jr	
2 Lane 7	223 James J. Alfaro					
2 Lane 6	193 Robert J. Kominek	187	James J. Alfaro			
3 Lane 8	167 Tawonne M. Lawson					\$15 Richard J. Yates Jr
3 Lane 8	178 Eric D. Hamilton	218	Eric D. Hamilton			\$6 Rick A. Stevenson
4 Lane 6	205 Kyle W. Waynick			222	Rick A. Stevenson	
4 Lane 8	211 Rick A. Stevenson	256	Rick A. Stevenson			

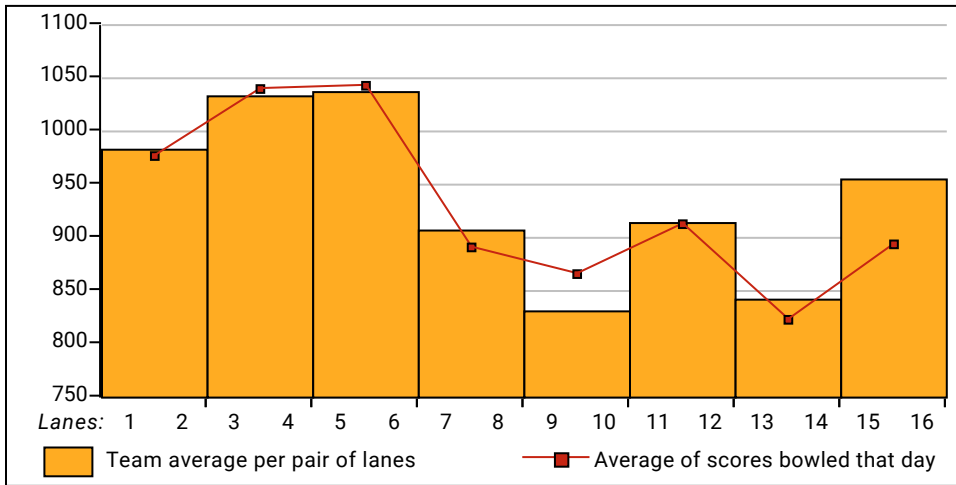
League Average Week-by-Week



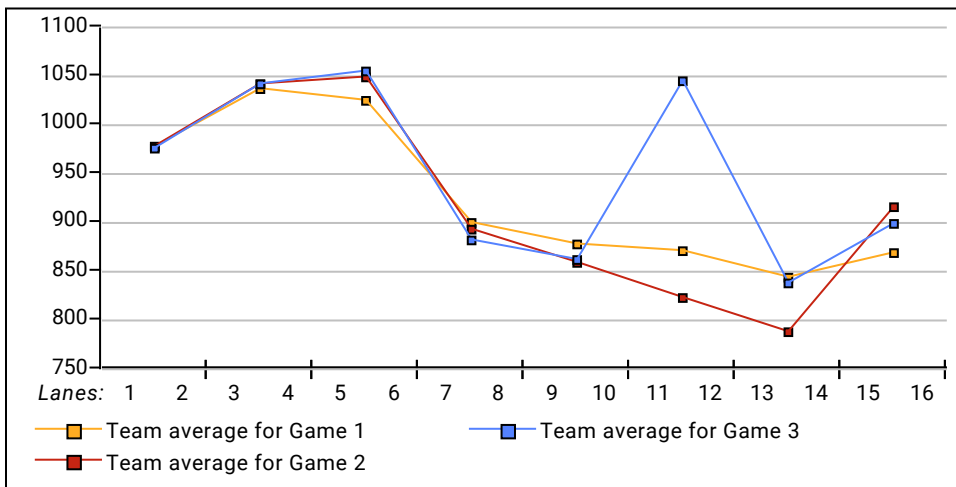
This Week's Statistics

	<u>Men</u>
How many people bowled	75
Number of games bowled	224
Actual average of week's scores	186.30
How many games above average	102
How many games below average	116
Pins above/below average per game	-0.92
How many people raised average	30
by this amount	0.70
How many people went down	45
by this amount	-0.59
League average before bowling	187.87
League average after bowling	187.79
Change in league average	-0.07
800s	--
775s	--
750s	--
725s	3
700s	--
675s	4
650s	7
625s	4
600s	6
575s	6
550s	10
525s	8
500s	9
475s	4
450s	6
425s	5
400s	1
below 400	2
300s	--
275s	--
250s	9
225s	26
200s	43
175s	60
150s	53
125s	23
100s	10
below 100	--

Team Average vs Avg of Scores



Average of Scores for Each Game



Amount Over/Under Team Average

