

PNA Monday Night Mixed

Monday 6:30 pm

Thornton Hall Bowling Lanes

Lanes 25 - 42

President: Darren McAninch Vice President: Helene Lehnhardt
 Secretary: Becky Fox Treasurer: Therese Smith
 USBC Certification: 636469 Lane Certification: 6454



IMPORTANT MESSAGES

4th Position Round is NEXT WEEK!!
 1st Quarter Winner - Joni's Styling Salon
 2nd Quarter Winner - Sharpsville VFW Post 6404
 1st Half Wild Card - Husnick's Auto Clinic
 3rd Quarter Winner - AMVETS Post 290
 4th Quarter Winner - Pam Dorfi's Styling Salon
 2nd Half Wild Card - Herrmann's Water
 League Website www.PNA-Mixed.weebly.com

Thanks for bowling! We hope you had a good time. See you next season!

Team Standings

Place	Lane	#	Team Name	Points Won	Team Avg	HDCP	Pins + HDCP	1st Part WON	2nd Part WON	3rd Part WON	4th Part WON	HDCP Game	HDCP Sers	Year-To-Date WON	Last Wk WON
1	41	7	Pam Dorfi's Styling Salo	27	594	72	15925	10	15	17	27	833	2188	69	3
2	36	14	Herrmann's WaterWC2	22	490	166	15890	15	12	21	22	787	2185	70	3
3	28	2	Big Mac's Seal Coating	22	613	55	15627	15	18	19	22	782	2188	74	4
4	30	8	Marstellar Auto	19	571	93	16051	15	13	20	19	823	2271	67	1
5	38	13	Husnick's Auto Clinic WC	18½	613	55	16126	17	23	19	18½	776	2196	77½	4
6	27	11	Erme's Distributing	17½	595	72	15848	15	13½	22	17½	801	2167	68	3
7	35	15	Chris Glancy's Lawn Care	16½	568	96	15433	18	15	10	16½	773	2152	59½	0
8	32	3	Sharon VFW Post 1338	16	571	93	15102	21	16	15	16	740	2142	68	2
9	42	1	Sharpsville VFW Post 64	16	596	71	14976	19	27	9	16	797	2274	71	3
10	25	6	AMVETS Post 290***	15	569	95	15699	15	23	27	15	805	2196	80	0
11	31	9	Warehouse Sales	15	559	104	13651	13	8	17	15	778	2274	53	0
12	29	4	Pizza Joes	12½	585	81	15709	17	19½	15	12½	774	2130	64	2
13	39	5	Clark House	11	553	109	15548	20	19½	10	11	806	2160	60½	3
14	37	10	Lock Stock & Barrel	11	569	95	15445	19	13	13	11	786	2164	56	1
15	40	12	Joni's Styling Salon*	10	570	94	14663	23	16½	15	10	798	2189	64½	1
16	26	16	VACANT	6	0	0	0	4	4	7	6	0	0	21	1

Last Week's Top Scores

	Team Scratch Game	Team Scratch Series	Team Handicap Game	Team Handicap Series
	637 Big Mac's Seal Coating	1848 Husnick's Auto Clinic W	708 Sharon VFW Post 1338	2016 Husnick's Auto C
	633 Erme's Distributing	1811 Big Mac's Seal Coating	704 Erme's Distributing	2003 Herrmann's Wat
	631 Husnick's Auto Clinic W	1744 Erme's Distributing	692 Herrmann's WaterWC2	1973 Big Mac's Seal C
	Scratch Game	Scratch Series	Handicap Game	Handicap Series
Men	221 Nick Leftheris	605 Luke Sadowski	248 Nick Leftheris	674 Luke Sadowski
	218 Luke Sadowski	546 Nick Leftheris	241 Luke Sadowski	649 Ron Mills
	201 Brian Geisel	520 Brian Geisel	238 Ron Mills	627 Nick Leftheris
Women	193 Natalie Dudzenski	492 Fran Dawson	257 Mary Sabulsky	693 Fran Dawson
	189 Mary Sabulsky	472 Patty Kuzniar	246 Fran Dawson	659 Mary Sabulsky
	179 Fran Dawson	462 Natalie Dudzenski	239 Natalie Dudzenski	655 Patty Kuzniar

Individual High Averages

Men	201.06 Brian Geisel	184.59 Luke Sadowski	180.97 Nick Leftheris	179.99 Darren McAninch	177.32 Brian Blair
Women	172.39 Jenn Boyle	163.07 Dolly Szugye	158.25 Natalie Dudzenski	158.14 Cathy Smith	156.49 Leonor Davis

Most Improved Average

Men	124 to 136.56 =+12.56 Wiliam Hurton	172 to 180.97 =+8.97 Nick Leftheris	145 to 150.57 =+5.57 Walt Dorfi
Women	85 to 103.07 =+18.07 Shannon Moss	95 to 109.98 =+14.98 Christina Forster	122 to 136.08 =+14.08 Fran Dawson

Season High Scores

Team Scratch Series		Team Scratch Game		Team Handicap Series		Team Handicap Game	
2190	Sharpsville VFW Post 6404	764	Lock Stock & Barrel	2274	Warehouse Sales	833	Pam Dorfi's Styling
2025	Big Mac's Seal Coating	729	Joni's Styling Salon*	2271	Marsteller Auto	806	Clark House
2025	Husnick's Auto Clinic WC1	725	Erme's Distributing	2196	AMVETS Post 290***	787	Herrmann's Water

Bowlers must have completed a minimum of 64 games to be eligible for any league award.

	Scratch Series		Scratch Game		Handicap Series		Handicap Game	
Men	782	Brian Geisel	269	Michael Howard	779	Brian Clepper	292	Chuck Burns
	667	Nick Leftheris	258	Luke Sadowski	753	Shane Myers	289	Tom Barnett Jr.
	650	Darren McAninch	254	Brian Blair	713	Kurt Szugye	283	George Moss
Women	610	Jenn Boyle	235	Rosalyn Smith	731	Deanna Johnson	295	Patty Kuzniar
	572	Natalie Dudzenski	233	Leonor Davis	723	Lisa McAninch	281	Pam Dorfi
	550	Dolly Szugye	210	Carol Haywood	715	Fran Dawson	266	Jeanette Tolone

Team Rosters

Name	Avg	---Average Change---		Pins	Gms	To Raise	High	High	Name	Avg	---Average Change---		Pins	Gms	To Raise	High	High				
		New	Old	+/	-	Avg +1	Game	Sers			New	Old	+/	-	Avg +1	Game	Sers				
Lane 25 - 6 - AMVETS Post 290*** HDCP=95 Avg=569									Lane 26 - 16 - VACANT HDCP=0 Avg=0												
Greg Smith	113	113.57	-113.47	=	0.09	9199	81	377	162	411											
Carol Haywood	148	148.68	-149.31	=	-0.63	12935	87	475	210	500											
Dave Ankney*	150	150.29	-151.08	=	-0.79	13526	90	517	205	534											
Cathy Smith	158	158.14	-158.79	=	-0.65	14707	93	557	195	544											
Lane 27 - 11 - Erme's Distributing HDCP=72 Avg=595									Lane 28 - 2 - Big Mac's Seal Coating HDCP=55 Avg=613												
Fran Dawson	136	136.08	-135.18	=	0.90	13064	96	499	195	502	Pam McKinnon*	114	114.60	-114.90	=	-0.30	10543	92	382	160	436
Jeanette Tolone	145	145.69	-145.88	=	-0.19	13986	96	468	208	489	Joanne Stevens	136	136.70	-137.09	=	-0.39	11073	81	435	190	475
George Moss*	164	164.83	-166.03	=	-1.20	15824	96	511	248	568	Luke Sadowski	184	184.59	-184.02	=	0.57	17167	93	593	258	650
VACANT	150	-	0.00	=	0.00	0	0	0	0	0	Darren McAninch-Pres	179	179.99	-180.32	=	-0.33	17279	96	541	256	650
Lane 29 - 4 - Pizza Joes HDCP=81 Avg=585									Lane 30 - 8 - Marsteller Auto HDCP=93 Avg=571												
Kara Lawler	128	128.12	-128.47	=	-0.35	10378	81	458	189	455	Abbie McAninch	114	114.14	-113.61	=	0.53	9930	87	420	167	407
Pat Stubbs	142	142.37	-142.84	=	-0.48	13240	93	488	202	494	Therese Smith-Tr	131	131.97	-131.59	=	0.38	12669	96	399	165	469
Walt Dorfi	150	150.57	-150.57	=	0.00	14003	93	493	209	541	Brian Clepper	152	152.14	-153.12	=	-0.98	13236	87	534	224	606
Dan Sadowski*	165	165.67	-166.08	=	-0.42	14413	87	527	237	596	Ralph Smith*	174	174.33	-174.64	=	-0.31	15690	90	585	236	634
Lane 31 - 9 - Warehouse Sales HDCP=104 Avg=559									Lane 32 - 3 - Sharon VFW Post 1338 HDCP=93 Avg=571												
Tina Kelly	114	114.06	-114.06	=	0.00	9695	85	425	167	431	Victoria Moschillo	122	122.74	-122.72	=	0.02	11783	96	394	156	420
Stacia Pascale	141	141.64	-141.64	=	0.00	9773	69	451	192	504	Becky Fox-Sec	135	135.56	-136.36	=	-0.79	11794	87	446	181	472
Paul Van Ord	135	135.13	-135.70	=	-0.57	12972	96	492	186	506	Natalie Dudzenski*	158	158.25	-158.43	=	-0.18	11869	75	533	214	572
Tom Barnett Jr.*	169	169.23	-169.23	=	0.00	11169	66	561	254	634	Kurt Szugye	156	156.91	-157.11	=	-0.20	14593	93	479	221	599
Lane 35 - 15 - Chris Glancy's Lawn Care HDCP=96 Avg=568									Lane 36 - 14 - Herrmann's WaterWC2 HDCP=166 Avg=490												
Billy Forster	130	130.65	-131.23	=	-0.58	9407	72	418	171	435	Tammy Bonanni*	126	126.24	-126.14	=	0.09	9089	72	436	185	444
Lisa McAninch	140	140.25	-140.63	=	-0.38	11360	81	484	192	501	VACANT	150	-	0.00	=	0.00	0	0	0	0	
Rosalyn Smith*	144	144.62	-145.68	=	-1.06	13016	90	469	235	605	Shannon Moss	103	103.07	-103.32	=	-0.25	8967	87	393	140	368
Fred Smith	154	154.05	-154.28	=	-0.23	14789	96	556	213	553	Ron Mills	111	111.44	-110.44	=	0.99	5349	48	363	153	384
Lane 37 - 10 - Lock Stock & Barrel HDCP=95 Avg=569									Lane 38 - 13 - Husnick's Auto Clinic WC1 HDCP=55 Avg=613												
Bill Wygant	150	150.11	-150.11	=	0.00	12609	84	528	192	505	William Hurton	136	136.56	-136.70	=	-0.14	11881	87	449	198	466
June Tolone	94	94.96	-94.88	=	0.08	7692	81	288	128	341	Patty Kuzniar*	143	143.24	-142.68	=	0.56	11173	78	491	232	514
Chuck Burns*	148	148.97	-150.36	=	-1.39	13407	90	450	236	541	Deanna Johnson	154	154.19	-154.19	=	0.00	12027	78	528	211	575
Brian Blair	177	177.32	-177.49	=	-0.17	17023	96	599	254	594	Nick Leftheris	180	180.97	-180.94	=	0.03	17373	96	546	254	667
Lane 39 - 5 - Clark House HDCP=109 Avg=553									Lane 40 - 12 - Joni's Styling Salon* HDCP=94 Avg=570												
Cass Szugye	104	104.97	-105.21	=	-0.24	9762	93	318	147	370	Norm Kolbrich*	111	111.47	-112.10	=	-0.63	10701	96	387	147	408
VACANT	125	-	0.00	=	0.00	0	0	0	0	0	Joyce Geisel	145	145.72	-146.23	=	-0.51	13989	96	465	197	521
Ron Haywood*	152	152.10	-152.39	=	-0.29	13233	87	537	195	508	Leonor Davis	156	156.49	-158.02	=	-1.53	14084	90	517	233	564
Jenn Boyle	172	172.39	-172.39	=	0.00	12240	71	562	240	610	Shane Myers	158	158.21	-158.87	=	-0.66	13764	87	546	245	618
Lane 41 - 7 - Pam Dorfi's Styling Salon**** HDCP=72 Avg=594									Lane 42 - 1 - Sharpsville VFW Post 6404** HDCP=71 Avg=596												
Pam Dorfi*	133	133.89	-133.89	=	0.00	11648	87	412	208	503	Helene Lehnhardt-VP	141	141.71	-141.86	=	-0.15	10628	75	448	187	489
Mary Sabulsky	135	135.56	-134.22	=	1.34	5287	39	425	189	455	Frank Costello*	145	145.81	-146.52	=	-0.72	13560	93	456	208	538
Dolly Szugye	163	163.07	-163.82	=	-0.75	14187	87	573	200	550	Brian Geisel	201	201.06	-201.96	=	-0.89	19302	96	696	300	782
Michael Howard	163	163.94	-164.57	=	-0.63	10820	66	496	269	679	Christina Forster	109	109.98	-109.52	=	0.45	9568	87	332	166	419

Upcoming and Recent Birthdays

Name	DOB
Howard, Michael	___/___/___
Szugye, Carl A.	___/___/___
Smith, Rosalyn J.	___/___/___

Name
Buckley, Todd

DOB
___/___

Temporary Substitutes

Men

Name	Avg	---Average Change---		Pins	Gms	High Game	High Sers
		New - Old	---> +/-				
Joe Faber	bk153	180.33	-180.33 = 0.00	541	3	186	541
Bill Vasconi	179	179.87	-179.87 = 0.00	12411	69	254	673
Donald Daisley	178	178.69	-178.69 = 0.00	6433	36	234	605
Alan C Carpec	168	168.27	-168.27 = 0.00	8582	51	234	598
Carl Szugye	bk170	156.17	-156.17 = 0.00	937	6	212	544

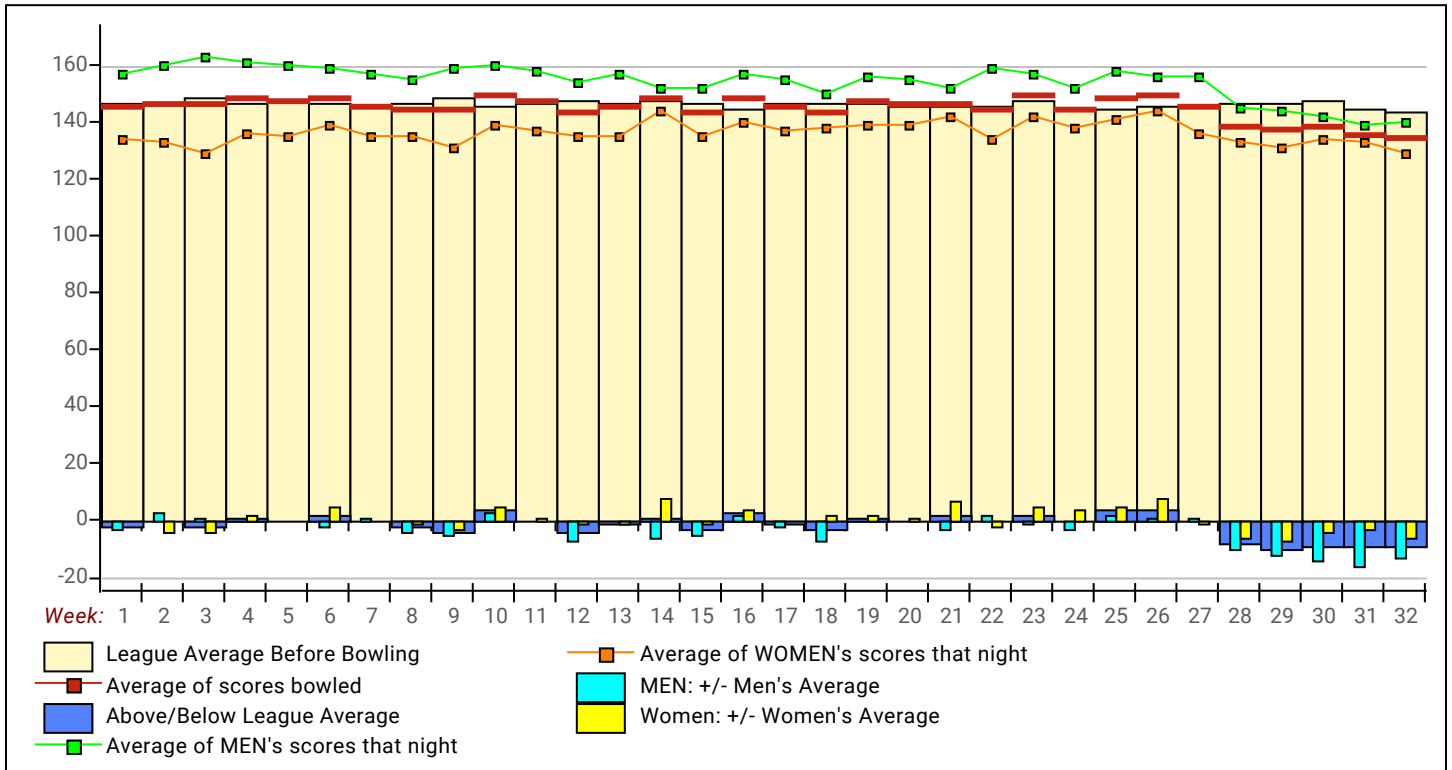
Name	Avg	---Average Change---		Pins	Gms	High Game	High Sers
		New - Old	---> +/-				
Bradley Stockdill	153	153.18	-153.18 = 0.00	11029	72	219	537
Jerry Miller	148	148.55	-148.55 = 0.00	6239	42	205	531
Dan Fletcher	147	147.46	-147.46 = 0.00	8405	57	193	531
Tom Snyder	138	138.92	-138.92 = 0.00	7085	51	213	491
Todd Buckley	0	-	0.00 = 0.00	0	0	0	0

Women

Name	Avg	---Average Change---		Pins	Gms	High Game	High Sers
		New - Old	---> +/-				
Genesis Leftheris	146	146.33	-146.33 = 0.00	1317	9	162	461
Dodie Moss	145	145.67	-145.67 = 0.00	5681	39	206	505
Melissa Vasconi	143	143.44	-143.44 = 0.00	6885	48	254	521
Lorraine Szugye	139	139.22	-139.22 = 0.00	6265	45	203	485

Name	Avg	---Average Change---		Pins	Gms	High Game	High Sers
		New - Old	---> +/-				
Marianne Laverty	134	134.00	-134.00 = 0.00	1608	12	183	473
Patti Carpec	130	130.94	-130.94 = 0.00	2357	18	168	465
Sandy Gregory	bk132	116.33	-116.33 = 0.00	698	6	148	368
Mandee Leftheris	bk108	95.67	-95.67 = 0.00	574	6	120	321

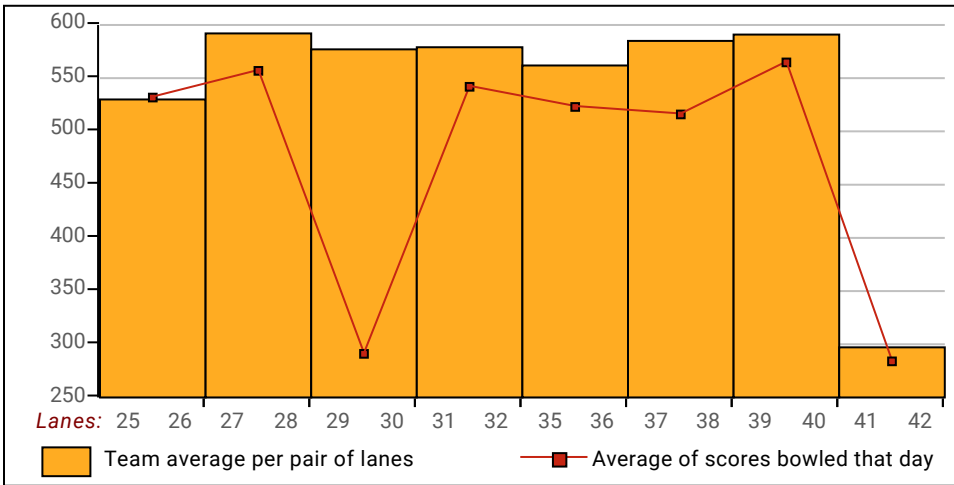
League Average Week-by-Week



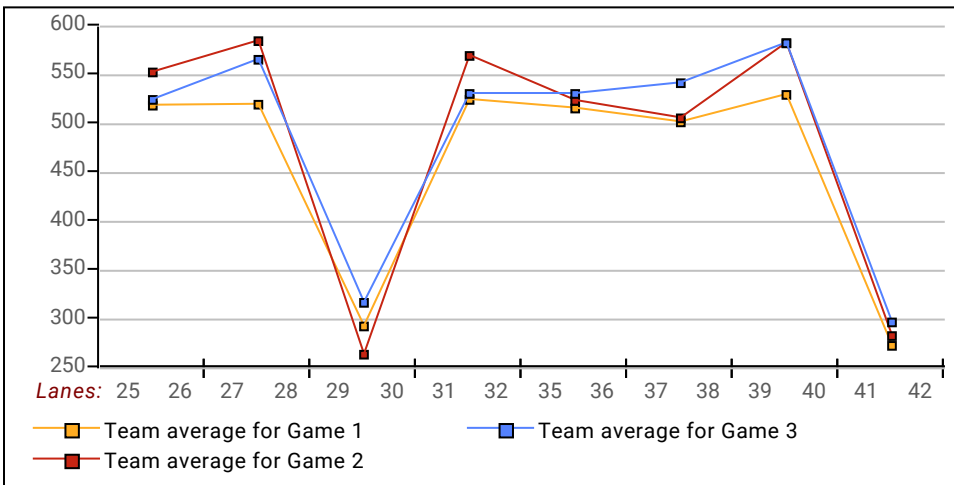
This Week's Statistics

	<u>Over All</u>	<u>Men</u>	<u>Women</u>
How many people bowled	49	24	25
Number of games bowled	147	72	75
Actual average of week's scores	134.65	140.10	129.41
How many games above average	49	20	29
How many games below average	96	51	45
Pins above/below average per game	-8.70	-12.19	-5.35
How many people raised average by this amount	13 0.47	4 0.42	9 0.48
How many people went down by this amount	36 -0.55	20 -0.57	16 -0.54
League average before bowling	143.81	152.69	135.29
League average after bowling	143.53	152.29	135.12
Change in league average	-0.28	-0.40	-0.17
800s	--	--	--
775s	--	--	--
750s	--	--	--
725s	--	--	--
700s	--	--	--
675s	--	--	--
650s	--	--	--
625s	--	--	--
600s	1	1	--
575s	--	--	--
550s	--	--	--
525s	1	1	--
500s	3	3	--
475s	2	1	1
450s	6	3	3
425s	4	2	2
400s	4	1	3
below 400	28	12	16
300s	--	--	--
275s	--	--	--
250s	--	--	--
225s	--	--	--
200s	4	4	--
175s	9	6	3
150s	24	16	8
125s	54	21	33
100s	38	15	23
below 100	18	10	8

Team Average vs Avg of Scores



Average of Scores for Each Game



Amount Over/Under Team Average

