

2023-24 House Shot Hero's

Tuesday 7:00 pm

Inman's Bowling & Fun Center

Lanes 9 - 32

President: Ted Rosenquist Ted.rosenquist@gmail.com

Secretary/Treasurer: Shaun Ciesielski Shaun@inmansvalpo.com

View Standings on the Web

Visit LeagueSecretary.com - This league's ID number is 103167

Important Announcements

HOUSE JACKPOT: \$2 House Mystery, \$3 Strike It Ritch, \$5 Stay Clean
 =====
 SHOP BOWLING EQUIPMENT www.AboveALLBowling.com PROMO CODE: INMANS5
 *BOWL-OUTS Call ahead to schedule. Mon,Tues,Thurs 10a-5p or 9p-11p.
 Wed+Sat 10a-5p, Sun 12p-5p. Times Subject To Change Based on Business
 ===== U P C O M I N G T O U R N A M E N T S =====
www.ShaunsTournaments.com & www.Facebook.com/ShausTournaments
 ADULTS W I N C A S H & YOUTH W I N S C H O L A R S H I P
 -King of the Hill Friday's Weekly Tournament 10:00pm May 24 - Aug. 16

How the Points Work

-8 Match Points: 1 Per HCAP Game, 2 Per HCAP Series Every 2 Games
 -Performance Points:
 +15 Over Avg = +1 Pt, +30 Over Avg = +2 Pts, +45 Over Avg = +3 Pts
 -25 Under Avg = -1 Point, -75 Under Avg = -3 Points

House Shot Hero's Weekly World Champions List

- 12 - "Peaches The Mechanic" The Lane General Michael Davis
- 5 - "K-Dog" Kris Lyles
- 4 - "The Rack Attack" Brian Rak
- 2 - "StoneCold" Austin Pavy
- 2 - "The Hot Rod" Just Tim Bodnar
- 1 - "The King" Shaun Ciesielski (30x Real Worlds Champion, Never Lost)
- 1 - "Teddy Ballgame" Ted Rosenquist
- 1 - "The Quiet Assassin" Bill Schultz Jr.

Team Standings

Place	Lane	#	Team Name	Points Won	Points Lost	%Won	Scratch Pins	Pins + HDCP	Team Avg	High Game	HDCP Game	High Sers	HDCP Sers	Year-To-Date WON	Y-T-D LOST
1	12	45	Darren Cuellar	60	16	78.9	4659	6299	172	234	283	780	996	142 ½	148 ½
2	19	13	Quiet Assassin Bill Schultz	52	21	71.2	6393	6493	228	279	286	1006	1029	181 ½	126 ½
3	13	1	The Flamingo Caleb Pitts	52	18	74.3	5830	6286	208	268	284	906	978	188 ½	120 ½
4	21	15	K-Dog Kris Lyles	51	18	73.9	6564	6564	238	279	279	1031	1031	227	87
5	12	16	Teddy Ballgame	49	18	73.1	6489	6489	235	300	300	977	977	179 ½	111 ½
6	25	14	Big Daddy Cool Kevin Menke	49	19	72.1	6171	6383	220	287	310	947	1039	185 ½	116 ½
7	21	17	T-Ball Korinn Rosenquist	49	23	68.1	4667	6247	170	233	302	817	1093	49	23
8	26	26	The Lane General Michael Davi	48 ½	20 ½	70.3	6549	6549	233	299	299	1021	1021	222	90
9	31	9	Da Lefty Assassin R Wroblewsk	48	17	73.8	6541	6557	233	279	281	1001	1001	137	134
10	19	12	"Ol One Eye" Scott Carr	47 ½	17 ½	73.1	6253	6261	223	269	270	955	957	47 ½	17 ½
11	28	2	Scooter Scott Kaszubski	47	21	69.1	6131	6331	218	269	279	946	978	155	145
12	29	3	StoneCold Austin Pavy	46	20	69.7	6064	6348	216	280	290	943	983	119 ½	153 ½
13	30	32	Stan Lobo	44 ½	22 ½	66.4	5774	6314	206	254	274	909	989	190	118
14	18	28	Just Tim Bodnar	44	28	61.1	6486	6510	234	279	279	1005	1017	169	130
15	15	6	Brandon Huisenga	44	26	62.9	5775	6403	206	268	309	926	1106	197	127
16	31	36	Lucky Deuce Brandon Smith	44	26	62.9	6094	6306	217	259	267	925	965	194 ½	112 ½
17	11	44	The Professor Tim Kolis	44	25	63.8	5430	6306	193	266	303	886	1034	166 ½	124 ½
18	18	10	Tom Balcerak	43	26	62.3	5334	6214	190	254	284	841	961	147	109
19	24	20	K-9 Kynan Krause	42 ½	27 ½	60.7	5952	6336	212	269	280	897	949	42 ½	27 ½
20	11	18	Cole Snuffer	42 ½	28 ½	59.9	5372	6316	191	257	289	834	962	42 ½	28 ½
21	22	35	The Nice Guy Russ Huneryager	42	21	66.7	5578	6206	199	247	275	908	1020	187	114
22	32	38	Nuge Jon Nugent	42	25	62.7	4403	6203	157	208	270	686	966	170 ½	125 ½
23	27	30	Roger Jackson	41	23	64.1	5475	6143	195	289	312	876	1023	188	120
24	29	5	Joanna "Purple" Stroud	40	27	59.7	4790	6238	171	225	282	795	1007	168	125
25	13	19	Logan Leprechaun Pitts	38	24	61.3	6111	6207	218	281	283	966	1002	38	24
26	10	27	Rack Attack Brian Rak	37	29	56.1	6382	6470	227	297	308	1050	1094	224	93
27	17	7	Joey The Kangaroo Cuellar	37	23	61.7	5991	6147	213	268	274	997	1021	146 ½	131 ½
28	14	21	Dice Man John Ulicny	36 ½	28 ½	56.2	6483	6491	231	299	299	996	996	36 ½	28 ½
29	30	34	Tyler Asbury	35	31	53.0	5488	6204	196	245	270	832	940	176 ½	123 ½

Place	Lane	#	Team Name	Points	Points	%Won	Scratch	Pins +	Team	High	HDCP	High	HDCP	Year-To-Date	Y-T-D
				Won	Lost		Pins	HDCP	Avg	Game	Game	Sers	Sers	WON	LOST
30	17	29	Joe Stadler	34	34	50.0	5354	6198	191	248	275	806	931	142	147
31	16	25	AJ Vincent	33 1/2	30 1/2	52.3	5454	6098	199	248	276	879	983	33 1/2	30 1/2
32	24	40	Joey "Christmas" Garland	33	35	48.5	5888	6296	210	279	311	940	1068	171 1/2	137 1/2
33	26	41	The King Shaun Ciesielski	33	24	57.9	6094	6182	221	279	279	929	949	174 1/2	120 1/2
34	20	33	Bryan Campagna	31 1/2	29 1/2	51.6	5456	6108	198	257	285	840	952	165	122
35	15	4	Mick Foley Thomas Jensen	29	36	44.6	4052	6040	148	198	271	698	990	29	36
36	28	23	Kyle Snuffer	28	30	48.3	6371	6371	227	279	279	976	976	28	30
37	22	37	David "Marv" Allen	25	36	41.0	4242	5914	154	231	292	748	992	174	124
38	23	39	Isaac Strom	24	40	37.5	5374	6162	195	259	289	848	956	144	145
39	16	24	Pat "Cho Cho" Graham	24	35	40.7	5530	5982	206	243	261	867	939	170 1/2	123 1/2
40	25	46	Sydney Szabo	23 1/2	38 1/2	37.9	3633	5829	146	178	250	590	911	162 1/2	141 1/2
41	32	8	Hype Man Adam Noble	22	36	37.9	4107	5947	149	186	255	637	915	134	141
42	27	22	Cupcake Eddie Carder	20	36	35.7	5566	5926	206	246	258	875	911	198 1/2	118 1/2
43	23	11	"Big Sauce" Sawyer Carr	20	37	35.1	5232	5908	187	235	261	836	940	20	37
44	14	47	Bradley Kaminski	20	38	34.5	4730	5802	180	224	260	764	908	20	38
45	20	31	Bulldog Ben Jam In Cirino	18	37	32.7	5849	6097	208	299	310	966	1010	176	130

Review of Last Week's Bowling.....

Lanes	Team Name	HDCP	HDCP	HDCP	HDCP	HDCP	Last Wk	Team Name	HDCP	HDCP	HDCP	HDCP	HDCP	Last Wk	
		-1-	-2-	-3-	-4-	Total	WON		-1-	-2-	-3-	-4-	Total	WON	
Set 1															
15-16	BEAT OWN AVG -20	0	0			0	0	<=>	BEAT OWN AVG -20	0	0			0	0
31-32	BEAT OWN AVG -20	0	0			0	0	<=>	K-9 Kynan Krause	271	246			949	11
-1-0	Logan Leprechaun Pitts	197	221			785	-1	<=>	Joey "Christmas" Garland	242	200			865	7
-1-0	Dice Man John Ulicny	189	192			800	-2	<=>	The King Shaun Ciesielski	232	237			869	3
25-26	Pat "Cho Cho" Graham	203	203			812	4	<=>	The Professor Tim Kolis	221	233			869	7
29-30	Darren Cuellar	283	192			912	10	<=>	AJ Vincent	220	220			836	0
-1-0	Bradley Kaminski	200	200			800	1	<=>	Just Tim Bodnar	174	277			874	3
27-28	Joe Stadler	213	254			862	6	<=>	The Flamingo Caleb Pitts	204	231			870	4
17-18	Bulldog Ben Jam In Cirino	219	210			916	4	<=>	Mick Foley Thomas Jensen	244	232			990	14
25-26	Bryan Campagna	225	227			930	6	<=>	Brandon Huisenga	223	201			882	3
23-24	Joey The Kangaroo Cuellar	267	184			919	7	<=>	The Nice Guy Russ Huneryager	203	214			899	5
17-18	Tom Balcerak	203	241			959	12	<=>	David "Marv" Allen	197	197			788	1
11-12	Isaac Strom	203	206			802	0	<=>	"Ol One Eye" Scott Carr	190	234			875	4
23-24	Teddy Ballgame	300	256			961	8	<=>	Lucky Deuce Brandon Smith	252	213			939	7
25-26	Nuge Jon Nugent	218	187			886	4	<=>	Cole Snuffer	202	288			962	12
-1-0	T-Ball Korinn Rosenquist	240	234			898	7	<=>	Sydney Szabo	200	226			878	6
29-30	K-Dog Kris Lyles	179	226			940	7	<=>	Quiet Assassin Bill Schultz	259	224			909	7
27-28	Cupcake Eddie Carder	229	225			864	2	<=>	Scooter Scott Kaszubski	185	243			893	6
-1-0	Kyle Snuffer	179	204			863	4	<=>	StoneCold Austin Pavy	224	199			874	6
19-20	The Lane General Michael Davi	202	266			910	2	<=>	Joanna "Purple" Stroud	267	254			1007	15
31-32	Hype Man Adam Noble	219	219			850	0	<=>	Rack Attack Brian Rak	244	216			858	1
31-32	Da Lefty Assassin R Wroblewski	187	256			989	11	<=>	Roger Jackson	222	182			803	0
15-16	"Big Sauce" Sawyer Carr	184	213			755	-3	<=>	Stan Lobo	262	225			944	11
31-32	Tyler Asbury	209	248			856	3	<=>	Big Daddy Cool Kevin Menke	226	216			941	7
Set 2															
25-26	BEAT OWN AVG -20			0	0	0	0	<=>	BEAT OWN AVG -20			0	0	0	0
17-18	BEAT OWN AVG -20			0	0	0	0	<=>	Kyle Snuffer	233	247			863	4
-1-0	T-Ball Korinn Rosenquist	197	227			898	7	<=>	K-9 Kynan Krause	226	206			949	11
9-10	Scooter Scott Kaszubski	225	240			893	6	<=>	The Lane General Michael Davi	217	225			910	2
29-30	StoneCold Austin Pavy	232	219			874	6	<=>	Rack Attack Brian Rak	203	195			858	1
25-26	Joanna "Purple" Stroud	217	269			1007	15	<=>	Roger Jackson	200	199			803	0
15-16	Hype Man Adam Noble	185	227			850	0	<=>	Stan Lobo	213	244			944	11
17-18	Tyler Asbury	212	187			856	3	<=>	Da Lefty Assassin R Wroblewski	277	259			989	11
23-24	"Big Sauce" Sawyer Carr	181	177			755	-3	<=>	Lucky Deuce Brandon Smith	207	267			939	7
27-28	Big Daddy Cool Kevin Menke	258	241			941	7	<=>	Nuge Jon Nugent	270	211			886	4
25-26	Joey "Christmas" Garland	214	209			865	7	<=>	Teddy Ballgame	193	212			961	8
-1-0	Cole Snuffer	183	289			962	12	<=>	The King Shaun Ciesielski	175	225			869	3
23-24	The Professor Tim Kolis	238	177			869	7	<=>	Logan Leprechaun Pitts	186	181			785	-1
-1-0	Dice Man John Ulicny	226	193			800	-2	<=>	Darren Cuellar	264	173			912	10
31-32	Pat "Cho Cho" Graham	203	203			812	4	<=>	Bradley Kaminski	200	200			800	1
-1-0	AJ Vincent	182	214			836	0	<=>	The Flamingo Caleb Pitts	194	241			870	4
15-16	Just Tim Bodnar	244	179			874	3	<=>	Mick Foley Thomas Jensen	271	243			990	14
11-12	Brandon Huisenga	230	228			882	3	<=>	Joe Stadler	165	230			862	6
11-12	Joey The Kangaroo Cuellar	267	201			919	7	<=>	Bulldog Ben Jam In Cirino	252	235			916	4
11-12	Bryan Campagna	228	250			930	6	<=>	Tom Balcerak	279	236			959	12
9-10	"Ol One Eye" Scott Carr	193	258			875	4	<=>	The Nice Guy Russ Huneryager	232	250			899	5
29-30	Quiet Assassin Bill Schultz	235	191			909	7	<=>	David "Marv" Allen	197	197			788	1
21-22	Isaac Strom	191	202			802	0	<=>	K-Dog Kris Lyles	277	258			940	7
11-12	Sydney Szabo	250	202			878	6	<=>	Cupcake Eddie Carder	220	190			864	2

Lane Assignments

	9-10	9-10	11-12	11-12	13-14	13-14	15-16	15-16	17-18	17-18	19-20	19-20	
Wk33 04/23	42-43	48-27	44-16	18-45	19-47	1-21	4-24	6-25	7-28	29-10	12-31	13-33	Manually assigned
Games 3 & 4	42-43	47-48	45-13	1-15	16-14	17-26	9-12	2-3	32-28	6-36	44-10	20-18	Manually assigned

Wk34 04/30 🚫 Roll-Off- Start Lane - 9
 Games 3 & 4 44- 8 45- 9 47- 11 1- 14 4- 16 6- 18 19- 7 10- 21 24- 12 25- 13 28- 15 17- 29

	21-22	21-22	23-24	23-24	25-26	25-26	27-28	27-28	29-30	29-30	31-32	31-32	
Wk33 04/23	15-35	17-37	39-20	11-40	14-41	46-26	22-23	30-2	3-32	5-34	36-8	9-38	Manually assigned
Games 3 & 4	35-38	30-5	19-27	7-21	34-29	25-40	41-33	4-23	37-39	24-46	8-22	11-31	Manually assigned

Wk34 04/30 🚫 Roll-Off- Start Lane - 9
 Games 3 & 4 20- 31 33- 22 35- 23 26- 37 39- 27 30- 42 43- 32 34- 46 36- 48 2- 38 3- 40 41- 5

Individual High Averages

Men	Women	Boys	Girls
238.50 Kris Lyles	171.07 Joanna Stroud	193.00 Mason Bartos	
235.38 Ted Rosenquist	146.08 Sydney Szabo		
233.89 Michael Davis			
227.93 Brian Rak			
221.08 Shaun Ciesielski			
220.39 Kevin Menke			
217.64 Brandon Smith			
210.29 Joseph Garland			

Season High Scores

	Scratch Game	Scratch Series	Handicap Game	Handicap Series
Men	300 Ted Rosenquist	1050 Brian Rak	312 Roger Jackson	1106 Brandon Huisenga
	299 Benjamin Cirino	1031 Kris Lyles	311 Joseph Garland	1094 Brian Rak
	299 Michael Davis	1021 Michael Davis	310 Benjamin Cirino	1068 Joseph Garland
	297 Brian Rak	977 Ted Rosenquist	310 Kevin Menke	1039 Kevin Menke
	289 Roger Jackson	966 Benjamin Cirino	309 Brandon Huisenga	1034 Tim Kolis
Women	225 Joanna Stroud	795 Joanna Stroud	282 Joanna Stroud	1007 Joanna Stroud
	178 Sydney Szabo	590 Sydney Szabo	250 Sydney Szabo	911 Sydney Szabo
Boys	234 Mason Bartos	803 Mason Bartos	256 Mason Bartos	930 Mason Bartos

**Season Game Over Average
Game - Avg=Difference**

**Season Series over Average
Series - Avg=Difference**

Men	279 - 189=90	Joseph Garland	926 - 696=230	Brandon Huisenga
	289 - 199=90	Roger Jackson	1050 - 848=202	Brian Rak
	264 - 174=90	Brandon Huisenga	940 - 756=184	Joseph Garland
Women	225 - 161=64	Joanna Stroud	795 - 664=131	Joanna Stroud
	169 - 135=34	Sydney Szabo	587 - 540=47	Sydney Szabo
Boys	234 - 200=34	Mason Bartos	802 - 756=46	Mason Bartos

Split 1 High Scores

	Scratch Game	Scratch Series	Handicap Game	Handicap Series
Men	300 Andrew English	1095 Michael Davis	327 Tim Kolis	1149 Eddie Carder
	300 Shaun Ciesielski	1081 Eddie Carder	316 Andrew English	1095 Michael Davis
	300 Brian Rak	1070 Kris Lyles	316 Eddie Carder	1070 Andrew English
	300 Michael Davis	1042 Shaun Ciesielski	314 Russ Huneryager	1070 Kris Lyles
	300 Kris Lyles	1030 Scott Kaszubski	313 Brandon Huisenga	1069 Roger Jackson
	300 Scott Kaszubski			
Women	245 Bella Ciesielski	859 Bella Ciesielski	284 Nicole McGill	962 Nicole McGill
	225 Joanna Stroud	764 Joanna Stroud	268 Bella Ciesielski	952 Joanna Stroud
	204 Nicole McGill	630 Nicole McGill	267 Joanna Stroud	951 Bella Ciesielski
	158 Sydney Szabo	516 Sydney Szabo	263 Sydney Szabo	948 Sydney Szabo
Boys	252 Mason Bartos	837 Mason Bartos	272 Mason Bartos	932 Mason Bartos

Split 2 High Scores

	Scratch Game	Scratch Series	Handicap Game	Handicap Series
Men	300 Ted Rosenquist	1041 Benjamin Cirino	327 Stan Lobodzinski	1085 Benjamin Cirino
	300 Stan Lobodzinski	1038 Shaun Ciesielski	323 Kevin Menke	1064 Kevin Menke
	300 Brian Rak	1037 Ted Rosenquist	321 Adam Noble	1053 Russ Huneryager
	300 Kris Lyles	1037 Brian Rak	316 Brandon Huisenga	1048 Isaac Strom

	Scratch Game	Scratch Series	Handicap Game	Handicap Series
	300 Kevin Menke	1013 Kris Lyles	314 Benjamin Cirino	1038 Shaun Ciesielski
Women	227 Joanna Stroud 173 Sydney Szabo	815 Joanna Stroud 611 Sydney Szabo	272 Joanna Stroud 266 Sydney Szabo	1013 Sydney Szabo 995 Joanna Stroud
Boys	297 Mason Bartos	914 Mason Bartos	324 Mason Bartos	1022 Mason Bartos

Most Improved Average

Men	174 to 206.25 = +32.25 Brandon Huisenga	199 to 220.39 = +21.39 Kevin Menke	212 to 227.93 = +15.93 Brian Rak
Women	135 to 146.08 = +11.08 Sydney Szabo	172 to 171.07 = -0.93 Joanna Stroud	
Boys	200 to 193.00 = -7.00 Mason Bartos		

Last Week's Top Scores

	Scratch Game	Scratch Series	Handicap Game	Handicap Series
Men	300 Ted Rosenquist 277 Tim Bodnar 277 Kris Lyles 277 Robert Wroblewski 266 Michael Davis 259 Bill Schultz Jr 259 Brandon Smith 258 Scott Carr 257 Cole Snuffer 257 Joey Cuellar	989 Robert Wroblewski 961 Ted Rosenquist 940 Kris Lyles 917 Kevin Menke 910 Michael Davis 909 Bill Schultz Jr 907 Brandon Smith 879 Joey Cuellar 875 Scott Carr 874 Tim Bodnar	300 Ted Rosenquist 289 Cole Snuffer 279 Tom Balcerak 277 Tim Bodnar 277 Kris Lyles 277 Robert Wroblewski 271 Thomas Jensen 270 Jon Nugent 267 Brandon Smith 267 Joey Cuellar	990 Thomas Jensen 989 Robert Wroblewski 962 Cole Snuffer 961 Ted Rosenquist 959 Tom Balcerak 944 Stan Lobodzinski 941 Kevin Menke 940 Kris Lyles 939 Brandon Smith 930 Bryan Campagna
Women	216 Joanna Stroud 178 Sydney Szabo	795 Joanna Stroud 590 Sydney Szabo	269 Joanna Stroud 250 Sydney Szabo	1007 Joanna Stroud 878 Sydney Szabo
Boys	258 Kynan Krause 234 Darren Cuellar 227 Caleb Pitts 219 Logan Pitts 199 AJ Vincent 185 Sawyer Carr	897 Kynan Krause 814 Caleb Pitts 777 Logan Pitts 752 AJ Vincent 716 Darren Cuellar 643 Sawyer Carr	283 Darren Cuellar 271 Kynan Krause 241 Caleb Pitts 221 Logan Pitts 220 AJ Vincent 213 Sawyer Carr	949 Kynan Krause 912 Darren Cuellar 870 Caleb Pitts 836 AJ Vincent 785 Logan Pitts 755 Sawyer Carr
Girls	190 Korinn Rosenquist	698 Korinn Rosenquist	240 Korinn Rosenquist	898 Korinn Rosenquist

Weekly Game Over Average
Game - Avg=Difference

Weekly Series over Average
Series - Avg=Difference

Men	257 - 189=68 Cole Snuffer 300 - 234=66 Ted Rosenquist 245 - 187=58 Tom Balcerak	698 - 572=126 Thomas Jensen 834 - 756=78 Cole Snuffer 823 - 748=75 Tom Balcerak
Women	216 - 166=50 Joanna Stroud 178 - 145=33 Sydney Szabo	795 - 664=131 Joanna Stroud 590 - 580=10 Sydney Szabo
Boys	234 - 170=64 Darren Cuellar 258 - 210=48 Kynan Krause 227 - 209=18 Caleb Pitts	897 - 840=57 Kynan Krause 716 - 680=36 Darren Cuellar 814 - 836=-22 Caleb Pitts
Girls	190 - 169=21 Korinn Rosenquist	698 - 676=22 Korinn Rosenquist

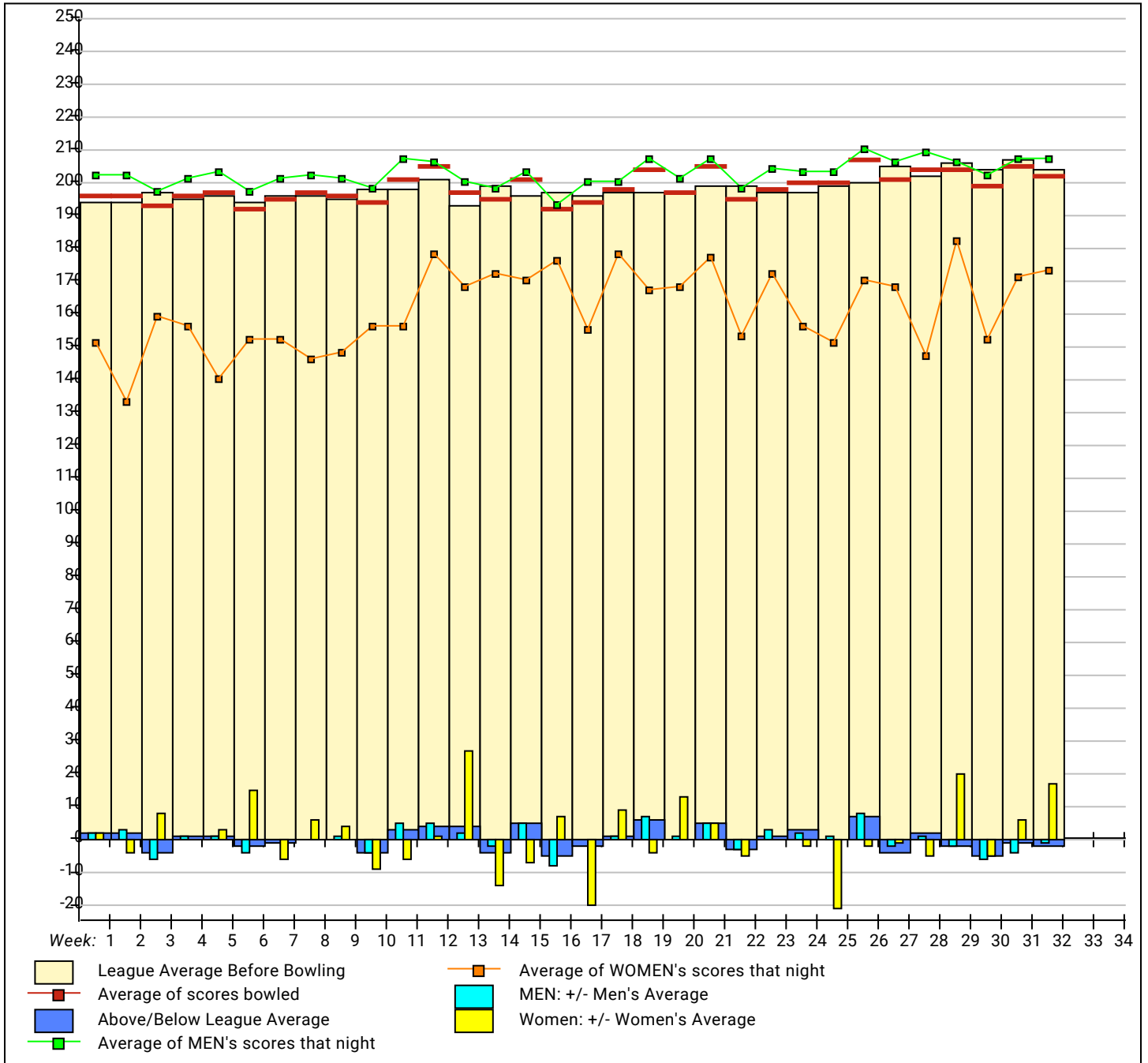
Team Rosters

Name	True Average	HDCP	Pins	Gms	-1-	-2-	-3-	-4-	Total	Total	HDCP	High Game	HDCP	High Sers	HDCP	Sers	To Raise Avg +1	To Drop Avg -1	250's	933's	Most Improved Avg +/-
1 - The Flamingo Caleb Pitts	Lane 13	HDCP=15	Avg=208																		
Caleb Pitts	208.21	15	5830	28	190	217	180	227	814	870	268	284	906	978	858	825	8	--	207	+1.21	
2 - Scooter Scott Kaszubski	Lane 28	HDCP=6	Avg=218																		
Scott Kaszubski	218.96	6	6131	28	180	238	220	235	873	893	269	279	946	978	877	844	15	7	216	+2.96	
3 - StoneCold Austin Pavy	Lane 29	HDCP=8	Avg=216																		
Austin Pavy	216.57	8	6064	28	217	192	225	212	846	874	280	290	943	983	880	847	12	4	213	+3.57	
4 - Mick Foley Thomas Jensen	Lane 15	HDCP=69	Avg=148																		
Thomas Jensen	148.33	69	3560	24	171	159	198	170	698	990	198	271	698	990	612	583	--	--	152	-3.67	
5 - Joanna "Purple" Stroud	Lane 29	HDCP=48	Avg=171																		
Joanna Stroud	171.07	48	4790	28	214	201	164	216	795	1007	225	282	795	1007	714	681	--	--	172	-0.93	
6 - Brandon Huisenga	Lane 15	HDCP=17	Avg=206																		
Brandon Huisenga	206.25	17	5775	28	206	184	213	211	814	882	268	309	926	1106	849	816	7	--	174	+32.25	

Name	True		Pins	Gms	-1-	-2-	-3-	-4-	Total	HDCP	High	HDCP	High	HDCP	To Raise	To Drop	250's	933's	Most Improved	
	Average	HDCP								Total	Game	Sers	Sers	Avg +1	Avg -1	Avg			+/-	
7 - Joey The Kangaroo Cuellar	Lane 17 HDCP=10 Avg=213																			
Joey Cuellar	213.96	10	5991	28	257	174	257	191	879	919	268	274	997	1021	857	824	10	4	218	-4.04
8 - Hype Man Adam Noble	Lane 32 HDCP=68 Avg=149																			
Adam Noble	149.46	68	3587	24	152	152	118	160	582	850	186	255	637	915	613	584	1	--	147	+2.46
9 - Da Lefty Assassin R Wroblewsk	Lane 31 HDCP=0 Avg=233																			
Robert Wroblewski	233.61	0	6541	28	197	256	277	259	989	989	279	281	1001	1001	947	914	20	5	222	+11.61
10 - Tom Balcerak	Lane 18 HDCP=31 Avg=190																			
Tom Balcerak	190.50	31	5334	28	169	207	245	202	823	959	254	284	841	961	778	745	1	--	191	-0.50
11 - "Big Sauce" Sawyer Carr	Lane 23 HDCP=34 Avg=187																			
Sawyer Carr	187.67	34	4504	24	156	185	153	149	643	755	235	261	836	940	760	731	--	--	196	-8.33
12 - "Ol One Eye" Scott Carr	Lane 19 HDCP=1 Avg=223																			
Scott Carr	223.32	1	6253	28	190	234	193	258	875	875	269	270	955	957	915	882	7	2	223	+0.32
13 - Quiet Assassian Bill Schultz	Lane 19 HDCP=0 Avg=228																			
Bill Schultz Jr	228.32	0	6393	28	259	224	235	191	909	909	279	286	1006	1029	935	902	14	3	215	+13.32
14 - Big Daddy Cool Kevin Menke	Lane 25 HDCP=4 Avg=220																			
Kevin Menke	220.39	4	6171	28	220	210	252	235	917	941	287	310	947	1039	901	868	12	2	199	+21.39
15 - K-Dog Kris Lyles	Lane 21 HDCP=0 Avg=238																			
Kris Lyles	238.50	0	5724	24	179	226	277	258	940	940	279	279	1031	1031	968	939	35	13	230	+8.50
16 - Teddy Ballgame	Lane 12 HDCP=0 Avg=235																			
Ted Rosenquist	235.38	0	5649	24	300	256	193	212	961	961	300	300	977	977	959	930	25	13	225	+10.38
17 - T-Ball Korinn Rosenquist	Lane 21 HDCP=49 Avg=170																			
Korinn Rosenquist	170.13	49	4083	24	190	184	147	177	698	898	233	302	817	1093	705	676	--	--	159	+11.13
18 - Cole Snuffer	Lane 11 HDCP=30 Avg=191																			
Cole Snuffer	191.86	30	5372	28	170	256	151	257	834	962	257	289	834	962	772	739	2	--	183	+8.86
19 - Logan Leprechaun Pitts	Lane 13 HDCP=6 Avg=218																			
Logan Pitts	218.25	6	6111	28	195	219	184	179	777	785	281	283	966	1002	897	864	5	1	214	+4.25
20 - K-9 Kynan Krause	Lane 24 HDCP=11 Avg=212																			
Kynan Krause	212.57	11	5952	28	258	233	213	193	897	949	269	280	897	949	864	831	3	--	205	+7.57
21 - Dice Man John Ulicny	Lane 14 HDCP=0 Avg=231																			
John Ulicny	231.54	0	6483	28	189	192	226	193	800	800	299	299	996	996	941	908	5	3	223	+8.54
22 - Cupcake Eddie Carder	Lane 27 HDCP=17 Avg=206																			
Eddie Carder	206.88	17	3310	16	214	210	205	175	804	864	246	258	875	911	830	809	18	6	215	-8.13
23 - Kyle Snuffer	Lane 28 HDCP=0 Avg=227																			
Kyle Snuffer	227.54	0	6371	28	179	204	233	247	863	863	279	279	976	976	925	892	7	3	239	-11.46
24 - Pat "Cho Cho" Graham	Lane 16 HDCP=17 Avg=206																			
Pat Graham	206.63	17	3306	16a	186a	186a	186a	186	744	812	243	261	867	939	834	813	4	--	205	+1.63
25 - AJ Vincent	Lane 16 HDCP=23 Avg=199																			
AJ Vincent	199.08	23	4778	24	199	199	161	193	752	836	248	276	879	983	822	793	--	--	209	-9.92
26 - The Lane General Michael Davi	Lane 26 HDCP=0 Avg=233																			
Michael Davis	233.89	0	6549	28	202	266	217	225	910	910	299	299	1021	1021	939	906	36	16	228	+5.89
27 - Rack Attack Brian Rak	Lane 10 HDCP=0 Avg=227																			
Brian Rak	227.93	0	6382	28	244	216	203	195	858	858	297	308	1050	1094	914	881	25	9	212	+15.93
28 - Just Tim Bodnar	Lane 18 HDCP=0 Avg=234																			
Tim Bodnar	234.08	0	5618	24	174	277	244	179	874	874	279	279	1005	1017	962	933	13	6	221	+13.08
29 - Joe Stadler	Lane 17 HDCP=30 Avg=191																			
Joe Stadler	191.21	30	5354	28	184	225	136	201	746	862	248	275	806	931	790	757	--	--	188	+3.21
30 - Roger Jackson	Lane 27 HDCP=27 Avg=195																			
Roger Jackson	195.54	27	5475	28	198	158	176	175	707	803	289	312	876	1023	797	764	4	--	182	+13.54
31 - Bulldog Ben Jam In Cirino	Lane 20 HDCP=15 Avg=208																			
Benjamin Cirino	208.89	15	5849	28	204	195	237	220	856	916	299	310	966	1010	839	806	17	6	212	-3.11
32 - Stan Lobo	Lane 30 HDCP=17 Avg=206																			
Stan Lobodzinski	206.21	17	5774	28	244	207	195	226	872	944	254	274	909	989	850	817	4	--	196	+10.21
33 - Bryan Campagna	Lane 20 HDCP=24 Avg=198																			
Bryan Campagna	198.00	24	4752	24	199	201	202	224	826	930	257	285	840	952	820	791	7	1	208	-10.00
34 - Tyler Asbury	Lane 30 HDCP=26 Avg=196																			
Tyler Asbury	196.00	26	5488	28	184	223	187	162	756	856	245	270	832	940	816	783	3	--	193	+3.00
35 - The Nice Guy Russ Huneryager	Lane 22 HDCP=23 Avg=199																			
Russ Huneryager	199.21	23	5578	28	179	190	208	226	803	899	247	275	908	1020	822	789	7	2	199	+0.21
36 - Lucky Deuce Brandon Smith	Lane 31 HDCP=7 Avg=217																			
Brandon Smith	217.64	7	6094	28	244	205	199	259	907	939	259	267	925	965	882	849	23	3	220	-2.36
37 - David "Marv" Allen	Lane 22 HDCP=63 Avg=154																			
David Allen	154.42	63	3706	24a	134a	134a	134a	134	536	788	231	292	748	992	624	605	--	--	157	-2.58

Name	True		Pins	Gms	-1-	-2-	-3-	-4-	Total	HDCP	High	HDCP	High	HDCP	To Raise	To Drop	250's	933's	Most Improved	
	Average	HDCP								Total	Game	Sers	Sers	Avg +1	Avg -1	Avg			+/-	
38 - Nuge Jon Nugent	Lane 32 HDCP=61 Avg=157																			
Jon Nugent	157.25	61	4403	28	156	125	208	149	638	886	208	270	686	966	653	620	--	--	147	+10.25
39 - Isaac Strom	Lane 23 HDCP=27 Avg=195																			
Isaac Strom	195.42	27	4690	24	180	183	168	179	710	802	259	289	848	956	798	769	4	--	193	+2.42
40 - Joey "Christmas" Garland	Lane 24 HDCP=13 Avg=210																			
Joseph Garland	210.29	13	5888	28	230	188	202	197	817	865	279	311	940	1068	864	831	7	1	195	+15.29
41 - The King Shaun Ciesielski	Lane 26 HDCP=3 Avg=221																			
Shaun Ciesielski	221.08	3	5306	24	230	235	173	223	861	869	279	279	929	949	910	881	21	8	224	-2.92
42 - BEAT OWN AVG -20	Lane 9 HDCP=0 Avg=0																			
43 - BEAT OWN AVG -20	Lane 10 HDCP=0 Avg=0																			
44 - The Professor Tim Kolis	Lane 11 HDCP=28 Avg=193																			
Tim Kolis	193.93	28	5430	28	194	206	211	150	761	869	266	303	886	1034	778	745	3	--	185	+8.93
45 - Darren Cuellar	Lane 12 HDCP=47 Avg=172																			
Darren Cuellar	172.13	47	4131	24	234	143	215	124	716	912	234	283	780	996	713	684	--	--	152	+20.13
46 - Sydney Szabo	Lane 25 HDCP=71 Avg=146																			
Sydney Szabo	146.08	71	1753	12	128	154	178	130	590	878	178	250	590	911	599	582	--	--	135	+11.08
47 - Bradley Kaminski	Lane 14 HDCP=40 Avg=180																			
Bradley Kaminski	180.83	40	2170	12	a160	a160	a160	a160	640	800	224	260	764	908	726	709	--	--	185	-4.17
48 - BEAT OWN AVG -20	Lane 9 HDCP=0 Avg=0																			

League Average Week-by-Week



Important Messages

HOUSE MYSTERY POT: \$2.00 to Enter, Covers Games 1 & 2 ONLY
 Circle The Number Next To Your Name and Drop Your \$2 In The Bucket

Alphabetical List of All Members of This League

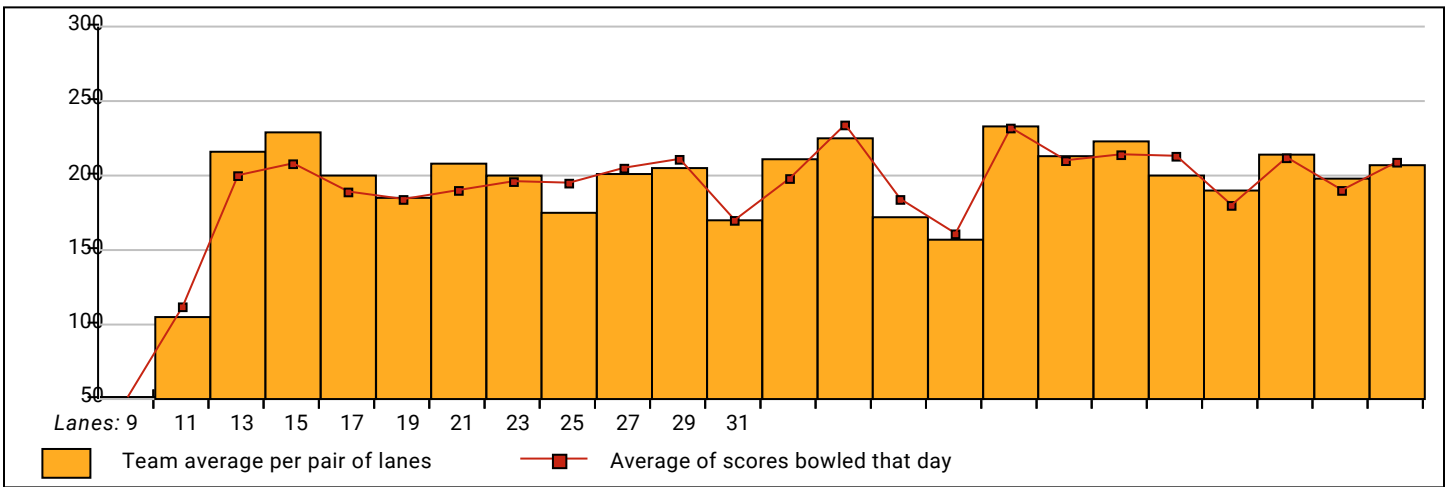
				True								True			
Lane	NxtWk	Team	Name	Average	Pins	Gms	HDCP	Lane	NxtWk	Team	Name	Average	Pins	Gms	HDCP
1	22	37	Allen, David	154.42	3706	24	63	44	24	20	Krause, Kynan	212.57	5952	28	11
2	30	34	Asbury, Tyler	196.00	5488	28	26	45		0	Lamchi, Nick		0	0	38
3	18	10	Balcerak, Tom	190.50	5334	28	31	46		0	Leaf, Fred		0	0	13
4		0	Bartos, Mason	193.00	2316	12	28	47		0	Lewis-Steele, Ashton		0	0	80
5	18	28	Bodnar, Tim	234.08	5618	24	0	48	30	32	Lobodzinski, Stan	206.21	5774	28	17
6		0	Brauer, Jacob		0	0	23	49	21	15	Lyles, Kris	238.50	5724	24	0
7	20	33	Campagna, Bryan	198.00	4752	24	24	50		0	McGill, Nicole		0	0	87
8	27	22	Carder, Eddie	206.88	3310	16	17	51	25	14	Menke, Kevin	220.39	6171	28	4
9	23	11	Carr, Sawyer	187.67	4504	24	34	52		0	Morgan, Mike		0	0	71
10	19	12	Carr, Scott	223.32	6253	28	1	53		0	Murt, Rick		0	0	11
11		0	Cawby, Larry		0	0	0	54	32	8	Noble, Adam	149.46	3587	24	68
12		0	Cherep, Nick		0	0	23	55		0	Noble, Peyton		0	0	72
13		0	Ciesielski, Bella		0	0	23	56	32	38	Nugent, Jon	157.25	4403	28	61
14		0	Ciesielski, Sara		0	0	29	57	29	3	Pavy, Austin	216.57	6064	28	8
15	26	41	Ciesielski, Shaun	221.08	5306	24	3	58		0	Pearce, Bill		0	0	43
16	20	31	Cirino, Benjamin	208.89	5849	28	15	59		0	Penfold, Dave		0	0	9
17		0	Clemmons, Andrew		0	0	20	60	13	1	Pitts, Caleb	208.21	5830	28	15
18	12	45	Cuellar, Darren	172.13	4131	24	47	61	13	19	Pitts, Logan	218.25	6111	28	6
19		0	Cuellar, Devanne		0	0	79	62	10	27	Rak, Brian	227.93	6382	28	0
20	17	7	Cuellar, Joey	213.96	5991	28	10	63		0	Reese, Jacob		0	0	36
21		0	Cummings, Jacob		0	0	0	64		0	Richel, Carly		0	0	35
22		0	Davis, James		0	0	0	65		0	Rodriguez, Eugene		0	0	9
23	26	26	Davis, Michael	233.89	6549	28	0	66	21	17	Rosenquist, Korinn	170.13	4083	24	49
24		0	Dixon, Ken		0	0	54	67	12	16	Rosenquist, Ted	235.38	5649	24	0
25		0	Doolittle, Leif		0	0	45	68	19	13	Schultz Jr, Bill	228.32	6393	28	0
26		0	Dunn, Jim		0	0	15	69		0	Scott, Andrew		0	0	51
27		0	English, Andrew		0	0	26	70	31	36	Smith, Brandon	217.64	6094	28	7
28		0	Fadely, George		0	0	99	71	11	18	Snuffer, Cole	191.86	5372	28	30
29	24	40	Garland, Joseph	210.29	5888	28	13	72	28	23	Snuffer, Kyle	227.54	6371	28	0
30		0	Garner, Brian		0	0	42	73	17	29	Stadler, Joe	191.21	5354	28	30
31	16	24	Graham, Pat	206.63	3306	16	17	74	23	39	Strom, Isaac	195.42	4690	24	27
32		0	Guerrero, Adam		0	0	26	75	29	5	Stroud, Joanna	171.07	4790	28	48
33		0	Howell, Nicholas		0	0	14	76	25	46	Szabo, Sydney	146.08	1753	12	71
34	15	6	Huisenga, Brandon	206.25	5775	28	17	77		0	Tanet, Tony		0	0	39
35	22	35	Huneryager, Russ	199.21	5578	28	23	78		0	Tomko, Chase		0	0	71
36	27	30	Jackson, Roger	195.54	5475	28	27	79		0	Toth, Tommy		0	0	28
37	15	4	Jensen, Thomas	148.33	3560	24	69	80	14	21	Ulicny, John	231.54	6483	28	0
38		0	Jones, Hershel		0	0	42	81		0	Urycki, Robert		0	0	8
39	14	47	Kaminski, Bradley	180.83	2170	12	40	82	16	25	Vincent, AJ	199.08	4778	24	23
40	28	2	Kaszubski, Scott	218.96	6131	28	6	83		0	Wagenblast, Scott		0	0	13
41		0	Klawiter, Eve		0	0	22	84		0	Wellsand, Jake		0	0	53
42		0	Klemz, Tyler		0	0	9	85		0	Wilusz, AJ		0	0	16
43	11	44	Kolis, Tim	193.93	5430	28	28	86	31	9	Wroblewski, Robert	233.61	6541	28	0

Men & Women, Left & Right Handed Statistics

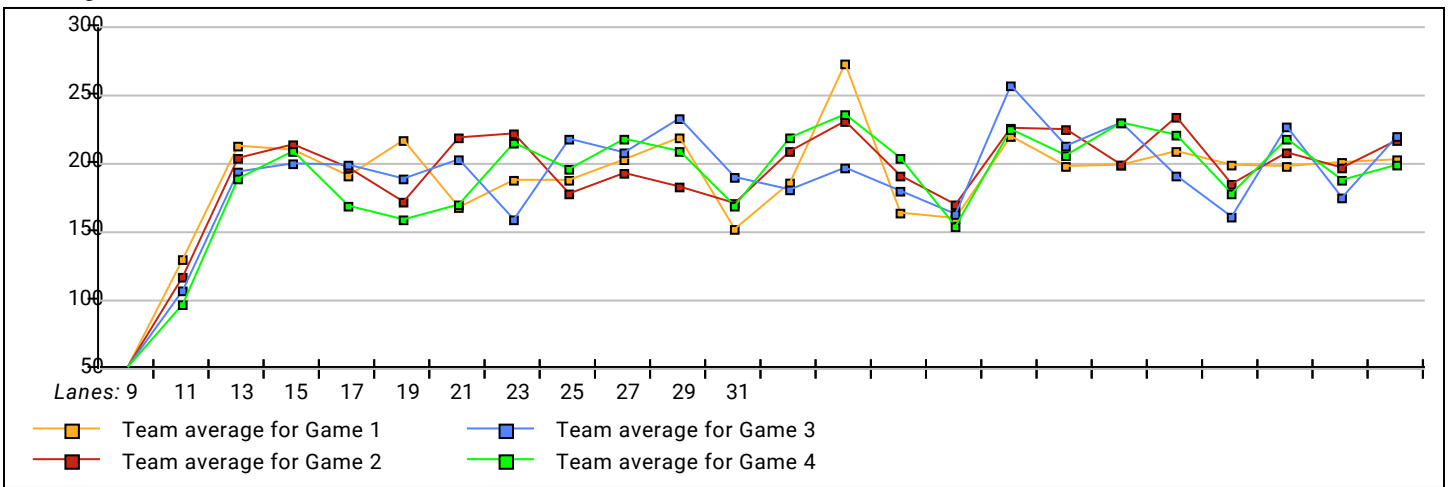
Unless designated left handed, bowlers are considered right handed.

	<u>Over All</u>	<u>M-Rt</u>	<u>M-Left</u>	<u>W-Rt</u>	<u>W-Left</u>
How many people bowled	42	30	3	2	0
Number of games bowled	168	120	12	8	0
Actual average of week's scores	202.33	205.38	221.92	173.13	0.00
How many games above average	80	60	5	5	0
How many games below average	83	55	7	3	0
Pins above/below average per game	-1.20	0.08	-12.75	17.63	0.00
How many people raised average by this amount	18 1.80	12 1.72	1 2.27	2 2.66	-- 0.00
How many people went down by this amount	24 -1.80	18 -1.25	2 -4.19	-- 0.00	-- 0.00
League average before bowling	203.90	205.69	235.11	155.92	0.00
League average after bowling	203.65	205.62	233.08	158.58	0.00
Change in league average	-0.26	-0.06	-2.03	2.66	0.00
800s	27	22	3	--	--
775s	2	--	--	1	--
750s	3	2	--	--	--
725s	1	1	--	--	--
700s	3	2	--	--	--
675s	2	1	--	--	--
650s	--	--	--	--	--
625s	2	1	--	--	--
600s	--	--	--	--	--
575s	2	1	--	1	--
550s	--	--	--	--	--
525s	--	--	--	--	--
500s	--	--	--	--	--
475s	--	--	--	--	--
450s	--	--	--	--	--
425s	--	--	--	--	--
400s	--	--	--	--	--
below 400	--	--	--	--	--
300s	1	1	--	--	--
275s	3	1	2	--	--
250s	14	11	2	--	--
225s	26	21	2	--	--
200s	42	35	--	3	--
175s	50	31	5	1	--
150s	22	16	1	2	--
125s	8	3	--	2	--
100s	2	1	--	--	--
below 100	--	--	--	--	--

Team Average vs Avg of Scores



Average of Scores for Each Game



Amount Over/Under Team Average

