

Thursday 6:50 pm

Inman's Bowling & Fun Center

Lanes 17 - 32

View Standings on the Web

Visit LeagueSecretary.com - This league's ID number is 96421

President: Ted Rosenquist Ted.rosenquist@gmail.com

Vice President: Larry Achten lachtenjr@gmail.com

Secretary/Treasurer: Shaun Ciesielski inmansbowl@gmail.com

Important Announcements

HOUSE JACKPOT: \$2 House Mystery, \$3 Strike It Ritch, \$5 Stay Clean

SHOP BOWLING EQUIPMENT www.AboveALLBowling.com PROMO CODE: INMANS5

*BOWL-OUTS Call ahead to schedule. Mon,Tues,Thurs 10a-5p or 9p-11p.

Wed+Sat 10a-5p, Sun 12p-5p. Times Subject To Change Based on Business

===== U P C O M I N G T O U R N A M E N T S =====

www.ShaunsTournaments.com & www.Facebook.com/ShausTournaments

ADULTS W I N C A S H & YOUTH W I N S C H O L A R S H I P

-King of the Hill Friday's Weekly Tournament 10:00pm May 24 - Aug. 16

Lane Assignments

		17-18	19-20	21-22	23-24	25-26	27-28	29-30	31-32	
Wk32	04/18	13-14	2-15	8-9	3-5	16-7	1-4	12-6	10-11	Manually assigned
Wk33	04/25	12-6	10-11	13-14	7-1	4-3	5-16	2-15	8-9	Manual Assignments

Team Standings

Place	Lane	#	Team Name	Points Won	Points Lost	%Won	Scratch Pins	Pins + HDCP	Team Avg	High Game	HDCP Game	High Sers	HDCP Sers	Year-To-Date WON	Y-T-D LOST
1	23	3	5 Eyes	164	89	64.8	21412	23008	628	751	813	2100	2247	419 ½	293 ½
2	26	7	"DFS"	156	97	61.7	22154	22652	660	798	818	2190	2250	379	334
3	22	9	Muddy Waters	153	100	60.5	17064	22266	502	620	760	1753	2159	369	332
4	31	10	Team 10	148 ½	104 ½	58.7	20325	22023	621	729	784	2041	2251	314 ½	398 ½
5	29	12	Triple Digits	139 ½	113 ½	55.1	19114	22414	578	688	783	1879	2164	366	347
6	25	16	She Likes Us More	131 ½	121 ½	52.0	21157	22285	643	795	837	2156	2279	384	329
7	32	11	Over the Hill	130	123	51.4	21790	22372	657	796	808	2142	2178	314	399
8	24	5	Let's Go Brandon!	127 ½	125 ½	50.4	20465	22577	614	731	789	1999	2218	419 ½	293 ½
9	20	15	Hope 2 Cure T1D	126 ½	126 ½	50.0	17771	22529	493	627	775	1758	2188	332 ½	380 ½
10	27	1	Candice's Rejects	120 ½	132 ½	47.6	19209	22158	598	726	771	2070	2205	378	335
11	19	2	Team 2	115	138	45.5	21031	22666	622	743	786	2079	2242	344	369
12	21	8	1 King w/ 2 Peasants	114	139	45.1	16449	22221	491	633	810	1773	2229	369 ½	343 ½
13	17	13	Drinker R Us	105 ½	147 ½	41.7	17673	20643	579	678	778	1905	2205	284 ½	428 ½
14	28	4	Carl's Truck Repair	101	152	39.9	19285	22321	612	707	803	1933	2144	370	343
15	30	6	Team 6	99	154	39.1	19385	21947	591	717	799	1989	2235	345 ½	367 ½
16	18	14	It's ALL Relative	91 ½	161 ½	36.2	17222	21500	526	726	774	2000	2199	273 ½	439 ½

Review of Last Week's Bowling.....

Lanes	Team Name	HDCP -1-	HDCP -2-	HDCP -3-	HDCP Total	Last Wk WON	Team Name	HDCP -1-	HDCP -2-	HDCP -3-	HDCP Total	Last Wk WON	
17-18	5 Eyes	780	654	690	2124	16	<--->	Muddy Waters	702	638	734	2074	7
19-20	Team 10	621	668	617	1906	3	<--->	"DFS"	683	729	630	2042	20
21-22	Hope 2 Cure T1D	644	642	648	1934	6	<--->	Triple Digits	625	684	724	2033	17
23-24	Let's Go Brandon!	714	686	700	2100	7	<--->	Over the Hill	721	729	698	2148	16
25-26	She Likes Us More	704	757	687	2148	21	<--->	Candice's Rejects	627	627	681	1935	2
27-28	Team 2	652	713	625	1990	7	<--->	Drinker R Us	661	733	629	2023	16
29-30	1 King w/ 2 Peasants	725	716	788	2229	20 ½	<--->	It's ALL Relative	580	625	615	1820	2 ½
31-32	Carl's Truck Repair	698	729	572	1999	15	<--->	Team 6	661	659	656	1976	8

HOW THE 23 POINTS WORK PER NIGHT

11 Team = 2 Per HCAP Gm, 3 HCAP Series, Bonus 2 High HCAP Gm on Pair
 12 Matchplay = 1 Per HCAP Game, 1 HCAP Series, Per Person

Playoff Race: Third Winners + Wild Card (Most Season Wins)

1st Part Candice's Rejects 137.5 - 378.0
 2nd Part Let's Go Brandon 178.0 - 419.5
 3rd Part 5 Eyes 164.0 - 419.5
 Wild Card Race: 3 Spots Make The Playoffs.

1. She Likes Us More	384.0	-----
2. DFS	379.0	-----
3. Carl's Truck Repair	370.0	-----
4. 1 King w/ 2 Pesants	369.5	-00.5
5. Muddy Waters	369.0	-01.0
6. Triple Digits	366.0	-03.0
7. Team 6	345.5	-24.5

Weeks 32 & 33 is also 2 Individual Tournaments for EVERYONE.
 3 Game Total Handicap Series Each Week. 21+ Games to Bowl.

Individual High Averages

Men			Women		
	231.11	Ted Rosenquist		221.74	Candice Tovo
	230.84	John Ulicny		203.88	Savanna Murry
	229.88	Larry Achten		201.17	Celia Charlson
	229.13	Scott Kaszubski		193.13	Carly Richel
	224.44	Scott Carr		191.38	Cassie Ginter
	223.56	Mark Crowe		190.88	Teresa Rivera
	222.67	Kris Lyles		176.36	Chrystal Ziegler
	220.17	Brian Ginter		128.35	Stephanie Stack

High Individual Match Points

Men			Women		
	77.5	John Radinsky		68.5	Chrystal Ziegler
	77	John Ulicny		68	Candice Tovo
	72.5	Ted Rosenquist		59.5	Cassie Ginter
	71	Tyler Klemz		57.5	Carly Richel
	69	Robert Wroblewski		50	Savanna Murry
	68.5	Dan Rivera		48.5	Teresa Rivera
	68	Chase Farmer		43.5	Stephanie Stack

Season High Scores

<u>Team Scratch Game</u>	<u>Team Scratch Series</u>	<u>Team Handicap Game</u>	<u>Team Handicap Series</u>
798 "DFS"	2190 "DFS"	837 She Likes Us More	2279 She Likes Us More
796 Over the Hill	2156 She Likes Us More	818 "DFS"	2251 Team 10
795 She Likes Us More	2142 Over the Hill	813 5 Eyes	2250 "DFS"

Men	<u>Scratch Game</u>	<u>Scratch Series</u>	<u>Handicap Game</u>	<u>Handicap Series</u>
	300 Mark Crowe	826 Scott Kaszubski	332 Chase Farmer	867 Chase Farmer
	300 Ted Rosenquist	821 Kris Lyles	314 Scott Carr	854 Dan Rivera
	300 Larry Achten	811 Robert Wroblewski	311 Andy Funk	839 Kris Lyles
	300 Kris Lyles	797 Ted Rosenquist	309 Dan Rivera	835 Robert Wroblewski
	299 Scott Carr	784 Mark Crowe	308 Pat Graham	826 Scott Kaszubski

Women	<u>Scratch Game</u>	<u>Scratch Series</u>	<u>Handicap Game</u>	<u>Handicap Series</u>
	300 Candice Tovo	769 Candice Tovo	317 Candice Tovo	811 Candice Tovo
	279 Savanna Murry	713 Savanna Murry	304 Carly Richel	800 Carly Richel
	279 Carly Richel	704 Carly Richel	302 Savanna Murry	785 Savanna Murry
	258 Celia Charlson	693 Celia Charlson	295 Chrystal Ziegler	768 Celia Charlson
	258 Cassie Ginter	661 Cassie Ginter	295 Teresa Rivera	759 Cassie Ginter

Men	<u>Season Game Over Average</u>	<u>Series - Avg=Difference</u>	<u>Season Series over Average</u>	<u>Series - Avg=Difference</u>
	295 - 186=109	Chase Farmer	756 - 558=198	Chase Farmer
	299 - 209=90	Scott Carr	734 - 546=188	Dan Rivera
	257 - 168=89	Andy Funk	821 - 654=167	Kris Lyles

Women	<u>Season Game Over Average</u>	<u>Series - Avg=Difference</u>	<u>Season Series over Average</u>	<u>Series - Avg=Difference</u>
	300 - 207=93	Candice Tovo	769 - 630=139	Candice Tovo
	279 - 198=81	Carly Richel	704 - 573=131	Carly Richel
	278 - 199=79	Savanna Murry	713 - 597=116	Savanna Murry

Split 1 High Scores

<u>Team Scratch Game</u>	<u>Team Scratch Series</u>	<u>Team Handicap Game</u>	<u>Team Handicap Series</u>
796 Over the Hill	2142 Over the Hill	813 5 Eyes	2251 Team 10
744 5 Eyes	2041 Team 10	810 1 King w/ 2 Peasants	2208 Team 6

Team Scratch Game		Team Scratch Series		Team Handicap Game		Team Handicap Series	
726	It's ALL Relative	2000	It's ALL Relative	808	Over the Hill	2199	It's ALL Relative
	Scratch Game		Scratch Series		Handicap Game		Handicap Series
Men	300 Mark Crowe	788	Scott Kaszubski	314	Scott Carr	815	Scott Kaszubski
	299 Scott Carr	752	Richie Mardis	308	Pat Graham	796	Brian Babcock
	299 Dave Penfold	752	Alex Griggs	307	Dave Penfold	794	Joey Cuellar
	290 Robert Wroblewski	748	John Ulicny	303	Mark Crowe	791	Alex Griggs
	289 Ted Rosenquist	747	Larry Achten	300	Shaun Quinn Sr	790	Chris Taylor
	289 Shaun Quinn Sr						
Women	279 Candice Tovo	720	Candice Tovo	298	Candice Tovo	800	Carly Richel
	267 Savanna Murry	704	Carly Richel	295	Teresa Rivera	777	Candice Tovo
	265 Carly Richel	657	Cassie Ginter	294	Cassie Ginter	759	Cassie Ginter
	257 Teresa Rivera	656	Celia Charlson	291	Carly Richel	753	Chrystal Ziegler
	256 Cassie Ginter	653	Savanna Murry	285	Savanna Murry	749	Celia Charlson

Split 2 High Scores

Team Scratch Game		Team Scratch Series		Team Handicap Game		Team Handicap Series	
798	"DFS"	2190	"DFS"	837	She Likes Us More	2279	She Likes Us More
796	Over the Hill	2156	She Likes Us More	818	"DFS"	2251	Team 10
795	She Likes Us More	2142	Over the Hill	813	5 Eyes	2250	"DFS"
	Scratch Game		Scratch Series		Handicap Game		Handicap Series
Men	300 Mark Crowe	826	Scott Kaszubski	314	Scott Carr	826	Scott Kaszubski
	300 Larry Achten	769	Mark Crowe	309	Dan Rivera	802	Mark Crowe
	300 Anthony Miller	768	Ted Rosenquist	308	Pat Graham	796	Brian Babcock
	299 Scott Carr	768	John Ulicny	305	Jedidiah Ziegler	791	Alex Griggs
	296 Kris Lyles	761	Steve Finley	305	Kris Lyles	790	Chris Taylor
Women	300 Candice Tovo	769	Candice Tovo	317	Candice Tovo	811	Candice Tovo
	279 Carly Richel	713	Savanna Murry	304	Carly Richel	800	Carly Richel
	278 Savanna Murry	704	Carly Richel	302	Savanna Murry	785	Savanna Murry
	258 Cassie Ginter	693	Celia Charlson	295	Chrystal Ziegler	768	Celia Charlson
	257 Teresa Rivera	661	Cassie Ginter	295	Teresa Rivera	759	Cassie Ginter

Most Improved Average

Men	165 to 191.82 =+26.82 Chase Farmer	165 to 186.65 =+21.65 John Radinsky	119 to 138.14 =+19.14 Christan VeCase
Women	212 to 221.74 =+9.74 Candice Tovo	185 to 193.13 =+8.13 Carly Richel	121 to 128.35 =+7.35 Stephanie Stack

Last Week's Top Scores

Team Scratch Game		Team Scratch Series		Team Handicap Game		Team Handicap Series	
736	5 Eyes	2100	Over the Hill	788	1 King w/ 2 Peasants	2229	1 King w/ 2 Peasants
723	She Likes Us More	2046	She Likes Us More	780	5 Eyes	2148	Over the Hill
713	Over the Hill	1992	5 Eyes	757	She Likes Us More	2148	She Likes Us More
	Scratch Game		Scratch Series		Handicap Game		Handicap Series
Men	268 John Ulicny	778	Kris Lyles	302	Chase Farmer	826	Chase Farmer
	268 Chase Farmer	743	Larry Achten	288	Christan VeCasey	797	Christan VeCasey
	267 Scott Carr	739	Mark Crowe	279	Carl Charlson	787	Kris Lyles
	266 Robert Wroblewski	727	Scott Kaszubski	275	John Giggy	757	John Giggy
	266 Kris Lyles	724	Chase Farmer	274	John Mudd	751	John Mudd
Women	296 Candice Tovo	722	Candice Tovo	299	Candice Tovo	731	Candice Tovo
	234 Carly Richel	612	Celia Charlson	268	Chrystal Ziegler	690	Carly Richel
	223 Celia Charlson	597	Carly Richel	265	Carly Richel	688	Teresa Rivera
	222 Chrystal Ziegler	589	Teresa Rivera	248	Teresa Rivera	678	Celia Charlson
	215 Teresa Rivera	526	Chrystal Ziegler	245	Celia Charlson	664	Chrystal Ziegler

Weekly Game Over Average
Game - Avg=Difference

Men	268 - 189=79	Chase Farmer
	204 - 136=68	Christan VeCasey
	259 - 203=56	Carl Charlson
Women	296 - 221=75	Candice Tovo
	222 - 176=46	Chrystal Ziegler
	234 - 192=42	Carly Richel

Weekly Series over Average
Series - Avg=Difference

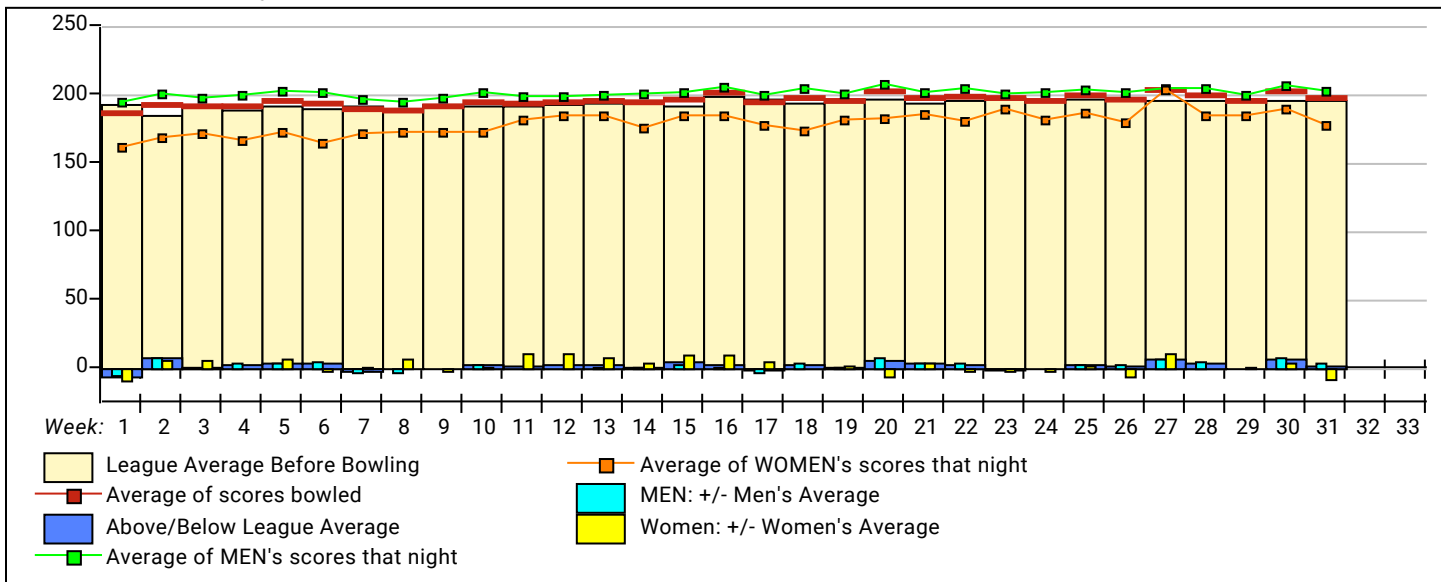
	724 - 567=157	Chase Farmer
	545 - 408=137	Christan VeCasey
	778 - 663=115	Kris Lyles
	722 - 663=59	Candice Tovo
	597 - 576=21	Carly Richel
	589 - 570=19	Teresa Rivera

Team Rosters

Name	True				-1-	-2-	-3-	Total	HDCP Total	High Game	HDCP Game	High Sers	HDCP Sers	To Raise Avg +1	Points			Most Improved	
	Average	HDCP	Pins	Gms											Won	250's	700's	Avg	+/-
1 - Candice's Rejects Lane 27 HDCP=72 Avg=598																			
James Tovo	172.79	50	5702	33			0	0	236	290	602	758	526	22.0	--	--	176	-3.21	
Eddie Carder	207.19	17	14918	72			0	0	279	296	704	761	682	49.0	5	1	214	-6.81	
Tyler Klemz	219.47	5	20411	93	193	226	194	613	628	269	278	775	793	709	11	6	211	+8.47	
Meg Scott	152.12	69	6389	42	148	121	150	419	623	209	277	534	747	496	--	--	153	-0.88	
Matt Bobrowski	217.61	7	3917	18			0	0	267	287	711	771	661	14.0	1	2	203	+14.61	
Kevin Kuckie	227.00	42	681	3			0	0	252	294	681	807	687	4.0	1	--	180	+47.00	
2 - Team 2 Lane 19 HDCP=53 Avg=622																			
Teresa Rivera	190.88	33	14889	78	215	201	173	589	688	257	295	630	738	582	48.5	1	--	184	+6.88
Savanna Murry	203.88	20	15291	75	139	201	162	502	559	279	302	713	785	621	50.0	7	1	206	-2.12
Larry Achten	229.88	0	15862	69	246	259	238	743	743	300	300	759	759	698	56.5	16	9	228	+1.88
Shaun Quinn Sr	226.24	0	4751	21			0	0	289	300	738	771	697	18.0	4	2	213	+13.24	
Jeff Snuffer	237.00	0	2133	9			0	0	279	282	730	739	723	10.0	3	3	221	+16.00	
Ethan Achten	220.50	4	1323	6			0	0	266	270	662	674	666	1.0	1	--			
Derek J. Carter	217.67	0	653	3			0	0	258	258	653	653	655	3.0	1	--	232	-14.33	
3 - 5 Eyes Lane 23 HDCP=43 Avg=628																			
Dan Rivera	185.44	38	15577	84	210	217	175	602	716	264	309	734	854	605	68.5	3	1	175	+10.44
Tom Charles	219.26	5	18418	84	259	212	237	708	726	278	287	740	779	722	57.5	10	6	211	+8.26
Scott Carr	224.44	0	19526	87	267	181	234	682	682	299	314	754	784	724	64.5	19	11	223	+1.44
Nicholas Howell	201.94	22	3635	18			0	0	264	290	666	744	607	9.0	1	--	210	-8.06	
Lance Dawson	216.33	8	649	3			0	0	252	260	649	673	653	3.0	1	--			
4 - Carl's Truck Repair Lane 28 HDCP=58 Avg=612																			
Celia Charlson	201.17	22	12070	60	223	221	168	612	678	258	282	693	768	656	40.0	1	--	203	-1.83
Tony Priano	208.90	16	10027	48			0	0	297	316	705	774	632	37.0	4	1	192	+16.90	
Carl Charlson	203.72	20	13853	68	226	259	155	640	700	259	279	686	746	631	48.5	2	--	203	+0.72
Irene Priano	168.76	54	8607	51	a153	a153	a153	459	621	229	284	576	748	519	34.0	--	--	152	+16.76
Randy Wilkening	203.25	20	2439	12			0	0	256	280	643	715	621	8.5	1	--	208	-4.75	
Dave Thornburgh	186.27	37	5588	30			0	0	236	274	591	708	583	20.0	--	--	186	+0.27	
5 - Let's Go Brandon! Lane 24 HDCP=62 Avg=614																			
Tim Kolis	187.63	36	16887	90	223	197	200	620	731	256	293	642	765	597	55.5	1	--	185	+2.63
Dave Jaskulski	197.03	26	18324	93	160	203	225	588	666	259	299	671	761	684	67.0	3	--	182	+15.03
John Ulicny	230.84	0	21468	93	268	223	212	703	703	290	290	768	768	708	77.0	25	15	217	+13.84
6 - Team 6 Lane 30 HDCP=79 Avg=591																			
John Radinsky	186.65	37	15119	81	204	234	182	620	734	244	287	651	788	589	77.5	--	--	165	+21.65
Jake Kleine	186.03	37	13394	72	191	153	170	514	625	267	299	662	767	631	42.0	2	--	195	-8.97
Steve Finley	219.35	5	18425	84	187	193	225	605	617	278	285	761	779	715	47.0	14	8	222	-2.65
Dave Penfold	210.60	14	3159	15			0	0	299	307	652	676	639	10.0	2	--	216	-5.40	
Jeff Radinsky	173.80	49	2607	15			0	0	224	274	547	697	525	11.0	--	--	172	+1.80	
7 - "DFS" Lane 26 HDCP=19 Avg=660																			
Pat Graham	206.33	18	15062	73	196	249	184	629	683	287	308	712	775	670	47.0	4	2	197	+9.33
Joey Cuellar	223.51	1	10058	45	247	236	214	697	703	280	296	743	794	694	35.0	6	3	207	+16.51
Ted Rosenquist	231.11	0	19182	83	220	224	212	656	656	300	300	797	797	770	72.5	22	11	226	+5.11
Dennis Showers	180.79	42	4339	24			0	0	227	268	639	729	548	11.0	--	--	193	-12.21	
Anthony Miller	228.69	0	10291	45			0	0	300	300	798	798	701	34.0	7	4	233	-4.31	
8 - 1 King w/ 2 Peasants Lane 21 HDCP=173 Avg=491																			
Christan VeCasey	138.14	82	9946	72	147	204	194	545	797	204	291	545	797	479	53.0	--	--	119	+19.14
Chase Farmer	191.82	32	14962	78	266	190	268	724	826	295	332	756	867	590	68.0	4	2	165	+26.82
Brian Babcock	162.46	59	13159	81	136	146	150	432	606	235	295	619	796	533	55.5	--	--	163	-0.54
Quintin Kaiser	181.87	41	2728	15			0	0	233	264	639	732	548	6.0	--	--	192	-10.13	
Robert Foster		65	0	0			0	0	0		0			--	--	--	156		
9 - Muddy Waters Lane 22 HDCP=163 Avg=502																			
Andy J. Funk	173.05	49	15055	87	171	161	202	534	684	257	311	630	791	605	66.0	1	--	169	+4.05
John Mudd	136.86	84	7801	57	165	142	189	496	751	190	274	516	756	419	44.0	--	--	140	-3.14
Eric Mudd	193.85	30	16865	87	202	171	179	552	639	257	285	687	783	595	54.0	1	--	187	+6.85
Scott Null	185.30	38	5003	27			0	0	235	281	628	766	577	23.0	--	--	176	+9.30	
Josh Kozel	148.00	74	444	3			0	0	191	265	444	666	450	1.0	--	--	147	+1.00	
10 - Team 10 Lane 31 HDCP=50 Avg=621																			
Brian Ginter	220.17	4	17834	81	235	257	197	689	704	280	298	736	789	730	54.5	13	7	217	+3.17
Brad McWhirter	210.60	14	12636	60	168	224	190	582	621	275	288	708	759	657	33.5	6	1	216	-5.40
Cassie Ginter	191.38	32	16650	87	169	138	181	488	581	258	294	661	759	630	59.5	2	--	194	-2.62
Anthony Schuch	181.14	41	3804	21			0	0	213	265	612	754	564	13.0	--	--	169	+12.14	

Name	Lane	True Average	HDCP	Pins	Gms	-1-	-2-	-3-	Total	HDCP			To Raise		Points			Most Improved		
										Total	Game	Game	Sers	Sers	Avg +1	Won	250's	700's	Avg	+/-
11 - Over the Hill Lane 32 HDCP=15 Avg=657																				
Robert Wroblewski		218.43	6	20314	93	206	266	193	665	683	290	292	811	835	710	69.0	15	5	219	-0.57
Richie Mardis		217.52	7	17402	80	233	181	243	657	678	287	299	752	788	692	54.0	9	7	212	+5.52
Kris Lyles		222.67	2	17368	78	266	266	246	778	787	300	307	821	839	695	50.0	12	5	230	-7.33
12 - Triple Digits Lane 29 HDCP=90 Avg=578																				
Chrystal Ziegler		176.36	46	15872	90	155	149	222	526	664	246	295	604	753	589	68.5	--	--	176	+0.36
Jedidiah Ziegler		179.68	43	12398	69				0	0	259	305	626	770	562	54.0	2	--	177	+2.68
Mark Crowe		223.56	1	14308	64	227	256	256	739	745	300	303	784	802	700	51.5	12	7	221	+2.56
Rob Fulwider		201.17	12	1207	6				0	0	254	266	658	694	611	2.0	1	--	212	-10.83
Michael Zuzock		159.89	62	1439	9	138	174	141	453	624	177	231	506	668	481	8.0	--	--		
13 - Drinker R Us Lane 17 HDCP=90 Avg=579																				
John Giggy		193.79	30	7558	39	225	243	193	661	757	246	280	690	795	590	25.0	--	--	199	-5.21
Tim Eiler		179.00	43	15036	84	155	205	147	507	636	237	285	599	746	624	64.0	--	--	169	+10.00
Chris Taylor		207.95	17	13725	66	190	194	198	582	630	279	298	730	790	627	48.0	4	3	206	+1.95
Amy Perkins		121.63	98	3649	30				0	0	160	257	400	697	377	19.0	--	--	127	-5.37
Jessica Bruce		187.33	43	562	3				0	0	225	268	562	691	566	4.0	--	--	179	+8.33
14 - It's ALL Relative Lane 18 HDCP=140 Avg=526																				
Stephanie Stack		128.35	92	9241	72	129	96	102	327	600	163	257	438	715	434	43.5	--	--	121	+7.35
Alex Griggs		216.17	8	20104	93	158	213	213	584	608	279	292	752	791	728	50.5	14	7	210	+6.17
Joe Griggs		182.90	40	16461	90	155	178	162	495	612	255	296	659	776	558	54.5	1	--	185	-2.10
Billy Gray		205.67	19	617	3				0	0	235	254	617	674	619	1.0	--	--	205	+0.67
15 - Hope 2 Cure T1D Lane 20 HDCP=171 Avg=493																				
Charlotte Pitts		109.50	110	6132	56				0	0	138	250	366	707	358	34.0	--	--	107	+2.50
Dave Winterrowd		182.98	40	16468	90	152	182	161	495	612	263	304	656	785	551	64.5	1	--	173	+9.98
Tim Pitts		202.97	21	18064	89	217	175	235	627	690	279	303	713	785	612	60.0	4	1	199	+3.97
Josh Kelly		140.36	80	4632	33	136	146	113	395	632	187	270	496	742	444	19.0	--	--	139	+1.36
16 - She Likes Us More Lane 25 HDCP=33 Avg=643																				
Carly Richel		193.13	30	17382	90	234	181	182	597	690	279	304	704	800	660	57.5	3	1	185	+8.13
Candice Tovo		221.74	3	19957	90	214	296	212	722	731	300	317	769	811	689	68.0	18	11	212	+9.74
Scott Kaszubski		229.13	0	21309	93	222	246	259	727	727	289	289	826	826	771	67.5	24	11	215	+14.13
Jimmy Petersen		176.14	46	3699	21	166	160	217	543	684	241	277	611	719	549	10.0	--	--	187	-10.86

League Average Week-by-Week



Bracket Payouts

Bowler	Lane	Refund	Winnings	Amt Paid	Balance Due	Paid
--------	------	--------	----------	----------	-------------	------

Important Messages

HOUSE MYSTERY POT: \$2.00 to Enter, Covers Games 1 & 2 ONLY
 Circle The Number Next To Your Name and Drop Your \$2 In The Bucket

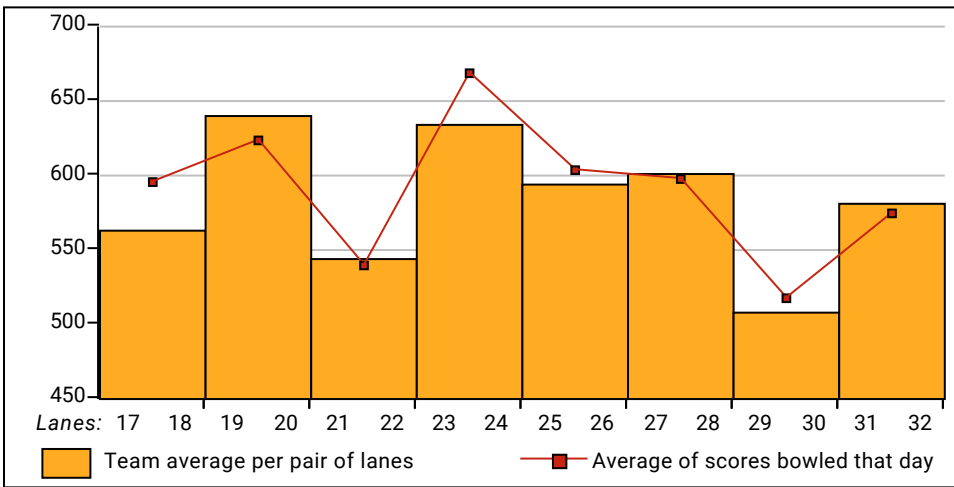
Alphabetical List of All Members of This League

Lane		True				Lane		True							
NxtWk	Team	Name	Average	Pins	Gms	HDCP	NxtWk	Team	Name	Average	Pins	Gms	HDCP		
1	19	2	Achten, Ethan	220.50	1323	6	4	42	26	7	Miller, Anthony	228.69	10291	45	0
2	19	2	Achten, Larry	229.88	15862	69	0	43	22	9	Mudd, Eric	193.85	16865	87	30
3		0	Achten, Natalie		0	0	64	44	22	9	Mudd, John	136.86	7801	57	84
4	21	8	Babcock, Brian	162.46	13159	81	59	45	19	2	Murry, Savanna	203.88	15291	75	20
5	27	1	Bobrowski, Matt	217.61	3917	18	7	46	22	9	Null, Scott	185.30	5003	27	38
6	17	13	Bruce, Jessica	187.33	562	3	43	47	30	6	Penfold, Dave	210.60	3159	15	14
7	27	1	Carder, Eddie	207.19	14918	72	17	48	17	13	Perkins, Amy	121.63	3649	30	98
8	23	3	Carr, Scott	224.44	19526	87	0	49	27	1	Petersen, Jimmy	176.14	3699	21	46
9	19	2	Carter, Derek J.	217.67	653	3	0	50	20	15	Pitts, Charlotte	109.50	6132	56	110
10	23	3	Charles, Tom	219.26	18418	84	5	51	20	15	Pitts, Tim	202.97	18064	89	21
11	28	4	Charlson, Carl	203.72	13853	68	20	52	28	4	Priano, Irene	168.76	8607	51	54
12	28	4	Charlson, Celia	201.17	12070	60	22	53	28	4	Priano, Tony	208.90	10027	48	16
13	29	12	Crowe, Mark	223.56	14308	64	1	54	19	2	Quinn Sr, Shaun	226.24	4751	21	0
14	26	7	Cuellar, Joey	223.51	10058	45	1	55	30	6	Radinsky, Jeff	173.80	2607	15	49
15	23	3	Dawson, Lance	216.33	649	3	8	56	30	6	Radinsky, John	186.65	15119	81	37
16	17	13	Eiler, Tim	179.00	15036	84	43	57	25	16	Richel, Carly	193.13	17382	90	30
17	21	8	Farmer, Chase	191.82	14962	78	32	58	23	3	Rivera, Dan	185.44	15577	84	38
18	30	6	Finley, Steve	219.35	18425	84	5	59	19	2	Rivera, Teresa	190.88	14889	78	33
19	21	8	Foster, Robert		0	0	65	60	26	7	Rosenquist, Ted	231.11	19182	83	0
20	29	12	Fulwider, Rob	201.17	1207	6	12	61	31	10	Schuch, Anthony	181.14	3804	21	41
21	22	9	Funk, Andy J.	173.05	15055	87	49	62	27	1	Scott, Meg	152.12	6389	42	69
22	17	13	Giggy, John	193.79	7558	39	30	63		0	Shah, Rocky		0	0	84
23	31	10	Ginter, Brian	220.17	17834	81	4	64	26	7	Showers, Dennis	180.79	4339	24	42
24	31	10	Ginter, Cassie	191.38	16650	87	32	65	19	2	Snuffer, Jeff	237.00	2133	9	0
25	26	7	Graham, Pat	206.33	15062	73	18	66	18	14	Stack, Stephanie	128.35	9241	72	92
26	18	14	Gray, Billy	205.67	617	3	19	67		0	Sutton, Nick		0	0	51
27	18	14	Griggs, Alex	216.17	20104	93	8	68	17	13	Taylor, Chris	207.95	13725	66	17
28	18	14	Griggs, Joe	182.90	16461	90	40	69	28	4	Thornburgh, Dave	186.27	5588	30	37
29	23	3	Howell, Nicholas	201.94	3635	18	22	70	21	8	Toth, Tommy	199.00	1791	9	24
30	24	5	Jaskulski, Dave	197.03	18324	93	26	71	25	16	Tovo, Candice	221.74	19957	90	3
31	21	8	Kaiser, Quintin	181.87	2728	15	41	72	27	1	Tovo, James	172.79	5702	33	50
32	25	16	Kaszubski, Scott	229.13	21309	93	0	73	24	5	Ulicny, John	230.84	21468	93	0
33	20	15	Kelly, Josh	140.36	4632	33	80	74	21	8	VeCasey, Christan	138.14	9946	72	82
34	30	6	Kleine, Jake	186.03	13394	72	37	75	28	4	Wilkening, Randy	203.25	2439	12	20
35	27	1	Klemz, Tyler	219.47	20411	93	5	76		0	Winkel, Brent		0	0	112
36	24	5	Kolis, Tim	187.63	16887	90	36	77	20	15	Winterrowd, Dave	182.98	16468	90	40
37	22	9	Kozel, Josh	148.00	444	3	74	78	32	11	Wroblewski, Robert	218.43	20314	93	6
38	27	1	Kuckie, Kevin	227.00	681	3	42	79	29	12	Ziegler, Chrystal	176.36	15872	90	46
39	32	11	Lyles, Kris	222.67	17368	78	2	80	29	12	Ziegler, Jedidiah	179.68	12398	69	43
40	32	11	Mardis, Richie	217.52	17402	80	7	81	29	12	Zuzock, Michael	159.89	1439	9	62
41	31	10	McWhirter, Brad	210.60	12636	60	14								

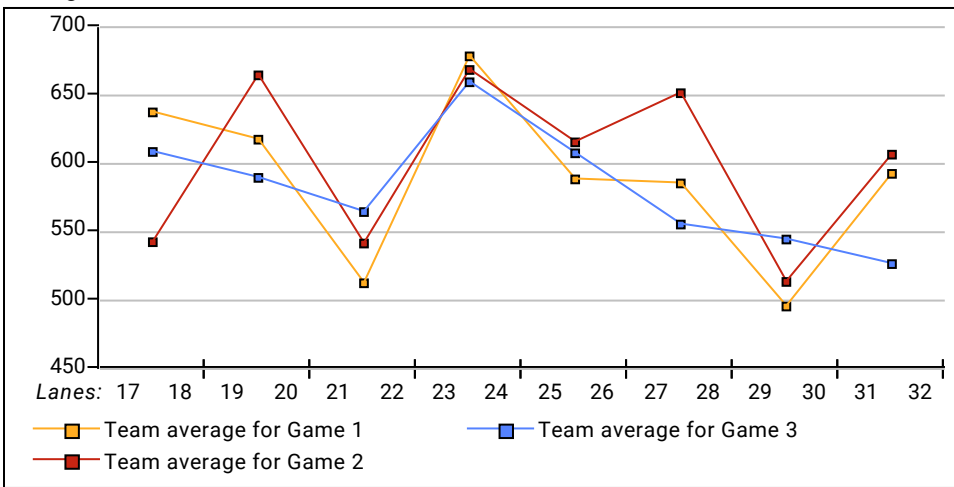
Men & Women, Left & Right Handed Statistics*Unless designated left handed, bowlers are considered right handed.*

	<u>Over All</u>	<u>M-Rt</u>	<u>M-Left</u>	<u>W-Rt</u>	<u>W-Left</u>
How many people bowled	47	36	2	9	0
Number of games bowled	141	108	6	27	0
Actual average of week's scores	197.62	201.06	228.00	177.11	0.00
How many games above average	66	57	2	7	0
How many games below average	74	51	4	19	0
Pins above/below average per game	2.60	4.97	4.00	-7.22	0.00
How many people raised average by this amount	27 0.69	21 0.81	2 0.11	4 0.31	-- 0.00
How many people went down by this amount	20 -0.85	15 -0.84	-- 0.00	5 -0.88	-- 0.00
League average before bowling	195.50	196.59	224.52	184.69	0.00
League average after bowling	195.53	196.72	224.63	184.33	0.00
Change in league average	0.03	0.13	0.11	-0.35	0.00
800s	--	--	--	--	--
775s	1	1	--	--	--
750s	--	--	--	--	--
725s	3	3	--	--	--
700s	4	2	1	1	--
675s	3	3	--	--	--
650s	4	3	1	--	--
625s	3	3	--	--	--
600s	6	5	--	1	--
575s	6	4	--	2	--
550s	1	1	--	--	--
525s	4	3	--	1	--
500s	3	2	--	1	--
475s	4	3	--	1	--
450s	1	1	--	--	--
425s	1	1	--	--	--
400s	1	--	--	1	--
below 400	2	1	--	1	--
300s	--	--	--	--	--
275s	1	--	--	1	--
250s	14	12	2	--	--
225s	22	21	--	1	--
200s	32	21	3	8	--
175s	29	25	1	3	--
150s	25	19	--	6	--
125s	14	9	--	5	--
100s	3	1	--	2	--
below 100	1	--	--	1	--

Team Average vs Avg of Scores



Average of Scores for Each Game



Amount Over/Under Team Average

