

# Dan Merkosky Memorial Bowling League

Tuesday 6:45 pm

## Sunset Lanes

Lanes 3 - 18

USBC Certification: 636473 Lane Certification: 2106

President: Rick Coon is on Lane 15 (724)967-1498

Vice President: Shawn Hoover is on Lane 5 (724)866-8798

Secretary: Bobby Johnson (724)699-1506 Treasurer: Alan C Carpec is on Lane 10 (724)856-1362



**Important Messages**

4th Position Round is NEXT Week.

Find us on Facebook

[www.Big-Dans.weebly.com](http://www.Big-Dans.weebly.com)



### Lane Assignments

	3-4	5-6	7-8	9-10	11-12	13-14	15-16	17-18	
Wk32 04/02	2- 1	13- 7	14- 4	12- 8	11- 9	3-16	10- 5	6-15	Manually assigned
Wk33 04/09	Roll-Off- Start Lane - 3								

### Team Standings

Place	Lane	#	Team Name	Points Won	Pins + HDCP	Team Avg	High HDCP	High Game	High Sers	Year-To-Date WON	Y-T-D % WON	Last Wk WON
1	5	13	In Your Face Cupcakes*	198 ½	19848	790	117	984	2709	775	60.9	32
2	6	7	Duke's Sanitary Services	189 ½	19694	818	91	944	2725	692 ½	54.4	11
3	7	14	Luigi's Pizzeria	176 ½	19384	819	90	962	2726	696	54.7	36
4	8	4	Krown Rust Protection	170	19343	762	142	910	2439	685 ½	53.8	29
5	9	12	Barris Supply**	163	19058	806	102	943	2623	754	59.2	32
6	10	8	Stroup's Delight LLC	162	19253	784	122	910	2567	736 ½	57.9	34 ½
7	11	11	Just The 2 Of Us	156 ½	19157	698	199	862	2354	567	45.3	17
8	12	9	Premier Water Solutions	156	19004	714	185	835	2331	628	49.3	34
9	13	3	Team NAP***	151 ½	19318	843	69	1034	2926	586 ½	46.1	15
10	14	16	byrider	151 ½	19207	819	90	992	2743	733	57.6	23
11	15	10	Seven Seas Pools & Spas	130	18922	860	54	986	2783	712	55.9	14
12	16	5	Carpenter's Towing	126 ½	18831	793	114	956	2645	580	45.6	8
13	17	6	Big Mac's Seal Coating	119	18628	826	84	981	2711	700 ½	55.0	9
14	18	15	Kloos Service Station	112 ½	18593	703	195	899	2293	614 ½	48.3	10
15	3	2	M&R Power Equipment	102	18632	751	152	925	2424	624 ½	49.0	13 ½
16	4	1	VACANT TEAM	70	0	0	0	810	2284	255	20.4	17

### Review of Last Week's Bowling.....

Lanes	Team Name	HDCP -1-	HDCP -2-	HDCP -3-	HDCP Total	Last Wk WON	Team Name	HDCP -1-	HDCP -2-	HDCP -3-	HDCP Total	Last Wk WON
3-4	Duke's Sanitary Servic	943	849	814	2606	11	<---> Barris Supply**	948	895	983	2826	32
5-6	Seven Seas Pools & S	963	900	840	2703	14	<---> Krown Rust Protectio	946	935	918	2799	29
7-8	Team NAP***	910	934	897	2741	15	<---> Luigi's Pizzeria	1008	955	1006	2969	36
9-10	M&R Power Equipmen	867	953	903	2723	13 ½	<---> Stroup's Delight LLC	888	972	1035	2895	34 ½
11-12	Premier Water Solutio	917	1021	924	2862	34	<---> Carpenter's Towing	757	866	907	2530	8
13-14	Just The 2 Of Us	928	854	920	2702	17	<---> byrider	837	950	942	2729	23
15-16	Kloos Service Station	830	822	853	2505	10	<---> VACANT TEAM	0	0	0	0	17
17-18	In Your Face Cupcake	921	929	960	2810	32	<---> Big Mac's Seal Coatin	877	843	849	2569	9

### Last Week's Top Scores

Team Scratch Series	Team Scratch Game	Team Handicap Series	Team Handicap Game
2726 Luigi's Pizzeria	910 Stroup's Delight LLC	2862 Premier Water Solutions	983 Barris Supply**
2534 Team NAP***	910 Seven Seas Pools & Spas	2810 In Your Face Cupcakes*	953 M&R Power Equip
Scratch Game	Scratch Series	Handicap Game	Handicap Series
279 Lewis Hiner	763 Burton Stiles	313 Noah Uplinger	806 Noah Uplinger
278 Chase Vassen	740 Mike Stone	304 Lewis Hiner	787 Burton Stiles
277 Greg Laird	727 Chase Vassen	294 Greg Laird	776 Carl Jones
			776 Mike Stone

#### Weekly Game Over Average Game - Avg=Difference

Men	264 - 175=89	Noah Uplinger
Women	204 - 179=25	Hali Hoover

#### Weekly Series over Average Series - Avg=Difference

659 - 525=134	Noah Uplinger
574 - 537=37	Hali Hoover

### Season High Scores

Team Scratch Series	Team Scratch Game	Team Handicap Series	Team Handicap Game
2926 Team NAP***	992 byrider	3075 In Your Face Cupcakes*	1096 Kloos Service Stati
2783 Seven Seas Pools & Spas	981 Big Mac's Seal Coating	3001 Duke's Sanitary Services	1076 M&R Power Equip
Scratch Series	Scratch Game	Handicap Series	Handicap Game
847 Adam Scott	300 Jeff Van Ord	858 Chase Vassen	328 Nelly Toles
815 Mike Rodemoyer	300 Ben Ferencik	855 CJ Bukus	327 Lewis Hiner
784 Steve Feigert	300 Burton Stiles	850 Richy Thomas	324 Joe Gaydek IV
	300 Donny Koewacich		

#### Season Game Over Average Game - Avg=Difference

Men	300 - 195=105	Donny Koewacich
Women	257 - 175=82	Mikhaila Hoover

#### Season Series over Average Series - Avg=Difference

847 - 651=196	Adam Scott
645 - 525=120	Mikhaila Hoover

### Individual High Averages

224.43 Mike Rodemoyer	223.45 Adam Scott	222.86 Burton Stiles	221.51 CJ Bukus	219.59 Trent Pektas
218.92 Jeff Van Ord	217.40 Chase Vassen	217.13 Mike Stone	216.69 Rick Coon	215.76 George Rearick Jr

### Most Improved Average

165 to 187.83 =+22.83Shane Myers	212 to 224.43 =+12.43Mike Rodemoyer	168 to 178.42 =+10.42Dave Blough
176 to 186.26 =+10.26Alan C Carpec	167 to 176.51 =+9.51Noah Uplinger	199 to 207.28 =+8.28Alan S Carpec
192 to 199.93 =+7.93Justin Bowers	204 to 211.85 =+7.85Casey DuMars	172 to 179.76 =+7.76Jeff Puskar



High Match Points: Regular Team Members

Table with columns: Name, Points Won, Avg, Gms, %Won, Last Wk Won, Name, Points Won, Avg, Gms, %Won, Last Wk Won. Lists bowling team members and their performance metrics.

Temporary Substitutes

Table with columns: Name, Avg, ---Average Change--- New - Old ---> +/-, HDCP, Pins, Gms, To Raise Avg +1, High Game, High Sers, 200's, 300's, 700's, 800's, Points Won, %Won, Last Wk Won. Lists temporary substitutes and their performance metrics.

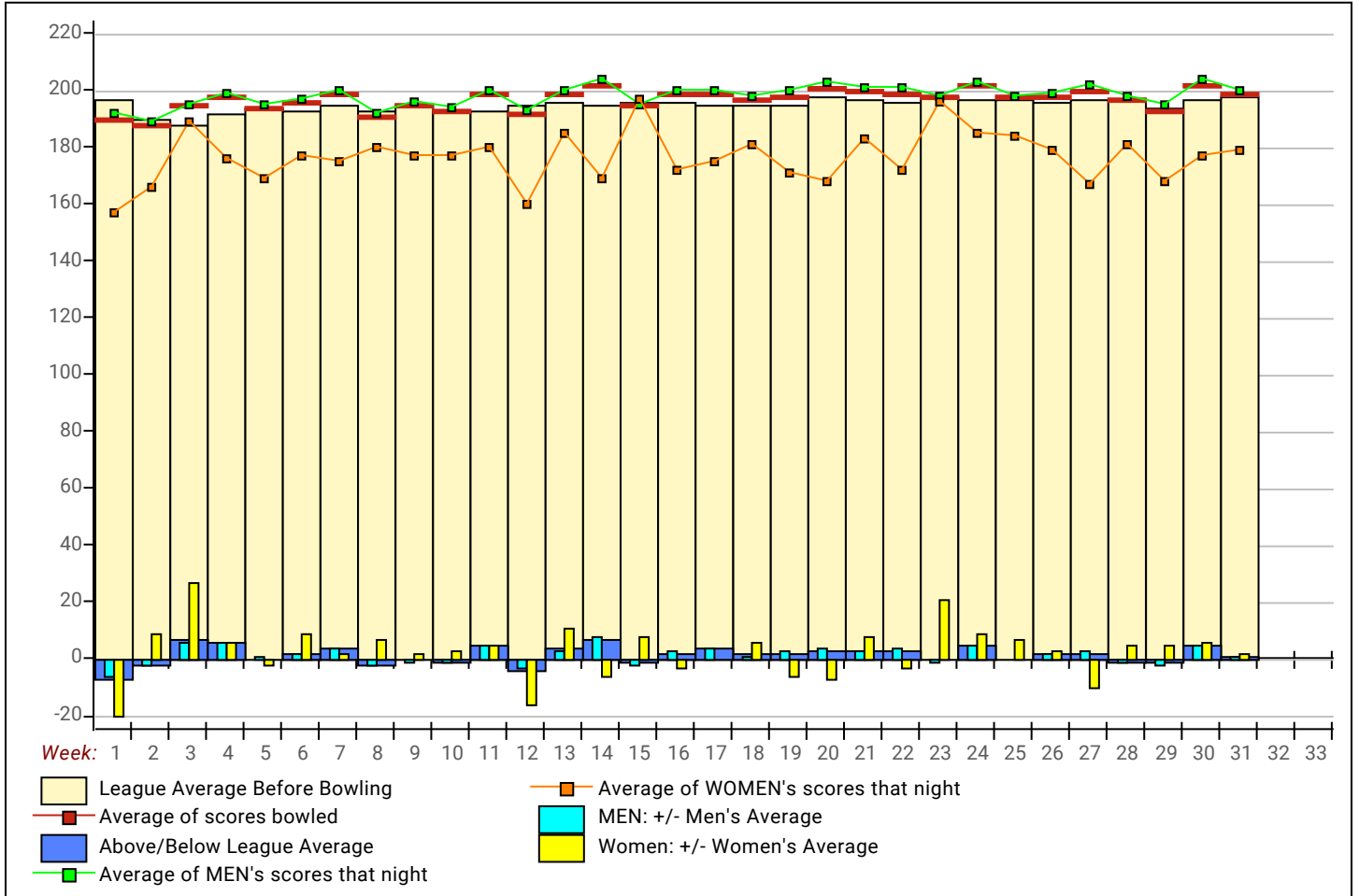
National Association Awards Earned Last Week

Local and Bowling Center Awards

Table with columns: Name, USBC ID Number, Award Average, Award Games, G1, G2, G3, Series, Award Score, Award Received. Lists award recipients and details.



### League Average Week-by-Week

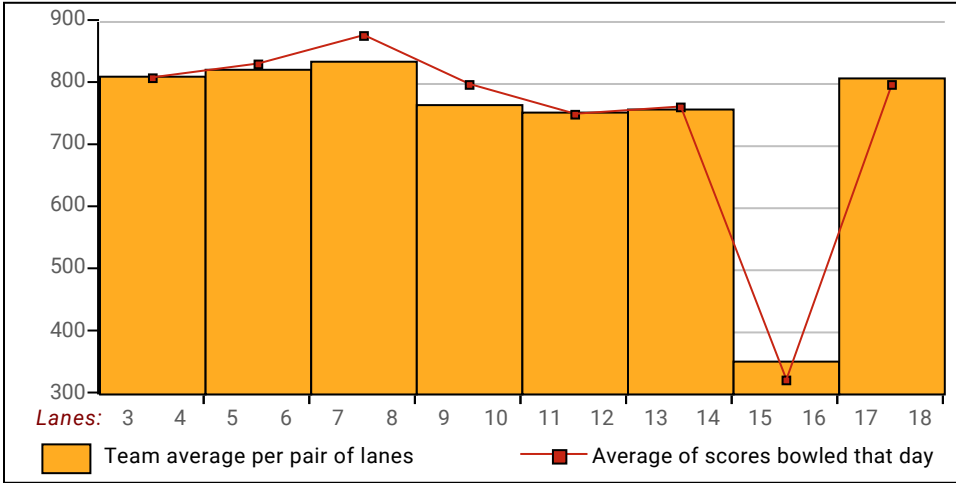


**This Week's Statistics**

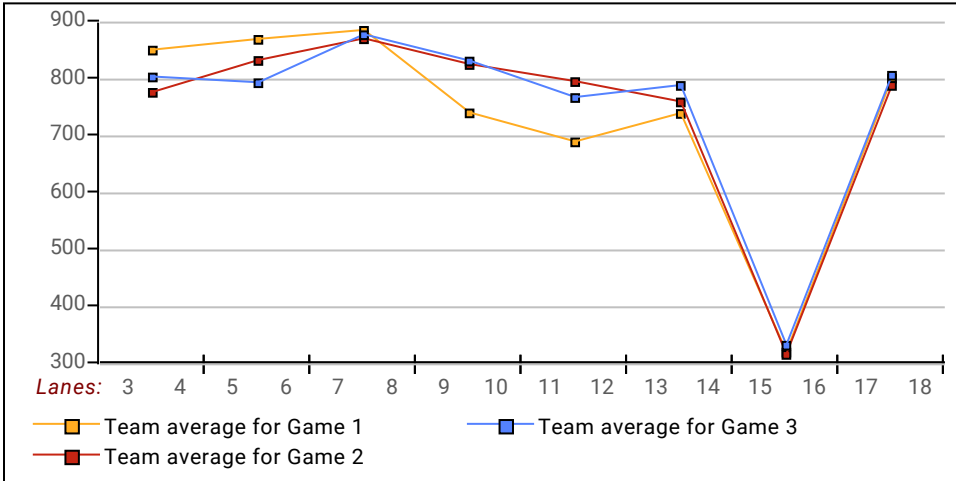
	<u>Over All</u>	<u>Men</u>	<u>Women</u>
How many people bowled	57	54	3
Number of games bowled	171	162	9
Actual average of week's scores	198.83	199.93	179.11
How many games above average	87	82	5
How many games below average	81	77	4
Pins above/below average per game	1.23	1.15	2.78
How many people raised average by this amount	31 0.52	29 0.53	2 0.38
How many people went down by this amount	26 -0.58	25 -0.58	1 -0.55
League average before bowling	198.07	199.25	176.95
League average after bowling	198.09	199.26	177.03
Change in league average	0.02	0.02	0.07
800s	--	--	--
775s	--	--	--
750s	1	1	--
725s	2	2	--
700s	1	1	--
675s	5	5	--
650s	7	7	--
625s	5	5	--
600s	6	6	--
575s	8	8	--
550s	5	3	2
525s	5	5	--
500s	7	7	--
475s	3	3	--
450s	1	--	1
425s	1	1	--
400s	--	--	--
below 400	--	--	--
300s	--	--	--
275s	4	4	--
250s	8	8	--
225s	26	26	--
200s	44	42	2
175s	43	40	3
150s	35	33	2
125s	8	6	2
100s	3	3	--
below 100	--	--	--



**Team Average vs Avg of Scores**



**Average of Scores for Each Game**



**Amount Over/Under Team Average**

