

Wednesday 6:30 pm

## Cityview Lanes

Lanes 1 - 26

USBC Certification:

President: Andrew Brimberry is on Lane 8 [abrimberry@gmail.com](mailto:abrimberry@gmail.com)  
 Vice President: Denis Muilenburg is on Lane 16 [dmuilenburgjr@yahoo.com](mailto:dmuilenburgjr@yahoo.com)  
 Secretary/Treasurer: Rochelle Greener is on Lane 14 [rogreener@aol.com](mailto:rogreener@aol.com)  
 Sergeant at Arms: David Willis is on Lane 10 [davjlm@sbcglobal.net](mailto:davjlm@sbcglobal.net)

### View Standings on the Web

Visit [LeagueSecretary.com](http://LeagueSecretary.com) - This league's ID number is 88503  
 View standings, bowler history, statistics and more. Also check out the Mobile App.  
 Visit [bowl.com](http://bowl.com) - This league's ID number is 30712



Fall 2023 - 2024 First Half Winners: Tie between Teams 20 and 14  
 (Rolloff Pending)  
 Fall 2022-2023 Winners: Better Chance

Points won by your name indicates the number of games over average.

If you aren't feeling well, please stay home.

### Lane Assignments

	<u>1-2</u>	<u>3-4</u>	<u>5-6</u>	<u>7-8</u>	<u>9-10</u>	<u>11-12</u>	<u>13-14</u>
Wk32 04/24	15- 22	24- 17	26- 19	21- 2	23- 4	6- 25	8- 1
Wk33 05/01	11- 20	22- 13	24- 15	26- 17	2- 19	4- 21	6- 23
Wk34 05/08	👉 Position Round- Start Lane - 25						

	<u>15-16</u>	<u>17-18</u>	<u>19-20</u>	<u>21-22</u>	<u>23-24</u>	<u>25-26</u>
Wk32 04/24	10- 3	12- 5	7- 14	9- 16	18- 11	20- 13
Wk33 05/01	25- 8	10- 1	3- 12	14- 5	16- 7	9- 18
Wk34 05/08	👉 Position Round- Start Lane - 25					

### Team Standings

Place	#	Team Name	%Won	Points Won	Points Lost	UnEarned Points	Y-T-D % WON	Year-To-Date WON	Y-T-D LOST	Games Won	Scratch Pins	Pins + HDPC
1	14	Phuket	63.4	71	41		62.5	155	93	26	72657	81228
2	20	Split Happens	63.4	71	41		62.5	155	93	27 ½	69015	79110
3	18	MOJO	62.5	70	42		58.1	144	104	25	74722	80847
4	4	3 Lefts Makes a Right	62.5	70	42		49.6	123	125	26	57031	79426
5	25	Odd Balls	58.9	66	46		53.2	132	116	24	70838	81071
6	26	Benchwarmers	57.1	64	48		52.1	121	111	24	53763	69057
7	6	Double Trouble	55.4	62	50		55.6	138	110	24	66638	80798
8	5	Fantastic Four	55.4	62	50		50.0	124	124	24	65456	80015
9	12	Charlie's Chargers	54.5	61	51		52.0	129	119	22 ½	72544	81775
10	2	Deuces For Life	53.6	60	52		54.8	136	112	23	76384	81166
11	10	Better Chance	51.8	58	54		55.6	138	110	21	70026	81294
12	19	Pop and Prodigies	50.0	56	56		54.8	136	112	20	71429	81128
13	8	Talent To Spare	50.0	56	56		48.4	120	128	20	57997	79498
14	1	Malfunction	50.0	56	56		46.8	116	132	20	59323	79462
15	9	No Chance	49.1	55	57		53.2	132	116	22	68059	80320
16	7	Bar Association	46.4	52	60		54.0	134	114	19	54054	80364
17	17	The Complete Backyard	46.4	52	60		50.8	126	122	20	69853	79846
18	13	Miller Time	44.6	50	62		47.6	118	130	19	66932	80027
19	15	Nothing Special	44.6	50	62		47.2	117	131	18	52159	79630
20	11	Gutter Chaos	42.9	48	64		49.2	122	126	20	66807	80355

Place	#	Team Name	%Won	Points Won	Points Lost	UnEarned Points	Y-T-D % WON	Year-To-Date WON	Y-T-D LOST	Games Won	Scratch Pins	Pins + HDCP
21	23	Give Me A Break	42.9	48	64		41.1	102	146	19	56166	76101
22	3	Stealth Strikers	41.1	46	66		43.5	108	140	18	66155	79097
23	16	Bowl-a-Holics	39.3	44	68		36.7	91	157	16	61564	78952
24	21	Miller Ranch Hands	38.4	43	69		37.5	93	155	15½	51025	78244
25	22	Here 4 Fun	35.7	40	72		48.0	119	129	16	60949	79336
26	24	Back Again	33.0	37	75		35.1	87	161	13½	49870	76048

Review of Last Week's Bowling.....

Lanes	Team Name	HDCP -1-	HDCP -2-	HDCP -3-	HDCP Total	Last Wk WON		Team Name	HDCP -1-	HDCP -2-	HDCP -3-	HDCP Total	Last Wk WON
1-2	Back Again	843	903	888	2634	6	<--->	Pop and Prodigies	912	773	841	2526	2
3-4	Miller Ranch Hands	799	820	865	2484	0	<--->	Benchwarmers	887	891	874	2652	8
5-6	Give Me A Break	822	845	824	2491	0	<--->	Deuces For Life	859	874	871	2604	8
7-8	3 Lefts Makes a Right	851	916	864	2631	8	<--->	Odd Balls	849	842	848	2539	0
9-10	Double Trouble	847	914	865	2626	4	<--->	Malfunction	833	912	903	2648	4
11-12	Talent To Spare	903	885	890	2678	6	<--->	Stealth Strikers	848	832	927	2607	2
13-14	Fantastic Four	886	858	823	2567	2	<--->	Better Chance	855	869	878	2602	6
15-16	Charlie's Chargers	879	904	939	2722	2	<--->	Bar Association	881	970	882	2733	6
17-18	Phuket	861	888	880	2629	3	<--->	No Chance	843	891	895	2629	5
19-20	Bowl-a-Holics	926	918	918	2762	8	<--->	Gutter Chaos	873	909	891	2673	0
21-22	Miller Time	791	850	934	2575	6	<--->	MOJO	807	774	854	2435	2
23-24	Nothing Special	788	786	758	2332	0	<--->	Split Happens	894	999	1059	2952	8
25-26	The Complete Backya	883	829	956	2668	8	<--->	Here 4 Fun	806	813	888	2507	0

Last Week's Top Scores

Team Scratch Game		Team Scratch Series		Team Handicap Game		Team Handicap Series	
958	Split Happens	2649	Split Happens	1059	Split Happens	2952	Split Happens
853	Charlie's Chargers	2535	Deuces For Life	970	Bar Association	2762	Bowl-a-Holics
851	Deuces For Life	2464	Charlie's Chargers	956	The Complete Backyard	2733	Bar Association
842	The Complete Backyard	2374	Phuket	939	Charlie's Chargers	2722	Charlie's Chargers
814	Pop and Prodigies	2326	The Complete Backyard	934	Miller Time	2678	Talent To Spare
807	Stealth Strikers	2260	Better Chance	927	Stealth Strikers	2673	Gutter Chaos
803	Phuket	2259	MOJO	926	Bowl-a-Holics	2668	The Complete Bac
795	Miller Time	2254	Double Trouble	916	3 Lefts Makes a Right	2652	Benchwarmers
790	Double Trouble	2247	Stealth Strikers	914	Double Trouble	2648	Malfunction
788	MOJO	2245	No Chance	912	Malfunction	2634	Back Again
				912	Pop and Prodigies		

	Scratch Game	Scratch Series	Handicap Game	Handicap Series	
Men	299 Ben Ross	789 Ben Ross	308 Ben Ross	816 Ben Ross	
	269 Andrew Brimberry	735 Allan Werner	285 Logan Rau	795 Allan Werner	
	265 Chris Penning	729 Chris Penning	277 Allan Werner	756 Chris Penning	
	257 Trey Castor	717 Andrew Brimberry	274 Chris Penning	753 Logan Rau	
	257 Allan Werner	680 Trey Castor	272 Alonso Perez	735 Dalton Alexander	
	257 Logan Rau	671 Skip Sand	271 Andrew Brimberry	732 Charlie Richardson III	
	255 Don Lovas	669 Charlie Richardson III	270 Don Lovas	730 Alonso Perez	
	246 Joshua Gibbs	669 Logan Rau	265 Dalton Alexander	724 Jesse Callan	
	245 Marshall McNeese	661 Jim Greener	265 Tom Crane	723 Andrew Brimberry	
	243 Jim Greener	659 Jay Rux	264 Trey Castor	718 Matt Hertel	
			264 Derek Hanrahan		
	Women	235 Amanda Akers	619 Steffany Brown	276 Amanda Akers	728 Tracy Head
		225 Trisha Burns	587 Tracy Head	271 Rochelle Greener	707 Rochelle Greener
225 Steffany Brown		586 Trisha Burns	261 Tracy Head	688 Kay Foster	
214 Tracy Head		586 Kristina Baker	255 Trisha Burns	683 Morgan Morris	
204 Shannon Jones		564 Shannon Jones	249 Morgan Morris	680 Amanda Akers	
203 Kristina Baker		557 Amanda Akers	242 Lee Ann Sifford	676 Trisha Burns	
190 Rochelle Greener		522 Karen Burns-Lane	242 Steffany Brown	670 Steffany Brown	
184 Kecia Andries		517 Kecia Andries	237 Natalie Griffith	660 Shannon Jones	
184 Karen Burns-Lane		508 Kay Foster	236 Shannon Jones	658 Lee Ann Sifford	
178 Cyndi Dyche		504 Theresa Bankston	232 Kay Foster	658 Kristina Baker	

Weekly Game Over Average  
Game - Avg=Difference

Men	299 - 210=89	Ben Ross
	257 - 188=69	Logan Rau

Weekly Series over Average  
Series - Avg=Difference

	789 - 630=159	Ben Ross
	735 - 591=144	Allan Werner

**Weekly Game Over Average**

**Game - Avg=Difference**

186 - 124=62	Alonso Perez
257 - 197=60	Allan Werner
265 - 209=56	Chris Penning
269 - 217=52	Andrew Brimberry
255 - 203=52	Don Lovas
202 - 150=52	Tom Crane
217 - 166=51	Dalton Alexander
175 - 125=50	Michael Griffith
<b>Women</b>	
235 - 174=61	Amanda Akers
190 - 130=60	Rochelle Greener
214 - 167=47	Tracy Head
225 - 186=39	Trisha Burns
159 - 120=39	Morgan Morris
171 - 141=30	Lee Ann Sifford
167 - 142=25	Natalie Griffith
225 - 201=24	Steffany Brown
204 - 184=20	Shannon Jones
172 - 153=19	Kay Foster

**Weekly Series over Average**

**Series - Avg=Difference**

669 - 564=105	Logan Rau
729 - 627=102	Chris Penning
472 - 372=100	Alonso Perez
591 - 498=93	Dalton Alexander
669 - 588=81	Charlie Richardson III
455 - 375=80	Michael Griffith
652 - 579=73	Jesse Callan
598 - 525=73	Matt Hertel
587 - 501=86	Tracy Head
464 - 390=74	Rochelle Greener
413 - 360=53	Morgan Morris
508 - 459=49	Kay Foster
557 - 522=35	Amanda Akers
586 - 558=28	Trisha Burns
445 - 423=22	Lee Ann Sifford
459 - 438=21	Shawna Werner
445 - 426=19	Natalie Griffith
619 - 603=16	Steffany Brown

**Last Week's Top Game Scores**

<b>Men</b>	Game 1 SCR	244	Ben Ross	237	Chris Penning	235	Allan Werner
<b>Women</b>	Game 1 SCR	225	Trisha Burns	203	Steffany Brown	191	Shannon Jones
<b>Men</b>	Game 2 SCR	269	Andrew Brimberry	265	Chris Penning	257	Trey Castor 257 Logan Rau
<b>Women</b>	Game 2 SCR	203	Kristina Baker	197	Tracy Head	191	Steffany Brown
<b>Men</b>	Game 3 SCR	299	Ben Ross	257	Allan Werner	247	Andrew Brimberry
<b>Women</b>	Game 3 SCR	235	Amanda Akers	225	Steffany Brown	214	Tracy Head
<b>Men</b>	Game 1 HDCP	265	Tom Crane	255	Allan Werner	254	Anthony Young
<b>Women</b>	Game 1 HDCP	255	Trisha Burns	249	Morgan Morris	231	Lee Ann Sifford
<b>Men</b>	Game 2 HDCP	285	Logan Rau	274	Chris Penning	272	Alonso Perez
<b>Women</b>	Game 2 HDCP	271	Rochelle Greener	244	Tracy Head	242	Lee Ann Sifford
<b>Men</b>	Game 3 HDCP	308	Ben Ross	277	Allan Werner	264	Derek Hanrahan
<b>Women</b>	Game 3 HDCP	276	Amanda Akers	261	Tracy Head	242	Steffany Brown

**Season High Scores**

<u>Team Scratch Game</u>		<u>Team Scratch Series</u>		<u>Team Handicap Game</u>		<u>Team Handicap Series</u>	
958	Split Happens	2681	Deuces For Life	1059	Split Happens	2952	Split Happens
945	Deuces For Life	2649	Split Happens	1043	Charlie's Chargers	2951	Double Trouble
945	Phuket	2624	Phuket	1038	Odd Balls	2917	Benchwarmers
940	Charlie's Chargers	2603	MOJO	1034	Phuket	2894	Charlie's Chargers
932	MOJO	2585	Charlie's Chargers	1022	Fantastic Four	2891	Phuket
913	Odd Balls	2513	Double Trouble	1020	Double Trouble	2888	Odd Balls
896	The Complete Backyard	2513	Odd Balls	1020	No Chance	2867	Deuces For Life
891	Better Chance	2497	Pop and Prodigies	1019	Better Chance	2823	No Chance
890	Fantastic Four	2433	No Chance	1016	The Complete Backyard	2821	Gutter Chaos
890	No Chance	2428	Benchwarmers	1005	MOJO	2812	Pop and Prodigies
874	Double Trouble	2422	Better Chance	1005	Benchwarmers	2810	Miller Time
870	Stealth Strikers	2414	Miller Time	999	Miller Time	2784	Bar Association
870	Miller Time	2391	The Complete Backyard	996	Deuces For Life	2783	MOJO
868	Pop and Prodigies	2389	Stealth Strikers	995	Stealth Strikers	2779	Better Chance
842	Benchwarmers	2368	Gutter Chaos	987	Gutter Chaos	2776	Talent To Spare
836	Gutter Chaos	2318	Fantastic Four	982	Talent To Spare	2769	Nothing Special

<u>Team Scratch Game</u>		<u>Team Scratch Series</u>		<u>Team Handicap Game</u>		<u>Team Handicap Series</u>	
792	Bowl-a-Holics	2208	Bowl-a-Holics	978	Bar Association	2766	Here 4 Fun
784	Here 4 Fun	2178	Here 4 Fun	975	3 Lefts Makes a Right	2764	Stealth Strikers
763	Give Me A Break	2164	Talent To Spare	974	Here 4 Fun	2762	Bowl-a-Holics
750	Talent To Spare	2116	Give Me A Break	974	Give Me A Break	2745	Fantastic Four
728	3 Lefts Makes a Right	2052	Malfunction	973	Pop and Prodigies	2741	Give Me A Break
722	Malfunction	1958	3 Lefts Makes a Right	972	Bowl-a-Holics	2727	Malfunction
705	Bar Association	1947	Bar Association	971	Back Again	2727	The Complete Bac
687	Nothing Special	1893	Nothing Special	969	Nothing Special	2724	Miller Ranch Hand
680	Back Again	1848	Miller Ranch Hands	960	Miller Ranch Hands	2681	3 Lefts Makes a Ri
<u>Scratch Game</u>		<u>Scratch Series</u>		<u>Handicap Game</u>		<u>Handicap Series</u>	
<b>Men</b>	300 Marshall McNeese	789	Ben Ross	328	Chris Hamilton	849	Earl Pruett
	300 Bill Lane	783	Jim Greener	327	Bill Lane	816	Dale Farris
	300 Dave Schiell	780	Trey Castor	323	Noah Hudson	816	Ben Ross
	300 Ben Ross	769	Joshua Gibbs	322	Dale Farris	813	Kevin Bankston
	297 Chris Hamilton	768	Earl Pruett	313	Marshall McNeese	813	Anthony Young
	289 Andrew Brimberry	758	Dave Schiell	313	Earl Pruett	810	Jim Greener
	289 Trey Castor	755	Greg Case	310	Dave Schiell	810	Greg Case
	288 Dale Farris	753	Kevin Bankston	309	Ben Ross	807	Trey Castor
	288 Chris Penning	744	Anthony Young	306	Tyson Akers	807	Mike Martin
	287 Noah Hudson	739	Craig Schiell	305	Morgan Halbert	795	Allan Werner
	286 Kevin Bankston	738	Skip Sand	304	Casey Morris	793	Larry Story
	286 Earl Pruett	735	Allan Werner	303	Keith Galloway	793	Matt Hertel
	279 Donald Smallwood	735	Chris Penning	302	David Willis	791	Patrick Childers
	279 Joseph Rodriguez	733	Jay Rux	302	Chris Penning	788	Dave Schiell
	279 Joshua Gibbs	729	Andrew Brimberry	301	Kevin Bankston	788	Will Foldi
	279 Greg Case	722	Joseph Rodriguez	301	Anthony Young	787	Joshua Carson
	279 Patrick Childers	716	Joshua Rodriguez	301	Patrick Childers	785	Don Dickerson
	278 Anthony Young	714	Dale Farris	300	Mike Martin	785	Tyson Akers
	276 Shawn Bailey	713	Marshall McNeese	298	Trey Castor	785	Nicholas Ditto
	273 Jay Rux	712	Don Lovas	297	Joseph Rodriguez	784	Dorian Villegas
	269 Mike Martin	710	Mike Martin	297	Greg Case	784	Morgan Halbert
	269 Jim Greener	707	Patrick Childers	296	Richard Turk	781	Jay Rux
	269 Don Lovas	705	Scott Jones	296	Curtis Roberson	780	Curtis Roberson
	269 Tyson Akers	702	Curtis Roberson	296	Chris Andries	778	Don Lovas
	269 Skip Sand	702	Donald Smallwood	296	Joshua Carson	777	Chris Penning
<b>Women</b>	268 Steffany Brown	702	Steffany Brown	288	Amanda Akers	762	Karen Burns-Lane
	259 Cyndi Dyche	670	Kristina Baker	288	Steffany Brown	756	Steffany Brown
	254 Kecia Andries	649	Cyndi Dyche	285	Mary Hannah Pruett	754	Shannon Jones
	247 Karen Burns-Lane	649	Shannon Jones	285	Lindsey Halbert	745	Kristina Baker
	246 Trisha Burns	639	Karen Burns-Lane	284	Kecia Andries	742	Tracy Head
	243 Kristina Baker	637	Trisha Burns	283	Karen Burns-Lane	740	Amanda Akers
	242 Amanda Akers	636	Kecia Andries	280	Cyndi Dyche	738	Morgan Morris
	239 Shannon Jones	617	Theresa Bankston	279	Trisha Burns	735	Angel PinaHardin
	232 Theresa Bankston	602	Amanda Akers	276	Kay Foster	733	Trisha Burns
	224 Tracy Head	598	Tracy Head	274	Shawna Werner	732	Rochelle Greener
	222 Kay Foster	564	Angel PinaHardin	274	Lee Ann Sifford	732	Lindsey Halbert
	218 Mary Hannah Pruett	540	Michelle Marlin	273	Shannon Jones	728	Mary Hannah Pruett
	212 Michelle Marlin	537	Shawna Werner	273	Morgan Morris	726	Kecia Andries
	211 Shawna Werner	532	Kay Foster	272	Tracy Head	726	Shawna Werner
	211 Lindsey Halbert	521	Mary Hannah Pruett	272	Kristina Baker	725	Theresa Bankston
	203 Angel PinaHardin	508	Natalie Griffith	271	Rochelle Greener	723	Michelle Marlin
	202 Lee Ann Sifford	507	Lindsey Halbert	271	Michelle Marlin	721	Natalie Griffith
	201 Kimberly Terry	499	Lee Ann Sifford	270	Theresa Bankston	717	Kasey Campbell
	191 Natalie Griffith	492	Kimberly Terry	268	Kimberly Terry	715	Kay Foster
	190 Rochelle Greener	486	Rochelle Greener	261	Natalie Griffith	715	Lee Ann Sifford
	187 Morgan Morris	485	Kim Burns	258	Angel PinaHardin	712	Debbie Pruett
	171 Kim Burns	465	Morgan Morris	258	Mecca Halbert	706	Cyndi Dyche
	168 Kasey Campbell	453	Kasey Campbell	256	Kasey Campbell	701	Kim Burns
	168 Sandra Jones	451	Payton Shlemon	255	Sandra Jones	696	Kimberly Terry
	165 Payton Shlemon	448	Debbie Pruett	243	Debbie Pruett	683	Sandra Jones
				243	Kim Burns		

**Season Game Over Average**  
**Game - Avg=Difference**

<b>Men</b>	297 - 185=112	Chris Hamilton
	300 - 190=110	Bill Lane

**Season Series over Average**  
**Series - Avg=Difference**

768 - 570=198	Earl Pruett
714 - 546=168	Dale Farris

**Season Game Over Average**

**Game - Avg=Difference**

287 - 180=107	Noah Hudson
288 - 182=106	Dale Farris
286 - 190=96	Earl Pruett
300 - 205=95	Marshall McNeese
300 - 208=92	Dave Schiell
235 - 143=92	Casey Morris
269 - 178=91	Tyson Akers
300 - 209=91	Ben Ross
235 - 144=91	Keith Galloway
264 - 174=90	Morgan Halbert
268 - 182=86	David Willis
256 - 171=85	Mike Martin
225 - 141=84	Richard Turk
288 - 204=84	Chris Penning
278 - 194=84	Anthony Young
231 - 147=84	Joshua Carson
279 - 195=84	Patrick Childers
193 - 110=83	Brian Terry
286 - 203=83	Kevin Bankston
267 - 187=80	Curtis Roberson
268 - 188=80	Chris Andries
279 - 199=80	Greg Case
211 - 131=80	Nicholas Ditto

**Season Series over Average**

**Series - Avg=Difference**

675 - 513=162	Mike Martin
753 - 591=162	Kevin Bankston
744 - 582=162	Anthony Young
738 - 579=159	Greg Case
789 - 630=159	Ben Ross
783 - 630=153	Jim Greener
545 - 393=152	Nicholas Ditto
592 - 441=151	Joshua Carson
780 - 630=150	Trey Castor
626 - 477=149	Will Foldi
679 - 531=148	Larry Story
661 - 513=148	Matt Hertel
474 - 330=144	Brian Terry
456 - 312=144	Shannon Williams
735 - 591=144	Allan Werner
707 - 564=143	Patrick Childers
659 - 519=140	Tyson Akers
652 - 513=139	Morgan Halbert
701 - 564=137	Don Dickerson
697 - 561=136	Dorian Villegas
564 - 429=135	Casey Morris
758 - 624=134	Dave Schiell
632 - 501=131	Bryan Harrison

**Women**

242 - 168=74	Amanda Akers
211 - 137=74	Lindsey Halbert
218 - 145=73	Mary Hannah Pruett
267 - 196=71	Steffany Brown
254 - 186=68	Kecia Andries
247 - 180=67	Karen Burns-Lane
222 - 159=63	Kay Foster
259 - 196=63	Cyndi Dyche
245 - 182=63	Trisha Burns
187 - 124=63	Morgan Morris
202 - 140=62	Lee Ann Sifford
211 - 150=61	Shawna Werner
190 - 130=60	Rochelle Greener
224 - 166=58	Tracy Head
212 - 154=58	Michelle Marlin
238 - 181=57	Shannon Jones
243 - 187=56	Kristina Baker
201 - 145=56	Kimberly Terry
230 - 175=55	Theresa Bankston
191 - 142=49	Natalie Griffith
161 - 112=49	Mecca Halbert
168 - 122=46	Kasey Campbell
168 - 123=45	Sandra Jones
203 - 158=45	Angel PinaHardin
155 - 122=33	Debbie Pruett

639 - 522=117	Karen Burns-Lane
465 - 354=111	Morgan Morris
649 - 543=106	Shannon Jones
702 - 597=105	Steffany Brown
486 - 384=102	Rochelle Greener
598 - 498=100	Tracy Head
507 - 408=99	Lindsey Halbert
602 - 504=98	Amanda Akers
564 - 468=96	Angel PinaHardin
670 - 576=94	Kristina Baker
521 - 429=92	Mary Hannah Pruett
453 - 366=87	Kasey Campbell
537 - 450=87	Shawna Werner
631 - 546=85	Trisha Burns
508 - 423=85	Natalie Griffith
540 - 456=84	Michelle Marlin
448 - 366=82	Debbie Pruett
617 - 537=80	Theresa Bankston
499 - 420=79	Lee Ann Sifford
636 - 558=78	Kecia Andries
532 - 456=76	Kay Foster
485 - 420=65	Kim Burns
492 - 432=60	Kimberly Terry
649 - 594=55	Cyndi Dyche
419 - 366=53	Sandra Jones

**Individual High Averages**

**Men**

221.41	Joshua Gibbs
218.58	Andrew Brimberry
216.01	Skip Sand
213.99	Jim Greener
212.96	Trey Castor
212.43	Ben Ross
211.27	Chris Penning
210.94	Joseph Rodriguez
206.79	Craig Schiell
206.52	Kevin Bankston
205.92	Joshua Rodriguez
203.54	Don Lovas
201.61	Patrick Childers
200.76	Greg Case

**Women**

201.19	Steffany Brown
193.94	Cyndi Dyche
193.72	Kristina Baker
187.67	Kecia Andries
186.87	Trisha Burns
184.93	Shannon Jones
180.04	Theresa Bankston
176.01	Karen Burns-Lane
175.14	Amanda Akers
168.11	Tracy Head
159.83	Angel PinaHardin
154.46	Kay Foster
146.63	Shawna Werner
146.32	Mary Hannah Pruett

High Avg	
199.44	Allan Werner
198.93	Donald Smallwood
197.78	Charlie Richardson III
197.71	Anthony Young
197.00	Jesse Castor
196.84	Curtis Roberson
196.48	Bill Lane
193.84	Jesse Callan
193.66	Larry Story
193.35	Ronnie Burns
192.99	Dale Farris

High Avg	
145.18	Kimberly Terry
142.59	Natalie Griffith
142.19	Lee Ann Sifford
141.18	Lindsey Halbert
130.93	Rochelle Greener
123.44	Kasey Campbell
122.79	Sandra Jones
122.42	Debbie Pruett
121.32	Morgan Morris
113.81	Mecca Halbert

**Most Improved Average**

Men	Score	Change	Name	Women	Score	Change	Name
106	to	134.63 = +28.63	Nick Redman	181	to	193.72 = +12.72	Kristina Baker
96	to	117.53 = +21.53	Shannon Williams	104	to	113.81 = +9.81	Mecca Halbert
171	to	192.38 = +21.38	Mike Martin	141	to	150.33 = +9.33	Payton Shlemon
131	to	150.75 = +19.75	Nicholas Ditto	159	to	168.11 = +9.11	Tracy Head
160	to	177.32 = +17.32	Noah Hudson	151	to	159.83 = +8.83	Angel PinaHardin
177	to	193.66 = +16.66	Larry Story	175	to	180.04 = +5.04	Theresa Bankston
200	to	216.01 = +16.01	Skip Sand	182	to	186.87 = +4.87	Trisha Burns
171	to	186.88 = +15.88	Chris Adkins	142	to	146.32 = +4.32	Mary Hannah Pruett
110	to	125.73 = +15.73	Alonso Perez	127	to	130.93 = +3.93	Rochelle Greener
163	to	177.83 = +14.83	Michael Keisling	191	to	193.94 = +2.94	Cyndi Dyche

**Most Un-Improved Averages**

Men	Score	Change	Name	Women	Score	Change	Name
209	to	190.33 = -18.67	John Hooks	168	to	155.13 = -12.87	Michelle Marlin
201	to	185.50 = -15.50	Earl Pruett	135	to	122.79 = -12.21	Sandra Jones
188	to	174.63 = -13.37	Gary Hill	186	to	175.14 = -10.86	Amanda Akers
156	to	142.74 = -13.26	Gerald Miller	196	to	187.67 = -8.33	Kecia Andries
231	to	218.58 = -12.42	Andrew Brimberry	135	to	129.22 = -5.78	Stephanie Bryce
225	to	213.99 = -11.01	Jim Greener	129	to	123.44 = -5.56	Kasey Campbell
211	to	200.03 = -10.97	Kevin Brown	159	to	154.46 = -4.54	Kay Foster
166	to	156.65 = -9.35	Paul Montana	180	to	176.01 = -3.99	Karen Burns-Lane
134	to	124.99 = -9.01	Brian Terry	150	to	146.63 = -3.37	Shawna Werner
214	to	205.92 = -8.08	Joshua Rodriguez	142	to	139.08 = -2.92	Kim Burns

**Team Rosters**

Name	Book Avg	Avg HDCP	Pins	Gms	High Sers	High Game	HDCP Sers	HDCP Game	Last Wk Won	Points Won	
<b>1 - Malfunction</b> Lane 14 HDCP=219 Avg=635											
Brandon Campbell	164	169	45	15791	93	594	211	744	261	2.0	48.0
Kasey Campbell	129	123	87	9999	81	453	168	717	256	1.0	40.0
Rochelle Greener	127	130	81	10998	84	486	190	732	271	3.0	45.0
Jim Greener	225	213	6	19901	93	783	269	810	277	1.0	42.0
<b>2 - Deuces For Life</b> Lane 8 HDCP=36 Avg=837											
Dave Schiell	---	215	4	9032	42	758	300	788	310		22.0
Donald Smallwood	203	198	19	14124	71	702	279	762	294		30.0
Andrew Brimberry	231	218	1	15519	71	729	289	750	295	2.0	36.0
Craig Schiell	212	206	12	17991	87	739	257	745	267		38.0
Shawn Bailey	205	bk205	13	633	3	633	276	672	289		1.0
Cody Bennett	213	bk213	6	629	3	629	226	647	232	1.0	1.0



Name	Book Avg	Avg HDCP	Pins	Gms	High Sers	High Game	HDCP Sers	HDCP Game	Last Wk Won	Points Won
<b>3 - Stealth Strikers</b> Lane 16 HDCP=129 Avg=734										
Mike Stanley	173	177	38	11155	63	646	247	766	287	28.0
Larry Knutson	—	159	54	1436	9	514	199	676	253	3.0
Marshall McNeese	193	207	11	9333	45	713	300	771	313	1.0
Denis Muilenburg	197	191	26	17809	93	649	252	709	273	3.0
John Hooks	209	bk209	9	1142	6	635	246	662	255	2.0
Bryan Harrison	171	170	45	8684	51	632	235	773	279	3.0
<b>4 - 3 Lefts Makes a Right</b> Lane 10 HDCP=237 Avg=615										
Natalie Griffith	141	142	70	10694	75	508	191	721	261	2.0
Michael Griffith	122	126	84	9480	75	462	194	720	280	3.0
Monty Gordon	171	165	49	14909	90	577	211	733	263	45.0
David Willis	183	182	34	15290	84	635	268	738	302	2.0
<b>5 - Fantastic Four</b> Lane 18 HDCP=156 Avg=706										
Lee Ann Sifford	145	142	70	8958	63	499	202	715	274	2.0
Chris Penning	204	211	8	15000	71	735	288	777	302	3.0
Cody Stafford	183	183	33	12627	69	660	254	759	285	33.0
David Black	—	170	45	14680	86	581	227	722	276	1.0
<b>6 - Double Trouble</b> Lane 11 HDCP=123 Avg=742										
Kay Foster	159	154	59	14365	93	532	222	715	276	3.0
Mike Martin	—	192	25	8657	45	710	269	807	300	24.0
Larry Story	177	193	24	17429	90	697	256	793	294	2.0
Don Lovas	201	203	15	18929	93	712	269	778	291	1.0
<b>7 - Bar Association</b> Lane 19 HDCP=267 Avg=582										
Alonso Perez	—	125	85	11316	90	484	198	751	287	3.0
Nick Redman	—	134	77	10905	81	509	200	752	284	2.0
Joshua Carson	163	163	51	15248	93	629	237	787	296	3.0
Gary Mulloy	161	160	54	13965	87	588	234	744	286	2.0
Richard Bianco	—	118	91	1780	15	421	169	637	241	3.0
<b>8 - Talent To Spare</b> Lane 13 HDCP=219 Avg=635										
Sandra Jones	135	122	88	8104	66	419	168	683	255	25.0
Paul Montana	166	156	57	14568	93	563	213	740	272	1.0
Dalton Alexander	—	167	47	11585	69	596	241	735	287	3.0
Ken Bishop	194	190	27	12004	63	675	246	764	287	38.0
Tom Crane	152	151	62	5926	39	524	202	728	265	3.0
Roland Griffin	190	bk190	27	593	3	593	222	674	249	2.0
<b>9 - No Chance</b> Lane 21 HDCP=128 Avg=735										
Tracy Head	159	168	46	14626	87	598	224	742	272	3.0
Chris Andries	185	188	28	16396	87	675	268	764	296	1.0
Kecia Andries	196	187	29	14075	75	636	254	726	284	37.0
Donnie Burns	189	192	25	16017	83	647	253	713	280	1.0
<b>10 - Better Chance</b> Lane 15 HDCP=114 Avg=751										
Karen Burns-Lane	180	176	39	13729	78	639	247	762	283	2.0
Trisha Burns	182	186	30	14389	77	637	246	733	279	1.0
Bill Lane	196	196	21	16504	84	676	300	753	327	1.0
Ronnie Burns	192	193	24	15661	81	689	255	764	280	37.0
Kristina Baker	181	193	24	11623	60	670	243	745	272	2.0

Name	Book Avg	Avg HDCP	Pins	Gms	High Sers	High Game	HDCP Sers	HDCP Game	Last Wk Won	Points Won	
<b>11 - Gutter Chaos</b> Lane 24 HDCP=140 Avg=722											
Matt Hertel	182	176	39	15876	90	661	244	793	284	3.0	41.0
Ryan Adkins	188	188	28	11872	63	656	245	752	279		33.0
Scott Adkins	176	172	43	15497	90	586	215	724	260	2.0	42.0
Chris Adkins	171	186	30	11213	60	654	246	771	277		31.0
Josh D. Holland	171	184	32	6088	33	633	244	768	275	1.0	17.0
<b>12 - Charlie's Chargers</b> Lane 17 HDCP=85 Avg=784											
Theresa Bankston	175	180	36	15123	84	617	232	725	270		44.0
Patrick Childers	195	201	17	18750	93	707	279	791	301	2.0	58.0
Charlie Richardson III	199	197	20	15427	78	669	265	747	292	3.0	41.0
Kevin Bankston	200	206	12	19206	93	753	286	813	301	2.0	42.0
<b>13 - Miller Time</b> Lane 26 HDCP=140 Avg=723											
Greg Case	193	200	18	16864	84	755	279	810	297	1.0	36.0
Bobby Hall	161	164	50	14340	87	581	217	761	273	3.0	51.0
Chris Hamilton	189	185	31	17246	93	655	297	736	328	1.0	46.0
Gary Hill	188	174	41	15717	90	656	247	740	276		39.0
Stephanie Bryce	135	129	81	1163	9	412	147	640	223		3.0
<b>14 - Phuket</b> Lane 20 HDCP=85 Avg=784											
Shannon Jones	184	184	32	15534	84	649	239	754	273	2.0	40.0
Jesse Castor	187	197	20	17139	87	669	246	738	270	2.0	46.0
Scott Jones	—	191	26	15487	81	705	257	774	284		35.0
Trey Castor	213	212	7	19166	90	780	289	807	298	2.0	46.0
<b>15 - Nothing Special</b> Lane 1 HDCP=264 Avg=585											
Angel PinaHardin	151	159	54	11028	69	564	203	735	258		38.0
Keith Galloway	134	145	67	11323	78	527	235	745	303	1.0	37.0
Doug Williams	144	140	72	5479	39	470	184	681	257		20.0
Richard Turk	—	141	71	12738	90	518	225	734	296		45.0
Shannon Williams	—	117	92	8462	72	478	177	768	273		41.0
<b>16 - Bowl-a-Holics</b> Lane 22 HDCP=181 Avg=677											
Shawna Werner	150	146	66	13197	90	537	211	726	274	3.0	41.0
VACANT	—	140	72	0	0	0	0				
Allan Werner	201	199	18	17950	90	735	259	795	277	3.0	43.0
Dorian Villegas	196	192	25	14406	75	697	263	784	292	1.0	30.0
Fred Arnold	132	131	80	6183	47	488	187	737	270	2.0	24.0
<b>17 - The Complete Backyard</b> Lane 4 HDCP=112 Avg=754											
Tyson Akers	172	170	45	15829	93	659	269	785	306	1.0	34.0
Amanda Akers	186	175	40	15763	90	602	242	740	288	1.0	44.0
Jesse Callan	198	193	24	17446	90	659	257	731	282	3.0	50.0
Skip Sand	200	216	3	16201	75	738	269	753	276	2.0	42.0
<b>18 - MOJO</b> Lane 23 HDCP=68 Avg=804											
Dustin Walters	193	189	27	6837	36	651	266	735	290		19.0
Steffany Brown	203	201	17	18711	93	702	268	756	288	2.0	51.0
Cyndi Dyche	191	193	24	15709	81	649	259	706	280		35.0
Joshua Gibbs	211	221	0	20591	93	769	279	769	279	1.0	46.0
Kevin Brown	211	200	18	5801	29	660	245	723	267		14.0



Name	Book Avg	Avg HDCP	Pins	Gms	High Sers	High Game	HDCP Sers	HDCP Game	Last Wk Won	Points Won	
<b>19 - Pop and Prodigies</b> Lane 6 HDCP=100 Avg=767											
Walter Rodriguez	160	173	42	15617	90	603	224	738	274	1.0	54.0
Jordan Rodriguez	171	179	36	16154	90	639	246	741	280	2.0	43.0
Joseph Rodriguez	214	210	9	18985	90	722	279	752	297	1.0	49.0
Joshua Rodriguez	214	205	13	18533	90	716	258	758	272	1.0	44.0
Payton Shlemon	141	bk141	71	451	3	451	165	664	236		2.0
<b>20 - Split Happens</b> Lane 25 HDCP=97 Avg=770											
Michael Keisling	—	177	38	13337	75	621	232	747	273	3.0	50.0
Logan Rau	181	189	27	15334	81	669	260	772	289	3.0	45.0
Derek Hanrahan	190	192	25	17304	90	687	247	771	275	2.0	49.0
Ben Ross	205	212	7	17844	84	789	300	816	309	3.0	40.0
<b>21 - Miller Ranch Hands</b> Lane 7 HDCP=289 Avg=557											
Gerald Miller	156	142	70	7708	54	522	200	735	271	1.0	28.0
Kimberly Terry	148	145	67	13502	93	492	201	696	268		46.0
Mary Hannah Pruett	142	146	66	10535	72	521	218	728	285	2.0	38.0
Brian Terry	—	124	86	9374	75	478	193	771	292		32.0
Denna Branson	119	118	91	1783	15	396	147	666	237		6.0
<b>22 - Here 4 Fun</b> Lane 2 HDCP=189 Avg=669											
Will Foldi	159	162	52	12693	78	626	237	788	291	1.0	29.0
Michelle Marlin	168	155	58	8377	54	540	212	723	271		29.0
Rick Gustafson	182	181	35	13593	75	654	246	774	286	3.0	41.0
Kerry Freeman	171	171	44	13926	81	582	227	730	275	1.0	36.0
Kim Burns	142	139	72	5007	36	485	171	701	243		18.0
<b>23 - Give Me A Break</b> Lane 9 HDCP=230 Avg=623											
Debbie Pruett	122	122	88	6733	55	448	155	712	243		25.0
Lindsey Halbert	142	141	71	10871	77	507	211	732	285		39.0
Morgan Halbert	172	175	40	15269	87	652	264	784	305	1.0	42.0
Earl Pruett	201	185	31	7791	42	768	286	849	313		11.0
Bill Pruett	180	177	38	8507	48	625	226	745	269		20.0
<b>24 - Back Again</b> Lane 3 HDCP=289 Avg=557											
Mecca Halbert	104	113	96	8422	74	391	161	679	258	1.0	37.0
Morgan Morris	122	121	89	9827	81	465	187	738	273	3.0	37.0
Noah Hudson	160	177	38	15959	90	662	287	767	323	2.0	41.0
Casey Morris	152	146	66	10986	75	564	235	771	304	2.0	36.0
<b>25 - Odd Balls</b> Lane 12 HDCP=103 Avg=763											
Don Dickerson	—	189	27	17583	93	701	256	785	291		54.0
Tyler Sims	182	186	30	15680	84	643	254	733	284	2.0	35.0
Curtis Roberson	190	196	21	15747	80	702	267	780	296	1.0	42.0
Dale Farris	184	192	25	16018	83	714	288	816	322	1.0	44.0
<b>26 - Benchwarmers</b> Lane 5 HDCP=158 Avg=703											
Samuel Francis	147	151	62	10923	72	556	227	751	290	3.0	36.0
Nicholas Ditto	131	150	63	8593	57	545	211	785	291	1.0	28.0
Jay Rux	202	205	13	8647	42	733	273	781	289	3.0	21.0
Anthony Young	205	197	20	16608	84	744	278	813	301	1.0	40.0

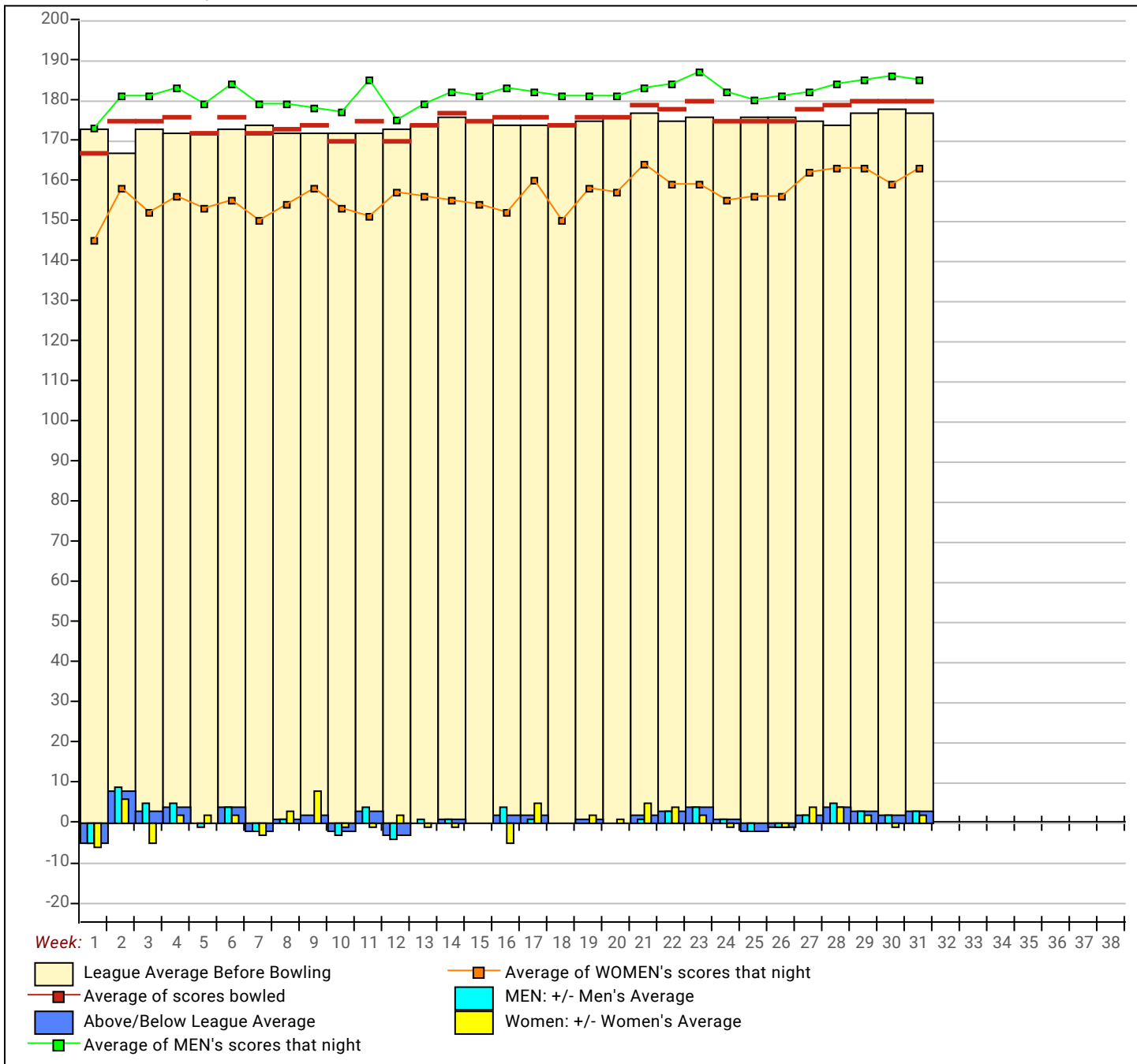
---

### Temporary Substitutes

---

Name	Avg HDCP	Pins	Gms	High Game	High Sers	HDCP Game	HDCP Sers	-1-	-2-	-3-	Total	HDCP Total
Darrian R. Banks	bk194	23	546	3	193	546	216	615			0	0
James Cleveland Jr.	199	18	13149	66	278	702	312	774			0	0
Mike Czulno	168	46	5066	30	220	562	265	709			0	0
Susan Pogue	122	88	1464	12	141	385	232	658			0	0
Paige Story	133	78	3607	27	175	462	259	720			0	0
Dennis Vineyard	bk189	27	640	3	247	640	274	721			0	0
Joseph Waldinger	bk150	63	1070	6	207	536	270	725			0	0
Kasie Webb	170	45	2049	12	208	535	254	670			0	0

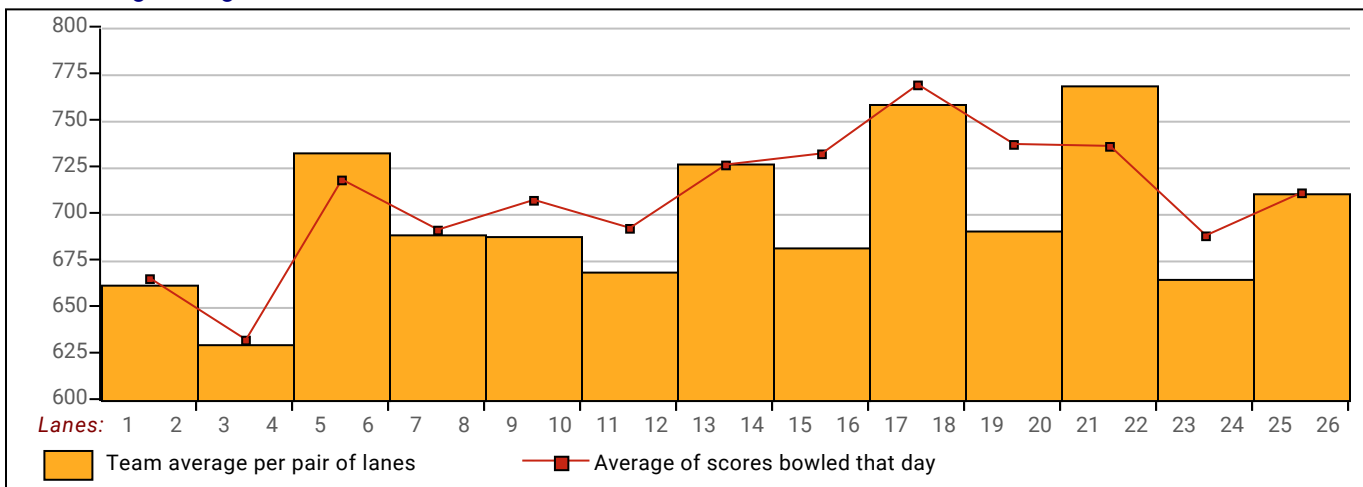
League Average Week-by-Week



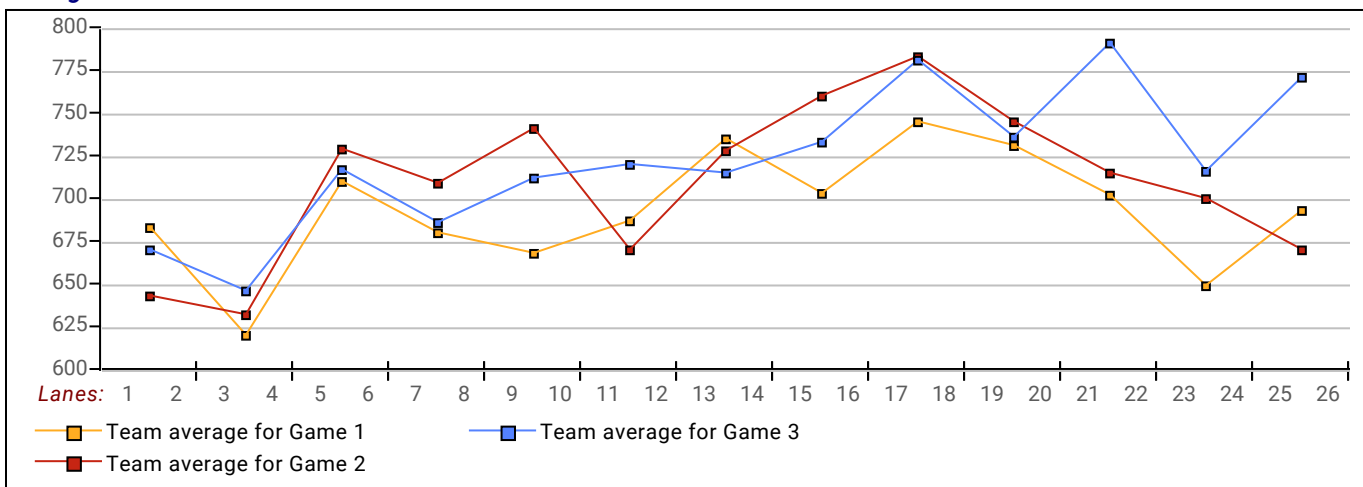
***This Week's Statistics***

	<u>Over All</u>	<u>Men</u>	<u>Women</u>
How many people bowled	96	75	21
Number of games bowled	287	224	63
Actual average of week's scores	179.96	184.87	162.51
How many games above average	153	120	33
How many games below average	130	102	28
Pins above/below average per game	3.67	4.04	2.37
How many people raised average	55	41	14
by this amount	0.55	0.62	0.36
How many people went down	41	34	7
by this amount	-0.58	-0.59	-0.55
League average before bowling	176.90	181.46	160.62
League average after bowling	176.97	181.53	160.68
Change in league average	0.07	0.07	0.06
800s	--	--	--
775s	1	1	--
750s	--	--	--
725s	2	2	--
700s	1	1	--
675s	1	1	--
650s	6	6	--
625s	7	7	--
600s	3	2	1
575s	15	12	3
550s	12	10	2
525s	6	6	--
500s	10	6	4
475s	4	3	1
450s	10	7	3
425s	7	5	2
400s	5	2	3
below 400	6	4	2
300s	--	--	--
275s	1	1	--
250s	6	6	--
225s	28	25	3
200s	46	41	5
175s	83	68	15
150s	61	44	17
125s	44	28	16
100s	18	11	7
below 100	--	--	--

**Team Average vs Avg of Scores**



**Average of Scores for Each Game**



**Amount Over/Under Team Average**

