

MONDAY SHAWNEE LADIES

Monday 6:15 pm

Shawnee Lanes

Lanes 31 - 40

USBC Certification:

President: Lori Krafthefer silverbulletwomen11@yahoo.com

Vice President: Becky Cochran beckcochran@horizonview.net

Team Standings

Place	Lane	#	Team Name	Points	Points	Team	Pins +	Scratch	High Scratch		High HDCP		
				Won	Lost				Avg	HDCP	HDCP	Pins	10
1	31	1	WHO'S CARRYING WHO?	175	73	683	0	63607	63454	827	2278	827	2278
2	33	3	SPORTS PLUS	156	92	674	0	62591	62591	806	2269	806	2269
3	38	6	CARTER'S CREW	143	105	546	0	54556	51190	687	1880	787	2180
4	32	4	LANE TRAVELERS	142	106	540	128	54139	49957	633	1774	753	2134
5	36	5	INSYNC HEALING	140	108	620	0	58255	57454	720	2032	728	2032
6	39	7	ROSS COUNTY WATER	122	126	562	0	54951	52902	697	1834	718	2104
7	37	2	BOWLING FOR FUN	120	128	513	29	52678	48556	657	1755	740	2162
8	35	9	JOKERS	110	138	521	89	53687	48254	683	1822	747	2152
9	34	8	GUSTIN INSURANCE	84	156	503	153	47000	41927	632	1658	718	2003
10	40	10	BYE	0	0	0	0	0	0	0	0	0	0

Review of Last Week's Bowling.....

Lanes	Team Name	HDCP -1-	HDCP -2-	HDCP -3-	HDCP Total	Last Wk WON	Team Name	HDCP -1-	HDCP -2-	HDCP -3-	HDCP Total	Last Wk WON
31-32	CARTER'S CREW	591	593	564	1748	8	<---> GUSTIN INSURANCE	0	0	0	0	0
33-34	ROSS COUNTY WATE	527	596	612	1735	6	<---> LANE TRAVELERS	572	532	564	1668	2
35-36	BOWLING FOR FUN	512	488	522	1522	6	<---> BYE	0	0	0	0	0
37-38	SPORTS PLUS	643	559	653	1855	0	<---> INSYNC HEALING	695	643	677	2015	8
39-40	WHO'S CARRYING W	707	722	719	2148	6	<---> JOKERS	747	707	674	2128	2

Lane Assignments

	<u>31-32</u>	<u>33-34</u>	<u>35-36</u>	<u>37-38</u>	<u>39-40</u>
Wk32 04/01	1- 4	3- 8	9- 5	2- 6	7- 10
Wk33 04/08	9- 6	2- 7	3- 1	10- 4	8- 5

Last Week's Top Scores

Team Scratch Game	Team Scratch Series	Team Handicap Game	Team Handicap Series
722 WHO'S CARRYING WHO?	2148 WHO'S CARRYING WHO?	747 JOKERS	2148 WHO'S CARRYING
653 SPORTS PLUS	1859 INSYNC HEALING	722 WHO'S CARRYING WHO?	2128 JOKERS
643 INSYNC HEALING	1855 SPORTS PLUS	695 INSYNC HEALING	2015 INSYNC HEALING

DIV 1 171 and u

Scratch Game

223	Andrea Dillinger
200	Deb Lyons
183	Reda Castle

Scratch Series

618	Andrea Dillinger
523	Tammie Hartranft
493	Reda Castle
493	Deb Lyons

Div 2 130 - 170

Scratch Game

222	Lori Krafthefer
202	Judy Majors
201	Jen McGinnis

Scratch Series

592	Lori Krafthefer
525	Cathy Cornish
512	Jen McGinnis

Div 3 129 below

Scratch Game

168	Teresa Wade
148	Robyn Page
140	Peggy Wiggins

Scratch Series

456	Teresa Wade
388	Peggy Wiggins
357	Sherry Clark

Season High Scores

Team Scratch Game	Team Scratch Series	Team Handicap Game	Team Handicap Series
827 WHO'S CARRYING WHO?	2278 WHO'S CARRYING WHO?	827 WHO'S CARRYING WHO?	2278 WHO'S CARRYING
806 SPORTS PLUS	2269 SPORTS PLUS	806 SPORTS PLUS	2269 SPORTS PLUS

Team Scratch Game		Team Scratch Series		Team Handicap Game		Team Handicap Series	
720	INSYNC HEALING	2032	INSYNC HEALING	787	CARTER'S CREW	2180	CARTER'S CREW
<i>DIV 1 171 and u</i>							
Scratch Game				Scratch Series			
269	Vanessa Thacker	713	Andrea Dillinger	696	Vanessa Thacker	674	Reda Castle
260	Deb Lyons						
257	Andrea Dillinger						
<i>Div 2 130 - 170</i>							
Scratch Game				Scratch Series			
235	Gwen McLaughlin	592	Lori Krafthefer	555	Gwen McLaughlin	543	Jen McGinnis
222	Lori Krafthefer						
220	Jen McGinnis						
<i>Div 3 129 below</i>							
Scratch Game				Scratch Series			
190	Sherry Clark	491	Sherry Clark	478	Patty Blankenship	472	Sherry Imboden
189	Patty Blankenship						
184	Teresa Wade						


Team Rosters

ID #	Bowling Hand	Name	Avg	HDCP	Pins	Gms	To Raise Avg +1	To Drop Avg -1	-1-	-2-	-3-	Total	HDCP Total
1 - WHO'S CARRYING WHO?													
47		Shelly Thomas	170	36	8021	47	529	478	172	158	176	506	614
11		Tammy Arledge	149	54	12976	87	524	433	138	152	142	432	594
66		Lori Krafthefer	166	39	11963	72	562	486	192	222	178	592	715
57		Andrea Dillinger	198	10	18477	93	627	530	205	190	223	618	648
13		Linda Kight	164	41	1483	9	497	484				0	0
30		Jamie Lemaster	153	51	1380	9	468	455				0	0
4		Maddy Gilbert	209	0	1259	6	631	621				0	0
2 - BOWLING FOR FUN													
3		Glenda Cornett	115	85	8307	72	393	317	104	103	101	308	563
119		Peggy Wiggins	128	73	11206	87	404	313	140	121	127	388	607
39		Kim Allen	133	69	9620	72	430	354				0	0
82		Tina Woods	137	65	7004	51	448	393	112	119	131	362	554
9		Vicky Chestnut	154	50	464	3	466	459				0	0
12		Angie Graves	132	70	792	6	405	395				0	0
28		Ashley Handley	149	54	6285	42	465	419	156	145	163	464	626
3 - SPORTS PLUS													
16		Sherry Imboden	120	81	10098	84	429	341	121	100	126	347	590
18		Tammie Hartranft	173	33	14952	86	534	444	178	172	173	523	622
19		Reda Castle	184	23	16597	90	608	514	183	134	176	493	559
7		Vanessa Thacker	197	11	16617	84	609	521	161	153	178	492	519
104		Malinda Knight	164	41	7876	48	539	487				0	0
4 - LANE TRAVELERS													
78		Sherry Clark	127	74	9944	78	424	342	130	120	107	357	579
112		Patty Moore	136	66	12168	89	436	343	131	97	157	385	580
6		Patty Blankenship	129	72	10859	84	451	363	a119	a119	a119	357	573
44		Bev Dicus	148	55	13485	91	521	426	159	163	148	470	638
5 - INSYNC HEALING													
37		Anne Smith	136	66	10201	75	485	406	106	138	167	411	612
27		Leslie Tackett	151	53	13205	87	475	384	136	172	135	443	602
85		Jen McGinnis	161	44	14565	90	501	407	201	161	150	512	644
91		Deb Lyons	172	34	16010	93	598	501	200	120	173	493	595
100		Judy Lyons	bk145	58	0	0						0	0
26		Katlyn Montgomery	129	72	1553	12	397	381				0	0


Bowling					To Raise		To Drop					HDCP	
ID #	Hand	Name	Avg	HDCP	Pins	Gms	Avg +1	Avg -1	-1-	-2-	-3-	Total	Total
6 - CARTER'S CREW													
32		Mindy Hartmus	135	67	10997	81	427	342	151	150	149	450	651
1		Teresa Wade	128	73	10445	81	391	306	153	135	168	456	675
54		Mary Lou O'Bryant	135	67	11387	84	445	357	153	129	124	406	607
24		Becky Cochran	148	55	13404	90	453	359	134	179	123	436	598
21		Peggy Carter	145	58	3922	27	458	427				0	0
36		Stacy Smith	bk140	63	0	0						0	0
7 - ROSS COUNTY WATER													
68		Tamara Thomas	132	70	11090	84	481	393	125	115	135	375	585
53		Amanda Bost	135	67	8915	66	469	399	138	131	107	376	577
5		Christa Hoffner	145	58	6094	42	476	430				0	0
92		Cathy Cornish	150	54	10868	72	457	381	156	191	178	525	687
20		Gwen McLaughlin	161	44	10154	63	538	471	108	159	192	459	591
8 - GUSTIN INSURANCE													
106		Connie Gillum	132	70	9109	69	467	394				0	0
107		JoAnne Mettler	106	93	6097	57	323	262				0	0
108		Lori Park	114	86	7574	66	361	291				0	0
64		Kelley Gustin	151	53	10458	69	486	413				0	0
105		Michele Lewis	112	88	4033	36	374	334				0	0
9 - JOKERS													
109		Judy Majors	134	68	11679	87	471	380	125	202	140	467	674
98		Barbara Stearos	137	65	10349	75	415	336	160	127	139	426	621
29		Belva Snow	146	57	9698	66	445	375	169	148	148	465	636
2		Robyn Page	104	95	6039	58	366	304	148	85	102	335	623
117		Peggy Ell	bk145	58	0	0						0	0
97		Betty Ginther	133	69	6386	48	448	396				0	0

10 - BYE


Temporary Substitutes Division 1: DIV 1 171 and u

 Division 1: DIV 1 171 and u													
Name	Avg	HDCP	Pins	Gms	High Game	High Sers	HDCP Game	HDCP Sers	-1-	-2-	-3-	Total	HDCP Total
Becky Posey	bk171	35	0	0	0	0						0	0

Temporary Substitutes Division 2: Div 2 130 - 170

 Division 2: Div 2 130 - 170													
Name	Avg	HDCP	Pins	Gms	High Game	High Sers	HDCP Game	HDCP Sers	-1-	-2-	-3-	Total	HDCP Total
Tami Lawson	bk144	59	0	0	0	0						0	0

Temporary Substitutes Division 3: Div 3 129 below

 Division 3: Div 3 129 below													
Name	Avg	HDCP	Pins	Gms	High Game	High Sers	HDCP Game	HDCP Sers	-1-	-2-	-3-	Total	HDCP Total
Maranda Howard	bk109	90	0	0	0	0						0	0
Sonnie Reed	bk119	81	0	0	0	0						0	0