

Thursday 6:10 pm

Al-Mar Lanes

Lanes 1 - 16

Team Standings In Each Division

Place	#	Team Name	Points Won	Points Lost	Pins + HDCP	Place	#	Team Name	Points Won	Points Lost	Pins + HDCP
East						West					
1	1	Great Lakes Garage Door	7	0	104888	1	9	Golden Care Partners, LLC	7	0	102625
2	2	Frisches Big Boy N. Main	5	2	104891	2	14	Golden Care II	5	2	104418
3	3	Lohmanator's	5	2	104417	3	7	Vision Quest	5	2	102684
4	11	Gerdeman Insurance	4	3	103292	4	10	Custom Sawmilling	5	2	102267
5	4	Modern Woodmen	3	4	104110	5	15	UE ²	2	5	102884
6	5	ASD Remodeling Inc.	2	5	104440	6	12	Four N One	2	5	102316
7	6	Starkey	2	5	104203	7	16	Dean's Team	2	5	102131
8	8	American Family Insurance	0	7	104437	8	13	Tin Man Heating & Cooling	0	7	100910

Season High Scores

Scratch Series	3392	ASD Remodeling Inc.	3360	Frisches Big Boy N. Ma	3237	Lohmanator's	3109	Starkey
Scratch Game	1235	Great Lakes Garage Do	1155	American Family Insura	1150	Golden Care II	1105	Modern Woodmen
Handicap Series	3682	Great Lakes Garage Do	3674	ASD Remodeling Inc.	3658	American Family Insura	3634	Starkey
Handicap Game	1312	Golden Care II	1295	Lohmanator's	1282	Frisches Big Boy N. Ma	1266	Custom Sawmilling
Scratch Series	829	Brad Simon	817	Dylan Dingus	781	Eric Juzkiw	761	Ron Steinman JR
Scratch Game	300	Brian Close	300	Kyle Waynick	300	Doug Trumbull	289	Matthew Llanas
	289	David Koons						
Handicap Series	859	Brad Simon	853	Eric Juzkiw	837	Matthew Llanas	833	Zach Steinman
	833	Mark Burks						
Handicap Game	325	Doug Trumbull	324	Chad Arnston	316	Ryan Allgire	313	David Koons

Individual High Averages

231.04	Dylan Dingus	228.59	Kyle Waynick	220.91	Kris Kolk	219.94	Brad Simon	217.68	Robert Schumacher
--------	--------------	--------	--------------	--------	-----------	--------	------------	--------	-------------------

Most Improved Average

191 to 209.84 = +18.84	Arie Wolfert	178 to 192.97 = +14.97	Matthew Llanas	132 to 143.69 = +11.69	Alissa Spangenberg
------------------------	--------------	------------------------	----------------	------------------------	--------------------

Last Week's Top Scores

Scratch Game	1155	Frisches Big Boy N. Ma	1105	Modern Woodmen	1090	Lohmanator's	1062	Golden Care II
Scratch Series	3360	Frisches Big Boy N. Ma	3054	ASD Remodeling Inc.	3048	Lohmanator's	3007	Golden Care II
Handicap Game	1241	Modern Woodmen	1232	Frisches Big Boy N. Ma	1216	Golden Care II	1209	Lohmanator's
Handicap Series	3591	Frisches Big Boy N. Ma	3469	Golden Care II	3405	Lohmanator's	3389	Golden Care Partners, L
Scratch Game	279	Gary Wachter	278	Kris Kolk	278	Dylan Dingus	269	Eric Juzkiw
Scratch Series	760	Dylan Dingus	734	Michael Frost	723	Kris Kolk	695	Gary Wachter
Handicap Game	296	Richard Campbell	294	Gary Wachter	291	Eric Juzkiw	289	Robert Vanscoder
Handicap Series	776	Michael Frost	770	Richard Campbell	760	Dylan Dingus	757	John Gallagher

Team Rosters

Name	Pins	Gms	Avg	HDCP	Name	Pins	Gms	Avg	HDCP
1 - Great Lakes Garage Door Lane 9 HDCP=113 Avg=1005					2 - Frisches Big Boy N. Main Lane 10 HDCP=87 Avg=1040				
Jeremy A. Mitchell	15767	81	194	28	Mike C. Metzker	15918	78	204	20
Nate D. Kerr	15384	84	183	37	Eric A. Juzkiw	14583	72	202	22
Robert Jr R. Schumacher	18958	93	203	21	Larry D. Damron JR	7730	39	198	25
Robert T. Schumacher	15673	72	217	10	Dylan J. Dingus	19407	84	231	0
Noah E. Wagner	17508	84	208	17	Richard B. Murray	16646	81	205	20
Scott A. Sedlmeier	1759	9	195	28	Jason P. Sisco	10858	51	212	14
3 - Lohmanator's Lane 6 HDCP=97 Avg=1027					4 - Modern Woodmen Lane 4 HDCP=137 Avg=975				
Ken Lohman	15582	90	173	45	Brent L. Norris	17892	90	198	25
Kyle D. Friedley	5169	24	215	12	Dick Feehan	16017	87	184	36
Francisca Melendrez	10355	54	191	31	Gary Wachter	18236	86	212	14
Kris W. Kolk	19219	87	220	8	Michael Wachter	12129	57	212	14
Kyle W. Waynick	21259	93	228	1	Dean J. Bressler	15726	93	169	48
5 - ASD Remodeling Inc. Lane 3 HDCP=91 Avg=1033					6 - Starkey Lane 8 HDCP=139 Avg=973				
Adam F. Dilsaver	16701	81	206	19	Monica K. Musgrave	14191	72	197	26
Robert P. Vanscoder	17563	87	201	23	Crystal M. Butler	13791	75	183	37
David E. Koons	15662	81	193	29	Robin L. Starkey	17083	87	196	27
Brad A. Simon	17155	78	219	8	Richard E. Campbell	17186	93	184	36
Brian H. Close	18032	84	214	12	Kirk D. Starkey	16676	78	213	13
					Timothy R. Barnhisel	9397	48	195	28

Thursday 6:10 pm

Al-Mar Lanes

Lanes 1 - 16

Name	Pins	Gms	Avg HDCP	
7 - Vision Quest Lane 12 HDCP=169 Avg=937				
Roy S. Naugle SR	18688	93	200	24
Robert J. Bennett Jr	14960	93	160	56
Julian K. Thomas	12417	69	179	40
Craig Yarger	17581	91	193	29
Denver C. Naugle	17708	86	205	20
James A. Pixley Jr	1628	9	180	40

Name	Pins	Gms	Avg HDCP	
9 - Golden Care Partners, LLC Lane 15 HDCP=221 Avg=872				
Jeff E. Bockbrader	15283	84	181	39
Jerry C. Crawford JR	7061	45	156	59
Aaron Baker	12625	89	141	71
Richard M. Hess	17284	87	198	25
Ryan Allgire	17685	90	196	27
Kyle Recker	7449	48	155	60
Brett L. Palmer	2886	15	192	30

Name	Pins	Gms	Avg HDCP	
11 - Gerdeman Insurance Lane 5 HDCP=170 Avg=934				
Tina M. Steinman	11247	87	129	80
Jenny L. Vanscoder	18324	93	197	26
Zach R. Steinman	18950	93	203	21
Virgil R. Baird	14484	75	193	29
Ron L. Steinman JR	19103	90	212	14
Cody S. Culver	2772	15	184	36

Name	Pins	Gms	Avg HDCP	
13 - Tin Man Heating & Cooling Lane 1 HDCP=269 Avg=812				
Dave Friedley	13741	87	157	58
Michael Farr	14956	93	160	56
Starlah E. Burks	8040	66	121	87
Mark Burks	11086	63	175	44
Bill L. Schumacher	17988	90	199	24
Jeff A. Zuhlsdorf	1573	9	174	44

Name	Pins	Gms	Avg HDCP	
15 - UE² Lane 14 HDCP=219 Avg=874				
Kathleen Kirkman	10621	75	141	71
Sandy L. Naugle	14185	87	163	53
Tammie S. Waynick	12941	78	165	52
Gilbert R. Naugle	19316	90	214	12
Bruce M. Lindquist	10924	57	191	31
Vic M. Adams	380	3	bk136	75
Chris J. Lindquist	6303	30	210	16

Name	Pins	Gms	Avg HDCP	
8 - American Family Insurance Lane 7 HDCP=168 Avg=936				
Alissa Spangenberg	7328	51	143	69
Jeff C. Szabo	13998	81	172	46
James D. Eckert	16302	78	209	16
Arie H. Wolfert	18256	87	209	16
Ryan R. Spangenberg	18317	90	203	21
Ryan Taber	2574	12	214	12
Chris P. DeLuca	12419	60	206	19

Name	Pins	Gms	Avg HDCP	
10 - Custom Sawmilling Lane 16 HDCP=181 Avg=921				
Jordan N. Franks	18485	90	205	20
Wally D. Fraker	11294	63	179	40
Brian G. Burrell	15043	81	185	36
Ernest R. Tebeau	15249	93	163	53
Phillip M. Baum JR	12488	66	189	32
Chris Drayton	3343	21	159	56
Richard C. Koontz JR	6187	39	158	57

Name	Pins	Gms	Avg HDCP	
12 - Four N One Lane 13 HDCP=219 Avg=874				
Cindy A. McCarthy	10481	72	145	68
John E. Gallagher	14999	87	172	46
Victor L. Parks	12701	69	184	36
Gene L. VanDeVelde	14824	81	183	37
Christopher J. Peace	17516	92	190	32
Nathan D. Lucas	7165	45	159	56

Name	Pins	Gms	Avg HDCP	
14 - Golden Care II Lane 11 HDCP=146 Avg=964				
Jacob B. Frost	14960	72	207	18
Chad Arnston	13499	78	173	45
Merle E. Trumbull	13690	75	182	38
Thomas K. Snyder	14668	78	188	33
Michael E. Frost	10705	50	214	12
Doug S. Trumbull	14569	72	202	22
Joey M. Jenkins	4541	24	189	32

Name	Pins	Gms	Avg HDCP	
16 - Dean's Team Lane 2 HDCP=218 Avg=875				
George A. Knauss JR	14666	90	162	54
Dean Gerkie	15211	93	163	53
Matthew Llanas	12736	66	192	30
Bob A. Morelan	12369	78	158	57
Steven D. Hoodlebrink	18614	93	200	24

Temporary Substitutes

Name	Pins	Gms	Avg HDCP	
Adam T. Anderson	1600	9	bk197	26
David A. Avery	564	3	bk192	30
David A. Birr	0	0	bk210	16
Deb L. Bockbrader	343	3	114	92
Robert Boltz	0	0	bk180	40
Loren M. Boos	1675	9	bk163	53
Ronnie L. Burks	3814	30	127	82
Armando B. Calderon	4246	21	202	22
Nico Calderon	8928	48	186	35
Charles N. Close	403	3	bk171	47
Isaiah M. Delafuente	0	0	bk151	63
Levi K. Dieterle	0	0	bk159	56
Brian M. Dimick	1977	9	bk209	16
Dylan Dohanos	2156	12	179	40
Nate A. Grames	1204	6	bk199	24
Tricia A. Green	1156	6	bk188	33
Jerry W. Holman	0	0	bk196	27
Ashley A. Iler	462	3	154	60
Natalie R. Jenkins	0	0	bk142	70
Lucas Jenne	736	3	bk206	19

Name	Pins	Gms	Avg HDCP	
Darold M. Junge	0	0	bk196	27
Elizabeth H. Junge	0	0	bk165	52
Blayne C. Keller	5568	30	185	36
Logan R. Keller	10916	57	191	31
Cheyenne E. Kolczynski	0	0	bk196	27
Richard E. Lambert	0	0	0	0
Esteban g. Llanas	1616	9	179	40
Robert G. Madrigel	0	0	bk146	67
Brian G. Melnek Jr.	543	3	bk191	31
John A. Powers	455	3	bk176	43
Rod E. Roth	0	0	bk184	36
Bernie P. Schneider	0	0	bk162	54
Scott A. Slater	560	3	bk189	32
Brian J. Stretchbery	0	0	bk170	48
Johnnie Sutton	420	3	140	72
Sofia R. Vargas-Lomeli	0	0	bk174	44
Kelly D. Wahl	8869	42	211	15
David B. Walter	0	0	bk192	30
Richard J. Yates Jr	4685	21	223	5
Juan A. Ybanes	0	0	bk224	4

Thursday 6:10 pm

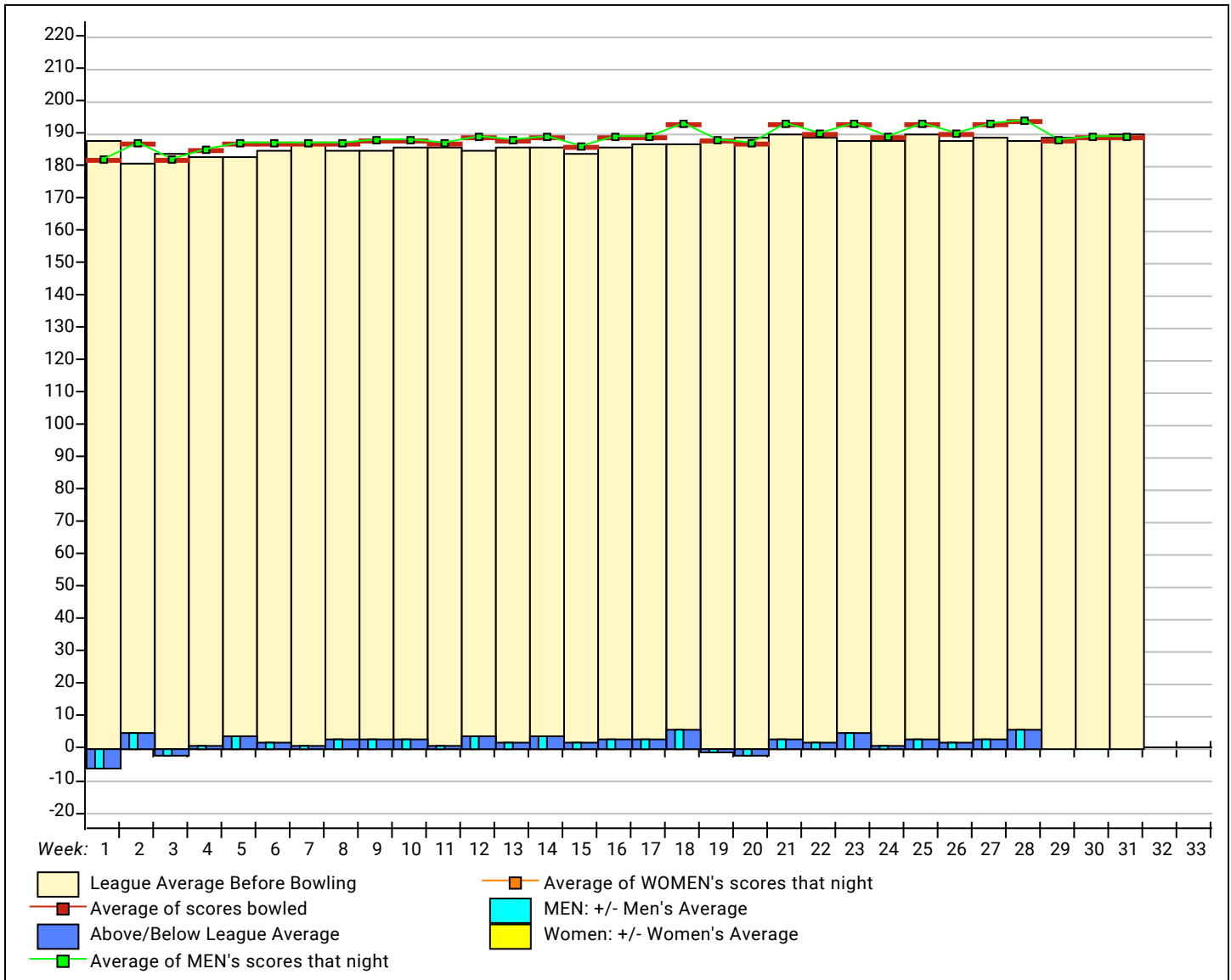
Al-Mar Lanes

Lanes 1 - 16

Lane Assignments

	<u>3-4</u>	<u>5-6</u>	<u>7-8</u>	<u>9-10</u>	<u>11-12</u>	<u>13-14</u>	<u>15-16</u>	<u>1-2</u>	
Wk32 04/25	5- 4	11- 3	8- 6	1- 2	14- 7	12- 15	9- 10	13- 16	<i>Manually assigned</i>
Wk33 05/02	1- 2	3- 4	5- 6	7- 8	9- 10	11- 12	13- 14	15- 16	<i>Manual Assignments No points</i>

League Average Week-by-Week



Bracket Payouts

Bowler	Lane	Br Set 1	Br Set 2	Refund	Winnings	Amt Paid	Balance Due	Paid
Allgire, Ryan	4	6.00	-	-	6.00	-	(3.00)	_____
Dingus, Dylan	10	90.00	60.00	-	150.00	-	105.00	_____
Farr, Mike	3	30.00	-	-	30.00	-	21.00	_____
Keller, Logan	14	15.00	-	-	15.00	-	3.00	_____
Kolk, Kris	13	63.00	24.00	-	87.00	-	51.00	_____
Melendrez, Pancha	13	18.00	-	-	18.00	-	(12.00)	_____
Naugle, Butch	5	6.00	-	-	6.00	-	(12.00)	_____
Naugle, Denver	6	12.00	-	-	12.00	-	3.00	_____
Parks, Vic	7	6.00	-	-	6.00	-	(9.00)	_____
Peace, Chris	7	15.00	-	-	15.00	-	(3.00)	_____
Trumbull, Doug	8	6.00	6.00	-	12.00	-	(6.00)	_____
Trumbull, Gene	8	42.00	-	-	42.00	-	18.00	_____
Waynick, Kyle	13	6.00	15.00	-	21.00	-	(3.00)	_____

Thursday 6:10 pm

Al-Mar Lanes

Lanes 1 - 16

\$3 Brackets - Handicap Bracket - Handicap

Game 1	Game 2	Game 3	
1_ Ln=8 h=45 193 Chad Arnston	206 Victor L. Parks		-- #1 -- ** Finished **
1_ Ln=7 h=36 229 Victor L. Parks		189 Ryan Allgire	
2_ Ln=6 h=56 199 Robert J. Bennett Jr	235 Ryan Allgire		
2_ Ln=4 h=27 286 Ryan Allgire		\$15 Dylan J. Dingus	
3_ Ln=6 h=20 200 Denver C. Naugle	189 Brian H. Close		
3_ Ln=14 h=12 226 Brian H. Close		\$6 Ryan Allgire	
4_ Ln=10 h=0 235 Dylan J. Dingus	278 Dylan J. Dingus		
4_ Ln=8 h=39 230 Merle E. Trumbull	247 Dylan J. Dingus		
<hr/>			
1_ Ln=13 h=30 230 Francisca Melendrez	286 Kris W. Kolk		
1_ Ln=13 h=8 242 Kris W. Kolk		219 Kris W. Kolk	
2_ Ln=4 h=40 200 Jeff E. Bockbrader	242 Christopher J. Peac		
2_ Ln=7 h=32 203 Christopher J. Peace		\$15 Michael Farr	
3_ Ln=3 h=56 226 Michael Farr	234 Michael Farr		
3_ Ln=11 h=16 181 Arie H. Wolfert		\$6 Kris W. Kolk	
4_ Ln=6 h=40 209 Julian K. Thomas	230 Michael Farr		
4_ Ln=7 h=37 244 Gene L. VanDeVelde	228 Gene L. VanDeVel		
<hr/>			
1_ Ln=1 h=53 241 Ernest R. Tebeau	202 Ernest R. Tebeau		-- #3 -- ** Finished **
1_ Ln=5 h=12 199 Gilbert R. Naugle		227 Merle E. Trumbull	
2_ Ln=8 h=39 230 Merle E. Trumbull	254 Merle E. Trumbull		
2_ Ln=7 h=32 203 Christopher J. Peace		\$15 Merle E. Trumbull	
3_ Ln=12 h=28 257 Jeremy A. Mitchell	179 Jeremy A. Mitchell		
3_ Ln=8 h=45 193 Chad Arnston		\$6 Francisca Melendrez	
4_ Ln=13 h=30 230 Francisca Melendrez	180 Francisca Melendrez		
4_ Ln=3 h=24 186 Bill L. Schumacher	216 Francisca Melendr		
<hr/>			
1_ Ln=7 h=37 244 Gene L. VanDeVelde	228 Gene L. VanDeVel		
1_ Ln=1 h=53 241 Ernest R. Tebeau		227 Merle E. Trumbull	
2_ Ln=8 h=39 230 Merle E. Trumbull	254 Merle E. Trumbull		
2_ Ln=13 h=30 230 Francisca Melendrez	216 Francisca Melendrez		
3_ Ln=14 h=8 193 Brad A. Simon	*** Lost the tie		
3_ Ln=3 h=43 223 Mark Burks	190 Mark Burks		
4_ Ln=14 h=32 236 Logan R. Keller	237 Logan R. Keller		
4_ Ln=7 h=32 203 Christopher J. Peace	227 Logan R. Keller		
<hr/>			

Thursday 6:10 pm

Al-Mar Lanes

Lanes 1 - 16

\$3 Brackets - Handicap Bracket - Handicap

Game 1	Game 2	Game 3	
1_ Ln=10 h=0 235 <i>Dylan J. Dingus</i>	235 <i>Ryan Allgire</i>		-- #5 -- ** Finished **
1_ Ln=4 h=27 286 Ryan Allgire		206 Christopher J. Pea	
2_ Ln=7 h=32 203 Christopher J. Peace	242 Christopher J. Pea		\$15 Christopher J. Peace \$6 Francisca Melendrez
2_ Ln=8 h=45 193 <i>Chad Arnston</i>		180 <i>Francisca Melendre</i>	
3_ Ln=4 h=71 185 <i>Aaron Baker</i>	214 <i>Gilbert R. Naugle</i>		
3_ Ln=5 h=12 199 Gilbert R. Naugle		216 Francisca Melendr	
4_ Ln=13 h=30 230 Francisca Melendrez			
4_ Ln=14 h=19 187 <i>Adam F. Dilsaver</i>			
<hr/>			
1_ Ln=7 h=36 229 <i>Victor L. Parks</i>	247 Dylan J. Dingus		-- #6 -- ** Finished **
1_ Ln=10 h=0 235 Dylan J. Dingus		278 Dylan J. Dingus	
2_ Ln=4 h=27 286 Ryan Allgire	235 <i>Ryan Allgire</i>		\$15 Dylan J. Dingus \$6 Denver C. Naugle
2_ Ln=13 h=30 230 <i>Francisca Melendrez</i>		244 <i>Denver C. Naugle</i>	
3_ Ln=11 h=16 181 <i>Arie H. Wolfert</i>	230 Denver C. Naugle		
3_ Ln=6 h=20 200 Denver C. Naugle		227 <i>Logan R. Keller</i>	
4_ Ln=3 h=24 186 <i>Bill L. Schumacher</i>			
4_ Ln=14 h=32 236 Logan R. Keller			
<hr/>			
1_ Ln=8 h=33 225 <i>Thomas K. Snyder</i>	206 <i>Ryan R. Spangenberg</i>		-- #7 -- ** Finished **
1_ Ln=11 h=21 270 Ryan R. Spangenberg		278 Dylan J. Dingus	
2_ Ln=7 h=32 203 <i>Christopher J. Peace</i>	247 Dylan J. Dingus		\$15 Dylan J. Dingus \$6 Doug S. Trumbull
2_ Ln=10 h=0 235 Dylan J. Dingus		244 <i>Doug S. Trumbull</i>	
3_ Ln=13 h=30 230 <i>Francisca Melendrez</i>	227 <i>Logan R. Keller</i>		
3_ Ln=14 h=32 236 Logan R. Keller		237 Doug S. Trumbull	
4_ Ln=4 h=71 185 <i>Aaron Baker</i>			
4_ Ln=8 h=23 221 Doug S. Trumbull			
<hr/>			
1_ Ln=11 h=21 270 Ryan R. Spangenberg	206 <i>Ryan R. Spangenberg</i>		-- #8 -- ** Finished **
1_ Ln=10 h=0 235 <i>Dylan J. Dingus</i>		198 <i>Gilbert R. Naugle</i>	
2_ Ln=5 h=12 199 Gilbert R. Naugle	214 Gilbert R. Naugle		\$15 Kris W. Kolk \$6 Gilbert R. Naugle
2_ Ln=6 h=28 173 <i>Craig Yarger</i>		219 Kris W. Kolk	
3_ Ln=13 h=30 230 Francisca Melendrez	216 <i>Francisca Melendre</i>		
3_ Ln=3 h=43 223 <i>Mark Burks</i>			
4_ Ln=13 h=8 242 Kris W. Kolk			
4_ Ln=6 h=56 199 <i>Robert J. Bennett Jr</i>	286 Kris W. Kolk		

Thursday 6:10 pm

Al-Mar Lanes

Lanes 1 - 16

\$3 Brackets - Handicap Bracket - Handicap

Game 1	Game 2	Game 3	
1_ Ln=13 h=8 242 Kris W. Kolk	206 Ryan R. Spangenb		-- #9 -- ** Finished **
1_ Ln=11 h=21 270 Ryan R. Spangenberg		226 Kyle W. Waynick	
2_ Ln=13 h=1 243 Kyle W. Waynick	211 Kyle W. Waynick		\$15 Dylan J. Dingus \$6 Kyle W. Waynick
2_ Ln=14 h=12 226 Brian H. Close			
3_ Ln=8 h=39 230 Merle E. Trumbull	179 Jeremy A. Mitchell		278 Dylan J. Dingus
3_ Ln=12 h=28 257 Jeremy A. Mitchell			
4_ Ln=6 h=40 209 Julian K. Thomas	247 Dylan J. Dingus		
4_ Ln=10 h=0 235 Dylan J. Dingus			
<hr/>			
1_ Ln=3 h=24 186 Bill L. Schumacher	179 Jeremy A. Mitchell		-- #10 -- ** Finished **
1_ Ln=12 h=28 257 Jeremy A. Mitchell		192 Victor L. Parks	
2_ Ln=4 h=40 200 Jeff E. Bockbrader	206 Victor L. Parks		\$15 Kris W. Kolk \$6 Victor L. Parks
2_ Ln=7 h=36 229 Victor L. Parks			
3_ Ln=3 h=56 226 Michael Farr	234 Michael Farr		219 Kris W. Kolk
3_ Ln=4 h=71 185 Aaron Baker			
4_ Ln=10 h=0 235 Dylan J. Dingus	286 Kris W. Kolk		
4_ Ln=13 h=8 242 Kris W. Kolk			
<hr/>			
1_ Ln=8 h=39 230 Merle E. Trumbull	206 Ryan R. Spangenb		-- #11 -- ** Finished **
1_ Ln=11 h=21 270 Ryan R. Spangenberg		219 Kris W. Kolk	
2_ Ln=13 h=8 242 Kris W. Kolk	286 Kris W. Kolk		\$15 Dylan J. Dingus \$6 Kris W. Kolk
2_ Ln=8 h=33 225 Thomas K. Snyder			
3_ Ln=4 h=40 200 Jeff E. Bockbrader	247 Dylan J. Dingus		278 Dylan J. Dingus
3_ Ln=10 h=0 235 Dylan J. Dingus			
4_ Ln=13 h=1 243 Kyle W. Waynick	228 Gene L. VanDeVel		
4_ Ln=7 h=37 244 Gene L. VanDeVelde			
<hr/>			
1_ Ln=13 h=30 230 Francisca Melendrez	216 Francisca Melendre		-- #12 -- ** Finished **
1_ Ln=7 h=32 203 Christopher J. Peace		227 Merle E. Trumbull	
2_ Ln=8 h=39 230 Merle E. Trumbull	254 Merle E. Trumbull		\$15 Michael Farr \$6 Merle E. Trumbull
2_ Ln=4 h=40 200 Jeff E. Bockbrader			
3_ Ln=14 h=19 187 Adam F. Dilsaver	178 Brad A. Simon		230 Michael Farr
3_ Ln=14 h=8 193 Brad A. Simon			
4_ Ln=3 h=56 226 Michael Farr	234 Michael Farr		
4_ Ln=6 h=28 173 Craig Yarger			

Thursday 6:10 pm

Al-Mar Lanes

Lanes 1 - 16

\$3 Brackets - Handicap Bracket - Handicap

Game 1	Game 2	Game 3	
1_ Ln=10 h=0 235 Dylan J. Dingus	247 Dylan J. Dingus		-- #13 -- ** Finished **
1_ Ln=13 h=30 <i>230 Francisca Melendrez</i>		278 Dylan J. Dingus	
2_ Ln=14 h=32 236 Logan R. Keller	<i>227 Logan R. Keller</i>		\$15 Dylan J. Dingus \$6 Denver C. Naugle
2_ Ln=7 h=36 <i>229 Victor L. Parks</i>			
3_ Ln=13 h=1 243 Kyle W. Waynick	<i>211 Kyle W. Waynick</i>		
3_ Ln=14 h=19 <i>187 Adam F. Dilsaver</i>		<i>244 Denver C. Naugle</i>	
4_ Ln=14 h=8 <i>193 Brad A. Simon</i>	230 Denver C. Naugle		
4_ Ln=6 h=20 200 Denver C. Naugle			
<hr/>			
1_ Ln=8 h=33 <i>225 Thomas K. Snyder</i>	<i>247 Dylan J. Dingus</i>		-- #14 -- ** Finished **
1_ Ln=10 h=0 235 Dylan J. Dingus		<i>219 Kris W. Kolk</i>	
2_ Ln=13 h=8 242 Kris W. Kolk	286 Kris W. Kolk		\$15 Merle E. Trumbull \$6 Kris W. Kolk
2_ Ln=6 h=40 <i>209 Julian K. Thomas</i>			
3_ Ln=1 h=53 241 Ernest R. Tebeau	<i>202 Ernest R. Tebeau</i>		
3_ Ln=8 h=23 <i>221 Doug S. Trumbull</i>		227 Merle E. Trumbull	
4_ Ln=8 h=39 230 Merle E. Trumbull	254 Merle E. Trumbull		
4_ Ln=7 h=36 <i>229 Victor L. Parks</i>			
<hr/>			
1_ Ln=8 h=39 <i>230 Merle E. Trumbull</i>	286 Kris W. Kolk		-- #15 -- ** Finished **
1_ Ln=13 h=8 242 Kris W. Kolk		219 Kris W. Kolk	
2_ Ln=3 h=43 223 Mark Burks	<i>190 Mark Burks</i>		\$15 Kris W. Kolk \$6 Francisca Melendrez
2_ Ln=6 h=56 <i>199 Robert J. Bennett Jr</i>			
3_ Ln=14 h=12 226 Brian H. Close	<i>189 Brian H. Close</i>		
3_ Ln=8 h=23 <i>221 Doug S. Trumbull</i>		<i>180 Francisca Melendre</i>	
4_ Ln=8 h=45 <i>193 Chad Arnston</i>	216 Francisca Melendr		
4_ Ln=13 h=30 230 Francisca Melendrez			

Thursday 6:10 pm

Al-Mar Lanes

Lanes 1 - 16

\$3 Brackets - Scratch Bracket - Scratch

Game 1		Game 2		Game 3		
1_Lane 14	214 Brian H. Close	247	Dylan J. Dingus	278	Dylan J. Dingus	-- #1 -- ** Finished **
1_Lane 10	235 Dylan J. Dingus					
2_Lane 13	242 Kyle W. Waynick	210	Kyle W. Waynick			\$15 Dylan J. Dingus \$6 Kris W. Kolk
2_Lane 3	162 Bill L. Schumacher					
3_Lane 11	165 Arie H. Wolfert	202	Gilbert R. Naugle	211	Kris W. Kolk	
3_Lane 5	187 Gilbert R. Naugle					
4_Lane 14	185 Brad A. Simon	278	Kris W. Kolk			
4_Lane 13	234 Kris W. Kolk					
1_Lane 13	242 Kyle W. Waynick	210	Kyle W. Waynick	225	Kyle W. Waynick	-- #2 -- ** Finished **
1_Lane 9	195 Kirk D. Starkey					
2_Lane 14	185 Brad A. Simon	202	Gilbert R. Naugle			\$15 Kyle W. Waynick \$6 Kris W. Kolk
2_Lane 5	187 Gilbert R. Naugle					
3_Lane 13	234 Kris W. Kolk	278	Kris W. Kolk	211	Kris W. Kolk	
3_Lane 14	168 Adam F. Dilsaver					
4_Lane 8	198 Doug S. Trumbull	247	Dylan J. Dingus			
4_Lane 10	235 Dylan J. Dingus					
1_Lane 14	214 Brian H. Close	177	Brian H. Close	221	Doug S. Trumbull	-- #3 -- ** Finished **
1_Lane 14	168 Adam F. Dilsaver					
2_Lane 11	165 Arie H. Wolfert	214	Doug S. Trumbull			\$15 Dylan J. Dingus \$6 Doug S. Trumbull
2_Lane 8	198 Doug S. Trumbull					
3_Lane 10	235 Dylan J. Dingus	247	Dylan J. Dingus	278	Dylan J. Dingus	
3_Lane 13	234 Kris W. Kolk					
4_Lane 14	185 Brad A. Simon	210	Kyle W. Waynick			
4_Lane 13	242 Kyle W. Waynick					
1_Lane 10	235 Dylan J. Dingus	247	Dylan J. Dingus	278	Dylan J. Dingus	-- #4 -- ** Finished **
1_Lane 14	168 Adam F. Dilsaver					
2_Lane 5	187 Gilbert R. Naugle	210	Kyle W. Waynick			\$15 Dylan J. Dingus \$6 Kris W. Kolk
2_Lane 13	242 Kyle W. Waynick					
3_Lane 9	195 Kirk D. Starkey	202	Kirk D. Starkey	211	Kris W. Kolk	
3_Lane 3	162 Bill L. Schumacher					
4_Lane 14	214 Brian H. Close	278	Kris W. Kolk			
4_Lane 13	234 Kris W. Kolk					

Thursday 6:10 pm

Al-Mar Lanes

Lanes 1 - 16

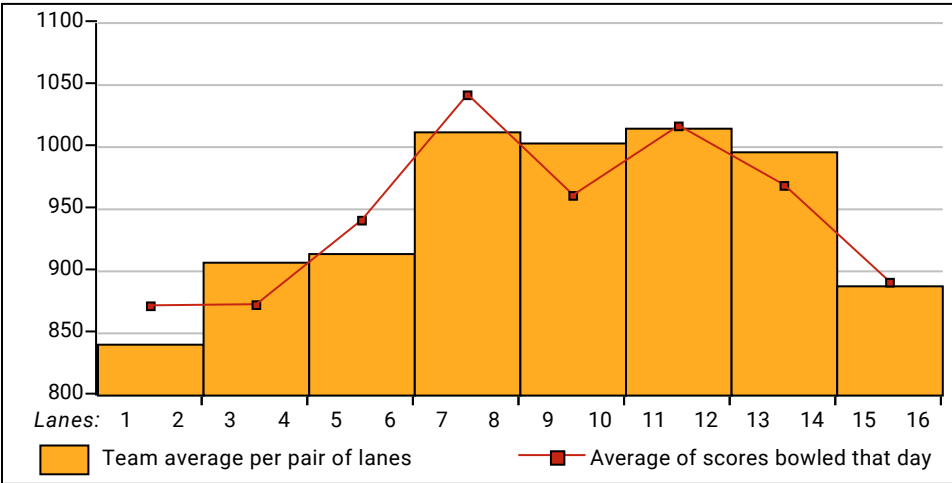
\$3 Brackets - Scratch Bracket - Scratch

Game 1	Game 2	Game 3	
1_ Lane 13 234 Kris W. Kolk	278 Kris W. Kolk		-- #5 -- ** Finished **
1_ Lane 3 162 <i>Bill L. Schumacher</i>		211 <i>Kris W. Kolk</i>	
2_ Lane 13 242 Kyle W. Waynick	210 <i>Kyle W. Waynick</i>		\$15 Dylan J. Dingus
2_ Lane 14 168 <i>Adam F. Dilsaver</i>			
3_ Lane 8 198 <i>Doug S. Trumbull</i>	177 <i>Brian H. Close</i>		\$6 Kris W. Kolk
3_ Lane 14 214 Brian H. Close		278 Dylan J. Dingus	
4_ Lane 14 185 <i>Brad A. Simon</i>			
4_ Lane 10 235 Dylan J. Dingus	247 Dylan J. Dingus		

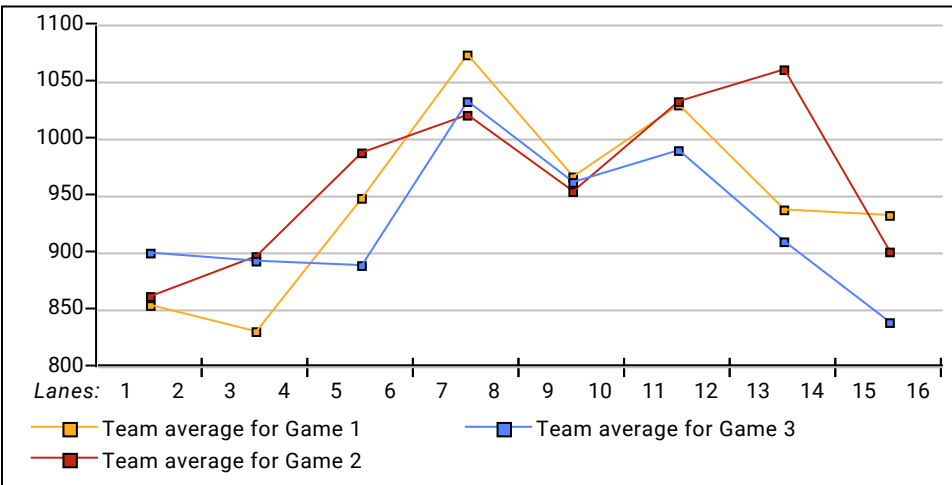
This Week's Statistics

	<u>Men</u>
How many people bowled	77
Number of games bowled	231
Actual average of week's scores	189.37
How many games above average	114
How many games below average	116
Pins above/below average per game	0.01
How many people raised average	32
by this amount	0.59
How many people went down	45
by this amount	-0.46
League average before bowling	189.85
League average after bowling	189.83
Change in league average	-0.03
800s	--
775s	--
750s	1
725s	1
700s	1
675s	3
650s	3
625s	7
600s	10
575s	15
550s	6
525s	8
500s	7
475s	8
450s	3
425s	2
400s	1
below 400	1
300s	--
275s	3
250s	6
225s	27
200s	52
175s	60
150s	53
125s	26
100s	3
below 100	1

Team Average vs Avg of Scores



Average of Scores for Each Game



Amount Over/Under Team Average

