

Wednesday 6:00 pm

Al-Mar Lanes

Lanes 1 - 16

Team Standings In Each Division

Place	Team Name	Points Won	Points Lost	Team Avg	HDCP	Pins + HDCP	Place	Team Name	Points Won	Points Lost	Team Avg	HDCP	Pins + HDCP
<i>East</i>						<i>West</i>							
1	Jaybird's	7	0	1019	103	104361	1	Speedex	7	0	865	226	101847
2	Gear Up Sportswear	5	2	1083	51	105432	2	Al Smith Chrysler	7	0	852	236	101758
3	Rick's Carryout	5	2	992	125	104861	3	Thayer Ford-Nissan	5	2	963	147	103598
4	Or's Sunoco	5	2	948	159	103522	4	CJ's Sports Bar	5	2	941	166	102836
5	900 Global	2	5	1069	64	105191	5	Palmer Brothers Concrete	2	5	755	314	100567
6	Burns Brew House	2	5	988	129	103433	6	Gerdeman Insurance	2	5	795	282	100533
7	Al-Mar Pro Shop	2	5	973	139	102849	7	Thayer Chevrolet	0	7	956	154	102511
8	RMF Nooter	0	7	957	152	103007	8	Fireballers	0	7	889	207	101977

Season High Scores

Scratch Game	1247	Gear Up Sportswear	1239	900 Global	1209	Jaybird's	1196	Burns Brew House
Scratch Series	3539	900 Global	3483	Gear Up Sportswear	3343	Al-Mar Pro Shop	3320	Burns Brew House
Handicap Game	1322	900 Global	1316	Jaybird's	1311	Rick's Carryout	1307	Thayer Ford-Nissan
Handicap Series	3788	900 Global	3684	Or's Sunoco	3657	Gear Up Sportswear	3641	Thayer Ford-Nissan
Scratch Game	300	James Alfaro	300	Kirk Starkey	300	Kyle Waynick	300	Juan Ybanes
Scratch Series	814	Robert Kominek	787	Rick Stevenson	780	Jeff Piekarczywski	777	Lucas Jenne
Handicap Game	329	James Alfaro	325	Kirk Starkey	320	Jeff Muir	319	Shad King
Handicap Series	852	Shad King	852	Scott Slater	845	Jack Spoores	844	Robert Kominek

Last Week's Top Scores

Scratch Game	1116	Rick's Carryout	1112	900 Global	1100	Gear Up Sportswear	1056	Jaybird's
Scratch Series	3314	900 Global	3181	Gear Up Sportswear	3133	Rick's Carryout	3104	Jaybird's
Handicap Game	1243	Rick's Carryout	1223	Speedex	1186	Palmer Brothers Concr	1185	Thayer Ford-Nissan
Handicap Series	3594	Speedex	3514	Rick's Carryout	3510	Thayer Ford-Nissan	3509	900 Global
Scratch Game	275	James Alfaro	267	Jack Spoores	259	Nathaniel Henschen	259	Shad King
Scratch Series	259	Kyle Waynick	258	Robert Kominek	258	Juan Ybanes	253	Donald Genalo
Handicap Game	738	Kyle Waynick	701	Stephen Cole	701	Jack Spoores	700	Robert Kominek
Handicap Series	697	Gilbert Naugle	687	James Alfaro	687	Donald Genalo	680	Nathaniel Henschen
Scratch Game	315	Jack Spoores	290	James Alfaro	282	Nate Kerr	282	Shad King
Scratch Series	281	Nathaniel Henschen	278	Cody Culver	272	Stephen Cole	270	James Darby
Handicap Game	845	Jack Spoores	782	Stephen Cole	751	Gilbert Naugle	750	Mallory Fritz
Handicap Series	750	Kyle Waynick	746	Nathaniel Henschen	744	Cody Culver	732	James Alfaro

Individual High Averages

229.44	Eric Hamilton	225.51	Kyle Waynick	221.96	Robert Kominek	221.44	Jeff Piekarczywski	219.37	Richard Yates Jr
--------	---------------	--------	--------------	--------	----------------	--------	--------------------	--------	------------------

Most Improved Average

136 to 161.67 = +25.67	Ramsey Slater	203 to 215.86 = +12.86	Eric Williams	185 to 196.68 = +11.68	Rodney Ridgway
------------------------	---------------	------------------------	---------------	------------------------	----------------

Team Rosters

Name	Pins	Gms	Avg	HDCP	Name	Pins	Gms	Avg	HDCP
1 - 900 Global Lane 6 HDCP=64 Avg=1069					2 - Gear Up Sportswear Lane 8 HDCP=51 Avg=1083				
Robert J. Kominek	15315	69	221	7	David B. Walter	5739	28	204	20
Blaine S. Patrick	16822	84	200	24	Rick A. Stevenson	12181	57	213	13
David C. Dohanos	17326	84	206	19	Jeff A. Piekarczywski	19930	90	221	7
Juan A. Ybanes	16938	78	217	10	Tawonne M. Lawson	19023	88	216	11
Kyle W. Waynick	20972	93	225	4	Eric D. Hamilton	21338	93	229	0
3 - Thayer Ford-Nissan Lane 10 HDCP=147 Avg=963					4 - Burns Brew House Lane 5 HDCP=129 Avg=988				
Ron L. Steinman JR	18286	84	217	10	Rodney R. Ridgway	17111	87	196	27
Cody S. Culver	15068	84	179	40	John C. Wedge	7970	45	177	42
James R. Lowry	16909	93	181	39	Eric D. Williams	16837	78	215	12
Gene L. VanDeVelde	13949	78	178	41	Kirk D. Starkey	15667	78	200	24
Gilbert R. Naugle	18769	90	208	17	Ronny J. Ramsey	7806	39	200	24
					Robin L. Starkey	5773	30	192	30
					Mark D. Bowen	17011	84	202	22

Wednesday 6:00 pm

Al-Mar Lanes

Lanes 1 - 16

Name	Pins	Gms	Avg HDCP	
5 - Al-Mar Pro Shop Lane 2 HDCP=139 Avg=973				
Nick Jenne	9645	69	139	72
Nathaniel D. Henschen	15235	75	203	21
Lucas Jenne	19322	93	207	18
Kurt D. Wood	15751	75	210	16
Ken North	19941	93	214	12
Chris J. Lindquist	4898	24	204	20

Name	Pins	Gms	Avg HDCP	
7 - Al Smith Chrysler Lane 9 HDCP=236 Avg=852				
Timothy S. Neiling	14442	87	166	51
Jim L. Smith	12627	84	150	64
John A. Powers	13255	78	169	48
Eric L. Slater	17564	93	188	33
Scott A. Slater	12955	72	179	40
Timothy R. Barnhisel	7606	42	181	39
Ramsey S. Slater	485	3	bk136	75

Name	Pins	Gms	Avg HDCP	
9 - Rick's Carryout Lane 7 HDCP=125 Avg=992				
Mallory J. Fritz	16230	84	193	29
Shad F. King	14530	72	201	23
Maryann Dimick	16656	90	185	36
Brian M. Dimick	16964	84	201	23
James J. Alfaro	18868	89	212	14
Linda J. Alfaro	6140	33	186	35

Name	Pins	Gms	Avg HDCP	
11 - Thayer Chevrolet Lane 11 HDCP=154 Avg=956				
Tricia A. Green	16067	82	195	28
Anthony R. Haney	15602	78	200	24
Jake Trumbull	12191	77	158	57
Denise Miller	15897	81	196	27
Blake A. Niemiec	11842	57	207	18
Devin M. Taylor	2231	15	148	65

Name	Pins	Gms	Avg HDCP	
13 - Speedex Lane 13 HDCP=226 Avg=865				
Jeff S. Muir	14082	84	167	50
Bob G. Potter	13707	90	152	62
Jack W. Whitacre	3417	24	142	70
William P. Kale	5756	30	191	31
Donald E. Genalo	17263	81	213	13
Keith E. Whitacre	8392	45	186	35
Jack Spoores	12955	75	172	46
Jim Russell	5566	33	168	49

Name	Pins	Gms	Avg HDCP	
15 - Gerdeman Insurance Lane 15 HDCP=282 Avg=795				
Scott E. Brown	14585	87	167	50
Becky J. Lee	11709	87	134	76
Gary A. Luken	15407	90	171	47
Robert L. Miller	13101	84	155	60
Steve J. Herber	13144	78	168	49
Lucas A. Kiel	1339	9	bk151	63

Name	Pins	Gms	Avg HDCP	
6 - Jaybird's Lane 4 HDCP=103 Avg=1019				
Jerry W. Holman	15313	75	204	20
Nate D. Kerr	15037	81	185	36
Noah E. Wagner	17236	84	205	20
Kyle J. Echelberry	17372	84	206	19
Richard J. Yates Jr	20401	93	219	8
Alex M. Wagner	6469	33	196	27
Robert Jr R. Schumacher	542	3	bk213	13

Name	Pins	Gms	Avg HDCP	
8 - Fireballers Lane 16 HDCP=207 Avg=889				
Travis E. Berres	16595	90	184	36
Jeffery A. Griffith	13445	84	160	56
Amber N. Dewitt	9660	59	163	53
Mike D. Kurfess	13270	71	186	35
Jon A. Zinn	18304	93	196	27
Geoff C. Springstead	8615	42	205	20

Name	Pins	Gms	Avg HDCP	
10 - RMF Nooter Lane 1 HDCP=152 Avg=957				
David A. Birr	17650	87	202	22
Tim Henneman	14422	78	184	36
Virgil R. Baird	15700	81	193	29
Paul Schmidt	15015	87	172	46
Andrew C. Schmidt	18594	90	206	19
Matt A. Aumiller	1451	9	bk188	33
Adam L. Fear	4246	21	202	22

Name	Pins	Gms	Avg HDCP	
12 - Or's Sunoco Lane 3 HDCP=159 Avg=948				
Victor L. Parks	13709	77	178	41
Brian M. Ruemmele	15470	90	171	47
Cailyn S. Overhulse	14885	81	183	37
Bill L. Schumacher	18253	90	202	22
Paul R. Overhulse	19285	90	214	12
Justin M. Overhulse	1147	6	191	31

Name	Pins	Gms	Avg HDCP	
14 - CJ's Sports Bar Lane 14 HDCP=166 Avg=941				
Austin K. Cover	11219	59	190	32
Jordan M. Suess	16947	90	188	33
Doug S. Trumbull	14759	75	196	27
Charles F. Hopple	13122	77	170	48
Stephen H. Cole	17002	86	197	26
Merle E. Trumbull	4941	27	183	37

Name	Pins	Gms	Avg HDCP	
16 - Palmer Brothers Concrete Lane 12 HDCP=314 Avg=755				
James P. Darby	15043	90	167	50
Karl A. Schnapp	7155	45	159	56
Tiffany L. Hoffman	8095	66	122	86
Bob Jenne	14008	93	150	64
Ed A. Hoffman	14633	93	157	58
Leah K. Jenne	11417	72	158	57

Temporary Substitutes

Name	Pins	Gms	Avg HDCP	
Chad Arnston	547	3	bk171	47
Casandra L. Aumiller	0	0	bk165	52
Richard E. Campbell	5232	30	174	44
Adam F. Dilsaver	1240	6	bk211	15
Dylan Dohanos	4991	27	184	36
Kirby J. Freeman	0	0	bk199	24
Logan A. Gunter	1544	9	171	47
Wally E. Hardin	615	3	205	20
Mickey Higham	0	0	bk207	18
Dan L. Hines	0	0	bk155	60
Shannon Ingram III	1333	6	222	6
Bruce M. Lindquist	4436	24	184	36

Name	Pins	Gms	Avg HDCP	
Ronald W. May	0	0	bk189	32
Cindy A. McCarthy	398	3	bk141	71
Kelly L. Miller	3184	18	176	43
Jeremy A. Mitchell	1932	9	bk195	28
Brian C. Orth	1232	6	205	20
Carolyn Overhulse	421	3	140	72
Jimmie Palmer	1556	9	bk184	36
James A. Pixley Jr	468	3	156	59
Rich Reno	1190	6	198	25
Fred E. Riggs	0	0	bk163	53
Brad A. Simon	670	3	bk211	15
Corbin R. Trumbull	353	3	117	90

American 2023-24

Wednesday 6:00 pm

Al-Mar Lanes

Lanes 1 - 16

Name	Pins	Gms	Avg HDCP		Name	Pins	Gms	Avg HDCP	
Heidi J. Trumbull	6270	39	160	56	David B. Walter	6335	30	211	15
Timm M. Tucker	366	3	bk131	79	Tasha Wood	1371	9	bk145	68
Zeke P. Varella	0	0	bk176	43	Craig Yarger	677	3	bk194	28
Kelly D. Wahl	1720	9	bk209	16					

Lane Assignments

	3-4	5-6	7-8	9-10	11-12	13-14	15-16	1-2	
Today	12- 6	4- 1	9- 2	7- 3	11- 16	13- 14	15- 8	10- 5	<i>Manually assigned</i>
Next Week	1- 2	3- 4	5- 6	7- 8	9- 10	11- 12	13- 14	15- 16	<i>Manual Assignments</i>

Bracket Payouts

Bowler	Lane	Br Set 1	Br Set 2	Refund	Winnings	Amt Paid	Balance Due	Paid
Cole, Harley	3	60.00	-	-	60.00	-	45.00	_____
Henschen, Nate	14	42.00	-	-	42.00	-	24.00	_____
King, Shooter	12	15.00	6.00	-	21.00	-	(24.00)	_____
Naugle, Butch	7	15.00	-	-	15.00	-	(3.00)	_____
Overhulse, Cailyn	13	6.00	-	-	6.00	-	3.00	_____
Powers, John	5	6.00	-	-	6.00	-	(9.00)	_____
Schumacher, Bill	13	12.00	-	-	12.00	-	(6.00)	_____
Studebaker, Ryan	9	12.00	12.00	-	24.00	-	-	_____
Trumbull, Doug	3	6.00	-	-	6.00	-	(12.00)	_____
VanDeVelde, Gene	7	6.00	-	-	6.00	-	(3.00)	_____
Wagner, Noah	15	15.00	-	-	15.00	-	(15.00)	_____
Waynick, Kyle	11	15.00	60.00	-	75.00	-	51.00	_____
Yates Jr, Richard	15	-	6.00	-	6.00	-	(15.00)	_____

\$3 Brackets - 8 person 3 game - Handicap

Game 1	Game 2	Game 3	
1_ Ln=3 h=26 221 Doug S. Trumbull	217 Doug S. Trumbull		-- #1 -- ** Finished **
1_ Ln=12 h=15 189 <i>James J. Alfaro</i>		196 <i>Doug S. Trumbull</i>	
2_ Ln=12 h=23 203 <i>Shad F. King</i>	215 <i>Jon A. Zinn</i>		
2_ Ln=2 h=26 212 Jon A. Zinn			
3_ Ln=14 h=22 246 Nathaniel D. Henschen	281 Nathaniel D. Hencs		
3_ Ln=14 h=18 199 <i>Chris J. Lindquist</i>		219 Nathaniel D. Hencs	
4_ Ln=15 h=20 234 <i>Noah E. Wagner</i>	227 <i>Gilbert R. Naugle</i>		\$15 Nathaniel D. Henschen
4_ Ln=7 h=18 259 Gilbert R. Naugle			\$6 Doug S. Trumbull
1_ Ln=13 h=37 242 Cailyn S. Overhulse	231 Cailyn S. Overhuls		-- #2 -- ** Finished **
1_ Ln=11 h=19 188 <i>David C. Dohanos</i>		206 <i>Cailyn S. Overhulse</i>	
2_ Ln=7 h=40 221 Gene L. VanDeVelde	217 <i>Gene L. VanDeVel</i>		
2_ Ln=12 h=15 189 <i>James J. Alfaro</i>			
3_ Ln=14 h=18 199 <i>Chris J. Lindquist</i>	251 <i>Stephen H. Cole</i>		
3_ Ln=3 h=27 272 Stephen H. Cole		224 Shad F. King	
4_ Ln=5 h=33 201 <i>Eric L. Slater</i>	282 Shad F. King		\$15 Shad F. King
4_ Ln=12 h=23 203 Shad F. King			\$6 Cailyn S. Overhulse

Wednesday 6:00 pm

Al-Mar Lanes

Lanes 1 - 16

\$3 Brackets - 8 person 3 game - Handicap

Game 1	Game 2	Game 3	
1 Ln=14 h=22 246 Nathaniel D. Henschen	281 Nathaniel D. Hensc		-- #3 -- ** Finished **
1 Ln=9 h=14 240 <i>Ryan K. Studebaker</i>		219 <i>Nathaniel D. Hensc</i>	
2 Ln=12 h=15 189 <i>James J. Alfaro</i>	249 <i>James R. Lowry</i>		\$15 Noah E. Wagner \$6 Nathaniel D. Henschen
2 Ln=7 h=39 227 James R. Lowry		236 Noah E. Wagner	
3 Ln=12 h=23 203 <i>Shad F. King</i>	220 <i>Robert J. Kominek</i>		-- #4 -- Working on game 1
3 Ln=11 h=7 236 Robert J. Kominek		236 Noah E. Wagner	
4 Ln=2 h=26 212 <i>Jon A. Zinn</i>	223 Noah E. Wagner		-- #5 -- Working on game 1
4 Ln=15 h=20 234 Noah E. Wagner			
1 Ln=13 h=12 257 Paul R. Overhulse	199 <i>Paul R. Overhulse</i>		-- #6 -- ** Finished **
1 Ln=12 h=15 189 <i>James J. Alfaro</i>		236 <i>Noah E. Wagner</i>	
2 Ln=5 h=33 201 <i>Eric L. Slater</i>	223 Noah E. Wagner		-- #5 -- Working on game 1
2 Ln=15 h=20 234 Noah E. Wagner			
3 Ln=9 h=20 _____ <i>David B. Walter</i>			-- #6 -- ** Finished **
3 Ln=14 h=22 246 <i>Nathaniel D. Henschen</i>			
4 Ln=7 h=39 227 James R. Lowry	249 <i>James R. Lowry</i>		-- #5 -- Working on game 1
4 Ln=12 h=23 203 <i>Shad F. King</i>			
1 Ln=12 h=15 189 <i>James J. Alfaro</i>	248 Ryan K. Studebake		-- #5 -- Working on game 1
1 Ln=9 h=14 240 Ryan K. Studebaker		207 <i>Ryan K. Studebake</i>	
2 Ln=15 h=20 234 Noah E. Wagner	223 <i>Noah E. Wagner</i>		-- #6 -- ** Finished **
2 Ln=7 h=40 221 <i>Gene L. VanDeVelde</i>			
3 Ln=12 h=23 203 <i>Shad F. King</i>			-- #5 -- Working on game 1
3 Ln=9 h=20 _____ <i>David B. Walter</i>			
4 Ln=5 h=48 210 <i>John A. Powers</i>	281 <i>Nathaniel D. Hensc</i>		-- #6 -- ** Finished **
4 Ln=14 h=22 246 Nathaniel D. Henschen			
1 Ln=2 h=53 243 <i>Amber N. Dewitt</i>	251 Stephen H. Cole		-- #6 -- ** Finished **
1 Ln=3 h=27 272 Stephen H. Cole		259 Stephen H. Cole	
2 Ln=12 h=23 203 <i>Shad F. King</i>	225 <i>John A. Powers</i>		\$15 Stephen H. Cole \$6 Ryan K. Studebaker
2 Ln=5 h=48 210 John A. Powers		207 <i>Ryan K. Studebake</i>	
3 Ln=11 h=19 188 <i>David C. Dohanos</i>	248 Ryan K. Studebake		-- #6 -- ** Finished **
3 Ln=9 h=14 240 Ryan K. Studebaker		207 <i>Ryan K. Studebake</i>	
4 Ln=11 h=4 260 Kyle W. Waynick	227 <i>Kyle W. Waynick</i>		-- #6 -- ** Finished **
4 Ln=15 h=20 234 <i>Noah E. Wagner</i>			

\$3 Brackets - 8 person 3 game - Handicap

Game 1	Game 2	Game 3	
1 Ln=14 h=22 246 Nathaniel D. Henschen	281 Nathaniel D. Hensc	219 Nathaniel D. Hensc	-- #7 -- ** Finished **
1 Ln=5 h=33 201 Eric L. Slater			
2 Ln=13 h=22 216 Bill L. Schumacher	242 Bill L. Schumacher		\$15 Nathaniel D. Henschen \$6 Ryan K. Studebaker
2 Ln=12 h=15 189 James J. Alfaro			
3 Ln=7 h=18 259 Gilbert R. Naugle	227 Gilbert R. Naugle	207 Ryan K. Studebake	
3 Ln=11 h=19 188 David C. Dohanos			
4 Ln=9 h=14 240 Ryan K. Studebaker	248 Ryan K. Studebake		
4 Ln=12 h=23 203 Shad F. King			
1 Ln=13 h=12 257 Paul R. Overhulse	199 Paul R. Overhulse	259 Stephen H. Cole	-- #8 -- ** Finished **
1 Ln=12 h=23 203 Shad F. King			
2 Ln=7 h=39 227 James R. Lowry	251 Stephen H. Cole		\$15 Stephen H. Cole \$6 Bill L. Schumacher
2 Ln=3 h=27 272 Stephen H. Cole			
3 Ln=13 h=22 216 Bill L. Schumacher	242 Bill L. Schumacher	215 Bill L. Schumacher	
3 Ln=11 h=19 188 David C. Dohanos			
4 Ln=15 h=20 234 Noah E. Wagner	223 Noah E. Wagner		
4 Ln=5 h=48 210 John A. Powers			
1 Ln=3 h=26 221 Doug S. Trumbull	223 Noah E. Wagner	259 Stephen H. Cole	-- #9 -- ** Finished **
1 Ln=15 h=20 234 Noah E. Wagner			
2 Ln=5 h=33 201 Eric L. Slater	251 Stephen H. Cole		\$15 Stephen H. Cole \$6 Gene L. VanDeVelde
2 Ln=3 h=27 272 Stephen H. Cole			
3 Ln=11 h=19 188 David C. Dohanos	206 Chris J. Lindquist	191 Gene L. VanDeVel	
3 Ln=14 h=18 199 Chris J. Lindquist			
4 Ln=7 h=40 221 Gene L. VanDeVelde	217 Gene L. VanDeVeld		
4 Ln=12 h=23 203 Shad F. King			
1 Ln=13 h=12 257 Paul R. Overhulse	199 Paul R. Overhulse	215 Bill L. Schumacher	-- #10 -- ** Finished **
1 Ln=15 h=20 234 Noah E. Wagner			
2 Ln=12 h=23 203 Shad F. King	242 Bill L. Schumacher		\$15 Stephen H. Cole \$6 Bill L. Schumacher
2 Ln=13 h=22 216 Bill L. Schumacher			
3 Ln=3 h=27 272 Stephen H. Cole	251 Stephen H. Cole	259 Stephen H. Cole	
3 Ln=11 h=4 260 Kyle W. Waynick			
4 Ln=2 h=26 212 Jon A. Zinn	215 Jon A. Zinn		
4 Ln=12 h=15 189 James J. Alfaro			

\$3 Brackets - 8 person 3 game - Handicap

Game 1	Game 2	Game 3	
1 Ln=14 h=22 246 Nathaniel D. Henschen	281 Nathaniel D. Hensc		-- #11 -- ** Finished **
1 Ln=15 h=20 234 Noah E. Wagner		219 Nathaniel D. Hensc	
2 Ln=5 h=48 210 John A. Powers	248 Ryan K. Studebake		
2 Ln=9 h=14 240 Ryan K. Studebaker			
3 Ln=11 h=4 260 Kyle W. Waynick	227 Kyle W. Waynick		
3 Ln=11 h=19 188 David C. Dohanos		263 Kyle W. Waynick	
4 Ln=12 h=23 203 Shad F. King	217 Doug S. Trumbull		
4 Ln=3 h=26 221 Doug S. Trumbull			
		\$15 Kyle W. Waynick	
		\$6 Nathaniel D. Henschen	
<hr/>			-- #12 -- ** Finished **
1 Ln=2 h=53 243 Amber N. Dewitt	216 Amber N. Dewitt		
1 Ln=15 h=20 234 Noah E. Wagner		265 Gilbert R. Naugle	
2 Ln=12 h=23 203 Shad F. King	227 Gilbert R. Naugle		
2 Ln=7 h=18 259 Gilbert R. Naugle			
3 Ln=11 h=19 188 David C. Dohanos	225 John A. Powers		
3 Ln=5 h=48 210 John A. Powers		241 John A. Powers	
4 Ln=5 h=33 201 Eric L. Slater	215 Jon A. Zinn		
4 Ln=2 h=26 212 Jon A. Zinn			
		\$15 Gilbert R. Naugle	
		\$6 John A. Powers	

\$3 Brackets - Bracket 2 - Scratch

Game 1	Game 2	Game 3	
1 Lane 9 221 Eric D. Hamilton	211 Eric D. Hamilton		-- #1 -- ** Finished **
1 Lane 13 194 Bill L. Schumacher		193 Ryan K. Studebake	
2 Lane 15 210 Richard J. Yates Jr	234 Ryan K. Studebake		
2 Lane 9 226 Ryan K. Studebaker			
3 Lane 3 195 Doug S. Trumbull	191 Doug S. Trumbull		
3 Lane 12 174 James J. Alfaro		259 Kyle W. Waynick	
4 Lane 11 256 Kyle W. Waynick	223 Kyle W. Waynick		
4 Lane 9 205 Tawonne M. Lawson			
		\$15 Kyle W. Waynick	
		\$6 Ryan K. Studebaker	
<hr/>			-- #2 -- Working on game 1
1 Lane 14 181 Chris J. Lindquist			
1 Lane 9 ____ David B. Walter			
2 Lane 12 174 James J. Alfaro	187 Paul R. Overhulse		
2 Lane 13 245 Paul R. Overhulse			
3 Lane 7 241 Gilbert R. Naugle	209 Gilbert R. Naugle		
3 Lane 9 221 Eric D. Hamilton		221 Richard J. Yates Jr	
4 Lane 15 210 Richard J. Yates Jr	226 Richard J. Yates Jr		
4 Lane 12 180 Shad F. King			

Wednesday 6:00 pm

Al-Mar Lanes

Lanes 1 - 16

\$3 Brackets - Bracket 2 - Scratch

Game 1		Game 2		Game 3		
1 Lane 11	229 Robert J. Kominek	213	Robert J. Kominek	258	Robert J. Kominek	-- #3 -- Working on game 1
1 Lane 12	174 James J. Alfaro					
2 Lane 9	205 Tawonne M. Lawson	160	Tawonne M. Lawso			
2 Lane 12	180 Shad F. King					
3 Lane 3	195 Doug S. Trumbull	226	Richard J. Yates Jr			
3 Lane 15	210 Richard J. Yates Jr					
4 Lane 9	221 Eric D. Hamilton					
4 Lane 9	_____ David B. Walter					
<hr/>						
1 Lane 12	174 James J. Alfaro	209	Gilbert R. Naugle	259	Kyle W. Waynick	-- #4 -- ** Finished **
1 Lane 7	241 Gilbert R. Naugle					
2 Lane 9	221 Eric D. Hamilton	223	Kyle W. Waynick			
2 Lane 11	256 Kyle W. Waynick					
3 Lane 3	195 Doug S. Trumbull	160	Tawonne M. Lawso			
3 Lane 9	205 Tawonne M. Lawson					
4 Lane 15	210 Richard J. Yates Jr	226	Richard J. Yates Jr	221	Richard J. Yates Jr	
4 Lane 13	194 Bill L. Schumacher					
<hr/>						
1 Lane 13	245 Paul R. Overhulse	187	Paul R. Overhulse	259	Kyle W. Waynick	-- #5 -- ** Finished **
1 Lane 9	221 Eric D. Hamilton					
2 Lane 15	210 Richard J. Yates Jr	223	Kyle W. Waynick			
2 Lane 11	256 Kyle W. Waynick					
3 Lane 9	205 Tawonne M. Lawson	234	Ryan K. Studebake			
3 Lane 9	226 Ryan K. Studebaker					
4 Lane 13	194 Bill L. Schumacher	193	Ryan K. Studebake			
4 Lane 12	174 James J. Alfaro	220	Bill L. Schumacher			
<hr/>						
1 Lane 9	226 Ryan K. Studebaker	234	Ryan K. Studebake	193	Ryan K. Studebake	-- #6 -- Working on game 1
1 Lane 12	174 James J. Alfaro					
2 Lane 11	256 Kyle W. Waynick	223	Kyle W. Waynick			
2 Lane 7	241 Gilbert R. Naugle					
3 Lane 15	210 Richard J. Yates Jr					
3 Lane 9	_____ David B. Walter					
4 Lane 9	221 Eric D. Hamilton	213	Robert J. Kominek			
4 Lane 11	229 Robert J. Kominek					

Wednesday 6:00 pm

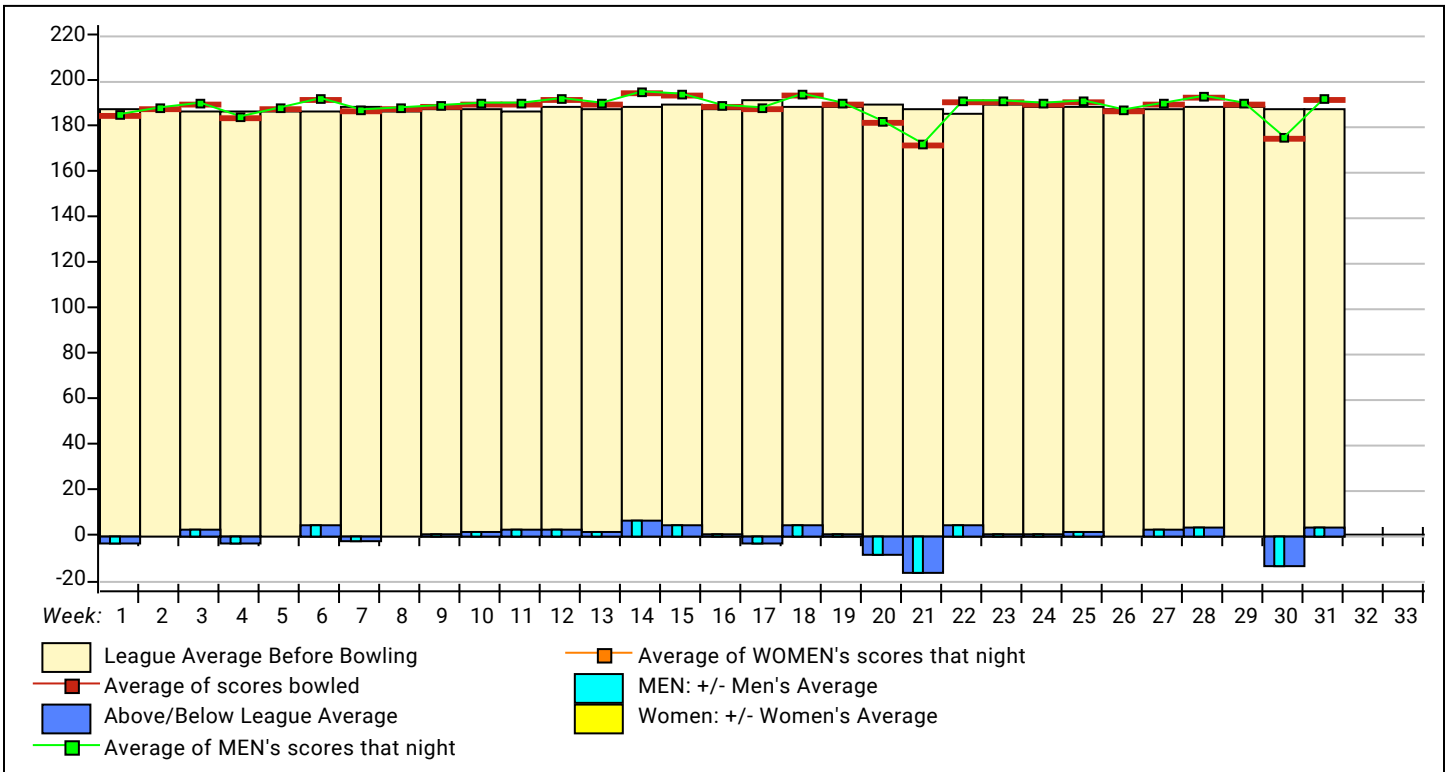
Al-Mar Lanes

Lanes 1 - 16

\$3 Brackets - Bracket 2 - Scratch

Game 1	Game 2	Game 3	
1_ Lane 13 245 Paul R. Overhulse	187 <i>Paul R. Overhulse</i>		-- #7 -- ** Finished **
1_ Lane 15 210 Richard J. Yates Jr		201 <i>Shad F. King</i>	
2_ Lane 12 174 James J. Alfaro	259 Shad F. King		
2_ Lane 12 180 Shad F. King			\$15 Kyle W. Waynick
3_ Lane 11 256 Kyle W. Waynick	223 Kyle W. Waynick		\$6 Shad F. King
3_ Lane 14 181 Chris J. Lindquist		259 Kyle W. Waynick	
4_ Lane 11 229 Robert J. Kominek	213 <i>Robert J. Kominek</i>		
4_ Lane 9 205 Tawonne M. Lawson			

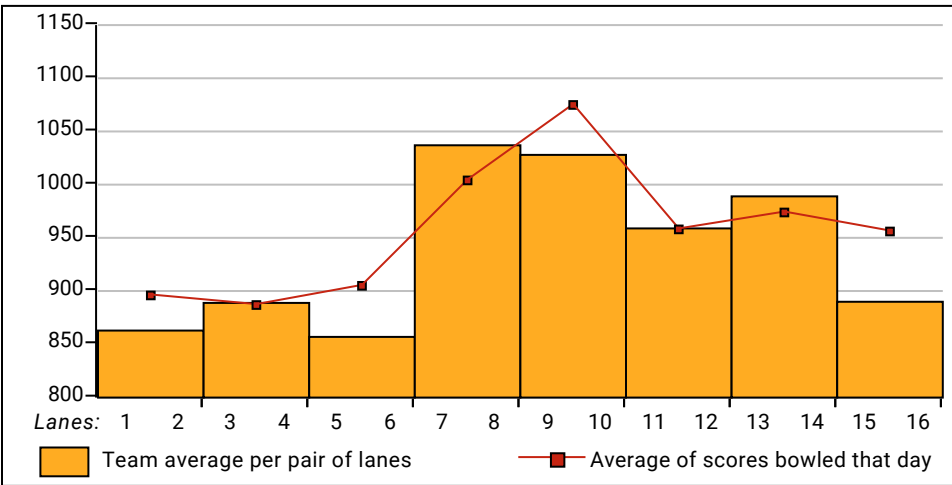
League Average Week-by-Week



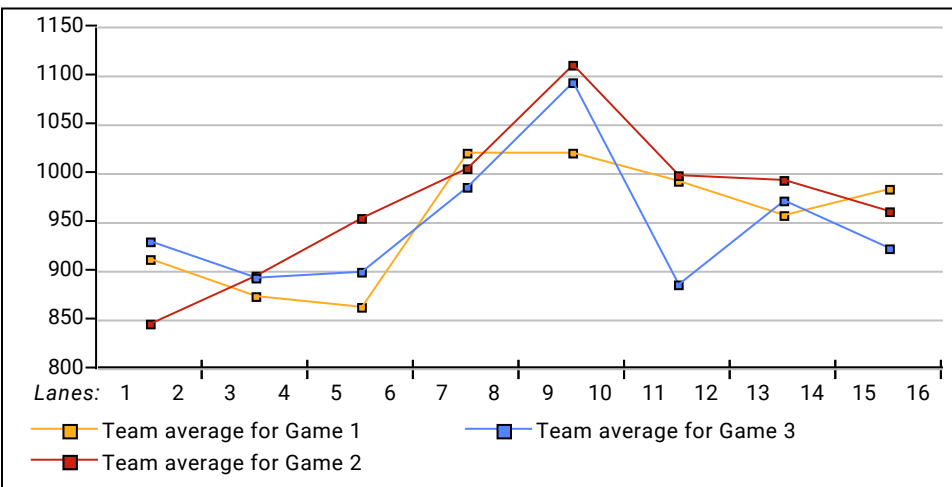
This Week's Statistics

	<u>Men</u>
How many people bowled	76
Number of games bowled	228
Actual average of week's scores	191.61
How many games above average	119
How many games below average	102
Pins above/below average per game	4.08
How many people raised average	44
by this amount	0.61
How many people went down	32
by this amount	-0.57
League average before bowling	187.97
League average after bowling	188.08
Change in league average	0.11
800s	--
775s	--
750s	--
725s	1
700s	3
675s	5
650s	7
625s	6
600s	7
575s	10
550s	10
525s	7
500s	8
475s	4
450s	3
425s	2
400s	--
below 400	3
300s	--
275s	1
250s	8
225s	31
200s	50
175s	66
150s	48
125s	21
100s	3
below 100	--

Team Average vs Avg of Scores



Average of Scores for Each Game



Amount Over/Under Team Average

