

Tuesday 7:00 pm

## Inman's Bowling & Fun Center

Lanes 9 - 32

President: Ted Rosenquist Ted.rosenquist@gmail.com

Secretary/Treasurer: Shaun Ciesielski Shaun@inmansvalpo.com

### View Standings on the Web

Visit [LeagueSecretary.com](http://LeagueSecretary.com) - This league's ID number is 103167

#### Important Announcements

HOUSE JACKPOT: \$2 House Mystery, \$3 Strike It Ritch, \$5 Stay Clean  
 =====  
 SHOP BOWLING EQUIPMENT [www.AboveAllBowling.com](http://www.AboveAllBowling.com) PROMO CODE: INMANS5  
 \*BOWL-OUTS Call ahead to schedule. Mon,Tues,Thurs 10a-5p or 9p-11p.  
 Wed+Sat 10a-5p, Sun 12p-5p. Times Subject To Change Based on Business  
 ===== U P C O M I N G T O U R N A M E N T S =====  
[Www.ShaunsTournaments.com](http://Www.ShaunsTournaments.com) & [www.Facebook.com/ShawnsTournaments](http://www.Facebook.com/ShawnsTournaments)  
 ADULTS W I N C A S H & YOUTH W I N S C H O L A R S H I P  
 -8 Is Enough, 8 Games of 8 Pin No Tap. Sunday April 28 at 10:08am  
 -King of the Hill Friday's Weekly Tournament 10:00pm May 24 - Aug. 16

#### How the Points Work

-8 Match Points: 1 Per HCAP Game, 2 Per HCAP Series Every 2 Games  
 -Performance Points:  
 +15 Over Avg = +1 Pt, +30 Over Avg = +2 Pts, +45 Over Avg = +3 Pts  
 -25 Under Avg = -1 Point, -75 Under Avg = -3 Points

#### House Shot Hero's Weekly World Champions List

- 12 - "Peaches The Mechanic" The Lane General Michael Davis
- 5 - "K-Dog" Kris Lyles
- 4 - "The Rack Attack" Brian Rak
- 2 - "StoneCold" Austin Pavy
- 2 - "The Hot Rod" Just Tim Bodnar
- 1 - "The King" Shaun Ciesielski (30x Real Worlds Champion, Never Lost)
- 1 - "Teddy Ballgame" Ted Rosenquist
- 1 - "The Quiet Assassin" Bill Schultz Jr.

#### Team Standings

Place	Lane	#	Team Name	Points		%Won	Scratch Pins	Pins + HDCP Avg	Team High Game	HDCP High Sers	Year-To-Date WON	Y-T-D LOST
				Won	Lost							
1	13	45	Darren Cuellar	50	14	78.1	3943	5387 170	200	254 780	996	132 ½ 146 ½
2	16	1	The Flamingo Caleb Pitts	48	14	77.4	5016	5416 209	268 284	906 978	184 ½	116 ½
3	27	26	The Lane General Michael Davi	46 ½	13 ½	77.5	5639	5639 234	299 299	1021 1021	220	83
4	26	13	Quiet Assassian Bill Schultz	45	19	70.3	5484	5584 228	279 286	1006 1029	174 ½	124 ½
5	25	15	K-Dog Kris Lyles	44	15	74.6	5624	5624 239	279 279	1031 1031	220	84
6	22	12	"Ol One Eye" Scott Carr	43 ½	13 ½	76.3	5378	5386 224	269 270	955 957	43 ½	13 ½
7	32	14	Big Daddy Cool Kevin Menke	42	15	73.7	5254	5442 218	287 310	947 1039	178 ½	112 ½
8	23	17	T-Ball Korinn Rosenquist	42	20	67.7	3969	5349 169	233 302	817 1093	42	20
9	16	28	Just Tim Bodnar	41	23	64.1	5612	5636 237	279 279	1005 1017	166	125
10	21	16	Teddy Ballgame	41	15	73.2	5528	5528 234	269 269	977 977	171 ½	108 ½
11	18	6	Brandon Huisenga	41	21	66.1	4961	5521 206	268 309	926 1106	194	122
12	26	2	Scooter Scott Kaszubski	41	18	69.5	5258	5438 219	269 279	946 978	149	142
13	30	30	Roger Jackson	41	16	71.9	4768	5340 198	289 312	876 1023	188	113
14	28	3	StoneCold Austin Pavy	40	19	67.8	5218	5474 217	280 290	943 983	113 ½	152 ½
15	11	19	Logan Leprechaun Pitts	39	18	68.4	5334	5422 222	281 283	966 1002	39	18
16	11	21	Dice Man John Ulicny	38 ½	21 ½	64.2	5683	5691 236	299 299	996 996	38 ½	21 ½
17	23	38	Nuge Jon Nugent	38	19	66.7	3765	5317 156	191 254	686 966	166 ½	119 ½
18	29	9	Da Lefty Assassin R Wroblewsk	37	16	69.8	5552	5568 231	279 281	1001 1001	126	133
19	14	44	The Professor Tim Kolis	37	24	60.7	4669	5437 194	266 303	886 1034	159 ½	123 ½
20	22	36	Lucky Deuce Brandon Smith	37	22	62.7	5187	5367 216	257 267	925 965	187 ½	108 ½
21	20	35	The Nice Guy Russ Huneryager	37	17	68.5	4775	5307 198	247 275	908 1020	182	110
22	30	27	Rack Attack Brian Rak	36	24	60.0	5524	5612 230	297 308	1050 1094	223	88
23	32	32	Stan Lobo	33 ½	22 ½	59.8	4902	5370 204	254 274	909 989	179	118
24	14	25	AJ Vincent	33 ½	23 ½	58.8	4702	5262 201	248 276	879 983	33 ½	23 ½
25	31	34	Tyler Asbury	32	26	55.2	4732	5348 197	245 270	832 940	173 ½	118 ½
26	10	20	K-9 Kynan Krause	31 ½	26 ½	54.3	5055	5387 210	269 280	883 935	31 ½	26 ½
27	19	10	Tom Balcerak	31	25	55.4	4511	5255 187	254 284	841 961	135	108
28	19	19	Cole Snuffer	30 ½	27 ½	52.6	4538	5354 185	271 271	822 822	20 ½	77 ½

Place	Lane	#	Team Name	Points		%Won	Scratch	Pins +	Team	High	HDCP	High	HDCP	Year-To-Date	Y-T-D
				Won	Lost		Pins	HDCP	Avg	Game	Game	Sers	Sers	WON	LOST
29	12	41	The King Shaun Ciesielski	30	20	60.0	5233	5313	222	279	279	929	949	171 ½	116 ½
30	19	7	Joey The Kangaroo Cuellar	30	19	61.2	5112	5228	213	268	274	997	1021	139 ½	127 ½
31	15	29	Joe Stadler	28	31	47.5	4608	5336	192	248	275	806	931	136	144
32	12	40	Joey "Christmas" Garland	26	33	44.1	5071	5431	211	279	311	940	1068	164 ½	135 ½
33	17	33	Bryan Campagna	25 ½	26 ½	49.0	4630	5178	196	257	285	840	952	159	119
34	28	5	Joanna "Purple" Stroud	25	26	49.0	3995	5231	166	225	282	729	957	153	124
35	27	23	Kyle Snuffer	24	27	47.1	5508	5508	229	279	279	976	976	24	27
36	21	39	Isaac Strom	24	33	42.1	4664	5360	199	259	289	848	956	144	138
37	20	37	David "Marv" Allen	24	29	45.3	3706	5126	154	231	292	748	992	173	117
38	31	11	"Big Sauce" Sawyer Carr	23	29	44.2	4589	5153	193	235	261	836	940	23	29
39	29	8	Hype Man Adam Noble	22	29	43.1	3525	5097	150	186	255	637	915	134	134
40	13	24	Pat "Cho Cho" Graham	20	31	39.2	4786	5170	206	243	261	867	939	166 ½	119 ½
41	15	47	Bradley Kaminski	19	31	38.0	4090	5002	180	224	260	764	908	19	31
42	25	22	Cupcake Eddie Carder	18	31	36.7	4762	5062	208	246	258	875	911	196 ½	113 ½
43	24	46	Sydney Szabo	17 ½	34 ½	33.7	3043	4951	145	169	250	587	911	156 ½	137 ½
44	18	4	Mick Foley Thomas Jensen	15	36	29.4	3354	5050	143	185	254	619	923	15	36
45	17	31	Bulldog Ben Jam In Cirino	14	32	30.4	4993	5181	208	299	310	966	1010	172	125

Review of Last Week's Bowling.....

Lanes	Team Name	HDCP	HDCP	HDCP	HDCP	HDCP	Last Wk	Team Name	HDCP	HDCP	HDCP	HDCP	HDCP	Last Wk	
		-1-	-2-	-3-	-4-	Total	WON		-1-	-2-	-3-	-4-	Total	WON	
<b>Set 1</b>															
19-20	BEAT OWN AVG -20	0	0			0	0	↔	BEAT OWN AVG -20	0	0			0	0
13-14	BEAT OWN AVG -20	0	0			0	0	↔	The Flamingo Caleb Pitts	274	273			978	11
21-22	Da Lefty Assassin R Wroblewski	253	238			812	2	↔	"Ol One Eye" Scott Carr	255	195			860	6
11-12	Quiet Assassin Bill Schultz	259	221			908	10	↔	"Big Sauce" Sawyer Carr	243	168			879	4
27-28	Big Daddy Cool Kevin Menke	226	191			793	1	↔	K-Dog Kris Lyles	184	224			843	0
-1-0	T-Ball Korinn Rosenquist	261	217			918	6	↔	Teddy Ballgame	258	224			977	9
-1-0	K-9 Kynan Krause	224	222			820	2	↔	Cole Snuffer	221	225			838	5
31-32	Cupcake Eddie Carder	203	203			812	0	↔	Logan Leprechaun Pitts	283	229			902	9
-1-0	Kyle Snuffer	202	248			907	2	↔	Dice Man John Ulicny	238	227			969	8
23-24	The Lane General Michael Davi	209	233			1021	12	↔	Pat "Cho Cho" Graham	251	217			860	1
-1-0	AJ Vincent	241	254			983	13	↔	Rack Attack Brian Rak	249	205			893	1
11-12	Just Tim Bodnar	217	217			868	4	↔	Roger Jackson	195	312			878	4
27-28	Joe Stadler	208	195			802	-1	↔	Stan Lobo	219	220			812	4
11-12	Tyler Asbury	238	264			940	7	↔	Bulldog Ben Jam In Cirino	250	252			900	3
31-32	Bryan Campagna	202	202			808	1	↔	Lucky Deuce Brandon Smith	208	200			848	7
13-14	Nuge Jon Nugent	189	249			879	3	↔	The Nice Guy Russ Huneryager	202	236			828	2
19-20	David "Marv" Allen	246	239			959	12	↔	Joey "Christmas" Garland	242	188			822	0
21-22	The King Shaun Ciesielski	228	217			949	7	↔	Isaac Strom	206	260			956	11
13-14	Joey The Kangaroo Cuellar	199	168			791	1	↔	Joanna "Purple" Stroud	244	222			901	6
23-24	Tom Balcerak	215	188			882	9	↔	Hype Man Adam Noble	197	197			788	4
15-16	Sydney Szabo	197	197			788	0	↔	Bradley Kaminski	200	200			800	7
19-20	The Professor Tim Kolis	229	240			961	8	↔	Darren Cuellar	236	253			996	15
29-30	Mick Foley Thomas Jensen	196	196			784	0	↔	Scooter Scott Kaszubski	231	237			860	2
17-18	Brandon Huisenga	286	224			914	4	↔	StoneCold Austin Pavy	249	290			983	10
<b>Set 2</b>															
13-14	BEAT OWN AVG -20			0	0	0	0	↔	BEAT OWN AVG -20			0	0	0	0
29-30	BEAT OWN AVG -20			0	0	0	0	↔	"Ol One Eye" Scott Carr			223	187	860	6
21-22	Lucky Deuce Brandon Smith			254	186	848	7	↔	Pat "Cho Cho" Graham			186	206	860	1
25-26	Nuge Jon Nugent			209	232	879	3	↔	AJ Vincent			217	271	983	13
27-28	Just Tim Bodnar			217	217	868	4	↔	Joey "Christmas" Garland			162	230	822	0
25-26	Joe Stadler			201	198	802	-1	↔	The King Shaun Ciesielski			252	252	949	7
23-24	Bulldog Ben Jam In Cirino			200	198	900	3	↔	The Professor Tim Kolis			272	220	961	8
23-24	Bryan Campagna			202	202	808	1	↔	Darren Cuellar			253	254	996	15
11-12	The Nice Guy Russ Huneryager			201	189	828	2	↔	Bradley Kaminski			200	200	800	7
23-24	The Flamingo Caleb Pitts			202	229	978	11	↔	David "Marv" Allen			267	207	959	12
15-16	Mick Foley Thomas Jensen			196	196	784	0	↔	Isaac Strom			260	230	956	11
-1-0	Logan Leprechaun Pitts			212	178	902	9	↔	Stan Lobo			168	205	812	4
29-30	Tyler Asbury			253	185	940	7	↔	Dice Man John Ulicny			205	299	969	8
15-16	Tom Balcerak			213	266	882	9	↔	Sydney Szabo			197	197	788	0
29-30	Brandon Huisenga			223	181	914	4	↔	Joey The Kangaroo Cuellar			210	214	791	1
29-30	Scooter Scott Kaszubski			196	196	860	2	↔	Quiet Assassin Bill Schultz			215	213	908	10
27-28	K-Dog Kris Lyles			201	234	843	0	↔	StoneCold Austin Pavy			223	221	983	10
19-20	Joanna "Purple" Stroud			224	211	901	6	↔	T-Ball Korinn Rosenquist			207	233	918	6
-1-0	K-9 Kynan Krause			199	175	820	2	↔	Hype Man Adam Noble			197	197	788	4
25-26	Cupcake Eddie Carder			203	203	812	0	↔	Da Lefty Assassin R Wroblewski			215	236	812	2
17-18	"Big Sauce" Sawyer Carr			240	228	879	4	↔	Kyle Snuffer			254	203	907	2
17-18	The Lane General Michael Davi			259	230	1021	12	↔	Big Daddy Cool Kevin Menke			171	205	793	1
31-32	Teddy Ballgame			257	238	977	9	↔	Rack Attack Brian Rak			248	191	893	1
-1-0	Cole Snuffer			174	218	838	5	↔	Roger Jackson			163	208	878	4

**Lane Assignments**

	9-10	9-10	11-12	11-12	13-14	13-14	15-16	15-16	17-18	17-18	19-20	19-20
Wk32 04/16	42-43	48-20	19-40	21-41	24-44	45-25	47-28	29-1	31-4	33-6	7-35	10-37
Games 3 & 4	42-43	48-23	17-20	2-26	3-27	5-30	8-32	34-9	11-36	14-38	40-16	18-41

Wk33 04/23 📄 Manual Assignments Position Round- Start Lane - 9  
 Games 3 & 4 11-40 14-41 44-16 18-45 19-47 1-21 4-24 6-25 7-28 29-10 12-31 13-33 Manual Assignments

Wk34 04/30 📄 Roll-Off- Start Lane - 9  
 Games 3 & 4 44-8 45-9 47-11 1-14 4-16 6-18 19-7 10-21 24-12 25-13 28-15 17-29

	21-22	21-22	23-24	23-24	25-26	25-26	27-28	27-28	29-30	29-30	31-32	31-32
Wk32 04/16	39-12	16-36	38-18	17-46	15-13	22-2	23-3	26-5	8-27	9-30	11-32	34-14
Games 3 & 4	44-19	21-45	24-47	25-1	28-4	6-29	7-31	33-10	12-35	13-37	39-15	46-22

Wk33 04/23 📄 Manual Assignments Position Round- Start Lane - 9  
 Games 3 & 4 15-35 17-37 39-20 22-42 43-23 46-26 27-48 30-2 3-32 5-34 36-8 9-38 Manual Assignments

Wk34 04/30 📄 Roll-Off- Start Lane - 9  
 Games 3 & 4 20-31 33-22 35-23 26-37 39-27 30-42 43-32 34-46 36-48 2-38 3-40 41-5

**Individual High Averages**

Men	Score	Name	Women	Score	Name	Boys	Score	Name	Girls
	239.20	Kris Lyles		166.46	Joanna Stroud		193.00	Mason Bartos	
	234.96	Michael Davis		145.38	Sydney Szabo				
	234.40	Ted Rosenquist							
	230.17	Brian Rak							
	222.25	Shaun Ciesielski							
	218.92	Kevin Menke							
	216.13	Brandon Smith							
	211.29	Joseph Garland							

**Season High Scores**

	Scratch Game	Scratch Series	Handicap Game	Handicap Series
<b>Men</b>	299 Benjamin Cirino	1050 Brian Rak	312 Roger Jackson	1106 Brandon Huisenga
	299 Michael Davis	1031 Kris Lyles	311 Joseph Garland	1094 Brian Rak
	297 Brian Rak	1021 Michael Davis	310 Benjamin Cirino	1068 Joseph Garland
	289 Roger Jackson	977 Ted Rosenquist	310 Kevin Menke	1039 Kevin Menke
	287 Kevin Menke	966 Benjamin Cirino	309 Brandon Huisenga	1034 Tim Kolis
<b>Women</b>	225 Joanna Stroud	729 Joanna Stroud	282 Joanna Stroud	957 Joanna Stroud
	169 Sydney Szabo	587 Sydney Szabo	250 Sydney Szabo	911 Sydney Szabo
<b>Boys</b>	234 Mason Bartos	803 Mason Bartos	256 Mason Bartos	930 Mason Bartos
	<b>Season Game Over Average</b>		<b>Season Series over Average</b>	
	<b>Game - Avg=Difference</b>		<b>Series - Avg=Difference</b>	
<b>Men</b>	279 - 189=90	Joseph Garland	926 - 696=230	Brandon Huisenga
	289 - 199=90	Roger Jackson	1050 - 848=202	Brian Rak
	264 - 174=90	Brandon Huisenga	940 - 756=184	Joseph Garland
<b>Women</b>	225 - 161=64	Joanna Stroud	729 - 644=85	Joanna Stroud
	169 - 135=34	Sydney Szabo	587 - 540=47	Sydney Szabo
<b>Boys</b>	234 - 200=34	Mason Bartos	802 - 756=46	Mason Bartos

**Split 1 High Scores**

	Scratch Game	Scratch Series	Handicap Game	Handicap Series
<b>Men</b>	300 Andrew English	1095 Michael Davis	327 Tim Kolis	1149 Eddie Carder
	300 Shaun Ciesielski	1081 Eddie Carder	316 Andrew English	1095 Michael Davis
	300 Brian Rak	1070 Kris Lyles	316 Eddie Carder	1070 Andrew English
	300 Michael Davis	1042 Shaun Ciesielski	314 Russ Huneryager	1070 Kris Lyles
	300 Kris Lyles	1030 Scott Kaszubski	313 Brandon Huisenga	1069 Roger Jackson
	300 Scott Kaszubski			
<b>Women</b>	245 Bella Ciesielski	859 Bella Ciesielski	284 Nicole McGill	962 Nicole McGill
	225 Joanna Stroud	764 Joanna Stroud	268 Bella Ciesielski	952 Joanna Stroud
	204 Nicole McGill	630 Nicole McGill	267 Joanna Stroud	951 Bella Ciesielski
	158 Sydney Szabo	516 Sydney Szabo	263 Sydney Szabo	948 Sydney Szabo
<b>Boys</b>	252 Mason Bartos	837 Mason Bartos	272 Mason Bartos	932 Mason Bartos

**Split 2 High Scores**

**Split 2 High Scores - Continued**

	<u>Scratch Game</u>	<u>Scratch Series</u>	<u>Handicap Game</u>	<u>Handicap Series</u>
<b>Men</b>	300 Ted Rosenquist	1041 Benjamin Cirino	327 Stan Lobodzinski	1085 Benjamin Cirino
	300 Stan Lobodzinski	1038 Shaun Ciesielski	323 Kevin Menke	1064 Kevin Menke
	300 Brian Rak	1037 Ted Rosenquist	321 Adam Noble	1053 Russ Huneryager
	300 Kris Lyles	1037 Brian Rak	316 Brandon Huisenga	1048 Isaac Strom
	300 Kevin Menke	1013 Kris Lyles	314 Benjamin Cirino	1038 Shaun Ciesielski
<b>Women</b>	227 Joanna Stroud	815 Joanna Stroud	272 Joanna Stroud	1013 Sydney Szabo
	173 Sydney Szabo	611 Sydney Szabo	266 Sydney Szabo	995 Joanna Stroud
<b>Boys</b>	297 Mason Bartos	914 Mason Bartos	324 Mason Bartos	1022 Mason Bartos

**Most Improved Average**

*Bowlers must have a minimum of 128 games to be listed for most improved average recognition unless they have a book average.*

<b>Men</b>	174 to 206.71 = +32.71 Brandon Huisenga	199 to 218.92 = +19.92 Kevin Menke	212 to 230.17 = +18.17 Brian Rak
<b>Women</b>	135 to 145.38 = +10.38 Sydney Szabo	172 to 166.46 = -5.54 Joanna Stroud	
<b>Boys</b>	200 to 193.00 = -7.00 Mason Bartos		

**Last Week's Top Scores**

	<u>Scratch Game</u>	<u>Scratch Series</u>	<u>Handicap Game</u>	<u>Handicap Series</u>
<b>Men</b>	299 Michael Davis	1021 Michael Davis	312 Roger Jackson	1021 Michael Davis
	299 John Ulicny	977 Ted Rosenquist	299 Michael Davis	983 Austin Pavy
	289 Roger Jackson	969 John Ulicny	299 John Ulicny	977 Ted Rosenquist
	280 Austin Pavy	943 Austin Pavy	290 Austin Pavy	969 John Ulicny
	268 Brandon Huisenga	929 Shaun Ciesielski	286 Brandon Huisenga	961 Tim Kolis
	259 Bill Schultz Jr	908 Bill Schultz Jr	272 Tim Kolis	959 David Allen
	258 Ted Rosenquist	907 Kyle Snuffer	267 David Allen	956 Isaac Strom
	255 Scott Carr	893 Brian Rak	266 Tom Balcerak	949 Shaun Ciesielski
	254 Kyle Snuffer	860 Scott Carr	264 Tyler Asbury	940 Tyler Asbury
	249 Brian Rak	848 Isaac Strom	260 Isaac Strom	914 Brandon Huisenga
<b>Women</b>	190 Joanna Stroud	685 Joanna Stroud	244 Joanna Stroud	901 Joanna Stroud
<b>Boys</b>	281 Logan Pitts	906 Caleb Pitts	283 Logan Pitts	996 Darren Cuellar
	256 Caleb Pitts	894 Logan Pitts	274 Caleb Pitts	983 AJ Vincent
	245 AJ Vincent	879 AJ Vincent	271 AJ Vincent	978 Caleb Pitts
	215 Sawyer Carr	780 Kynan Krause	254 Darren Cuellar	902 Logan Pitts
	214 Kynan Krause	780 Darren Cuellar	243 Sawyer Carr	879 Sawyer Carr
	200 Darren Cuellar	767 Sawyer Carr	224 Kynan Krause	820 Kynan Krause
<b>Girls</b>	209 Korinn Rosenquist	710 Korinn Rosenquist	261 Korinn Rosenquist	918 Korinn Rosenquist

**Weekly Game Over Average**  
Game - Avg=Difference

**Weekly Series over Average**  
Series - Avg=Difference

<b>Men</b>	289 - 199=90	Roger Jackson	1021 - 920=101	Michael Davis
	299 - 230=69	Michael Davis	691 - 600=91	David Allen
	280 - 213=67	Austin Pavy	943 - 852=91	Austin Pavy
<b>Women</b>	190 - 165=25	Joanna Stroud	685 - 660=25	Joanna Stroud
<b>Boys</b>	281 - 222=59	Logan Pitts	780 - 656=124	Darren Cuellar
	256 - 205=51	Caleb Pitts	879 - 784=95	AJ Vincent
	245 - 196=49	AJ Vincent	906 - 820=86	Caleb Pitts
<b>Girls</b>	209 - 167=42	Korinn Rosenquist	710 - 668=42	Korinn Rosenquist

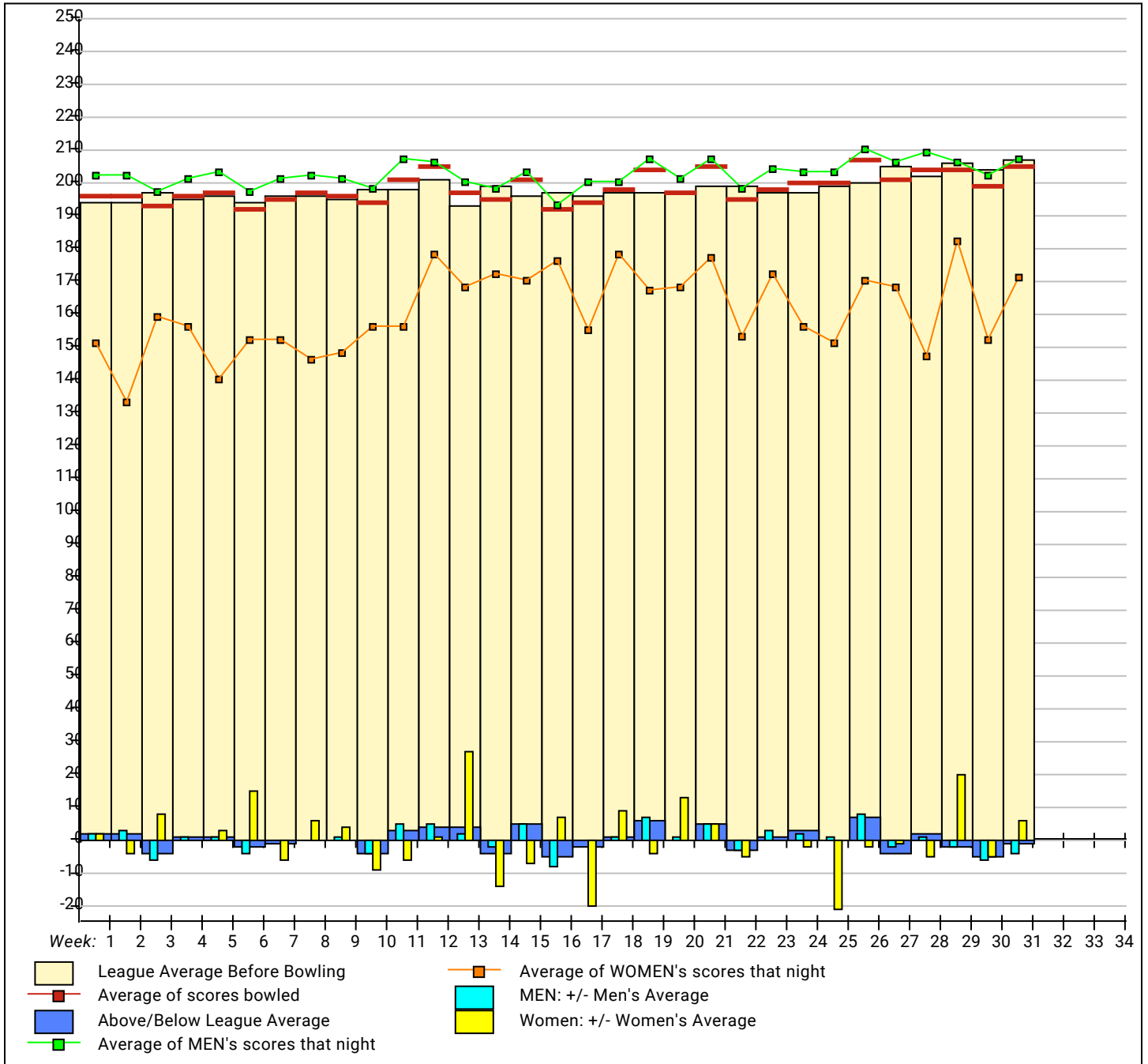
**Team Rosters**

Name	True		Pins	Gms	-1-	-2-	-3-	-4-	Total	HDCP Total	High Game	HDCP High Game	HDCP Sers	HDCP Sers	To Raise Avg +1	To Drop Avg -1	250's	933's	Most Improved	
	Average	HDCP																	Avg	+
<b>1 - The Flamingo Caleb Pitts</b>	Lane 16	HDCP=14	Avg=209																	
Caleb Pitts	209.00	14	5016	24	256	255	184	211	906	978	268	284	906	978	864	835	8	--	207	+2.00
<b>2 - Scooter Scott Kaszubski</b>	Lane 26	HDCP=5	Avg=219																	
Scott Kaszubski	219.08	5	5258	24	227	233	192	192	844	860	269	279	946	978	902	873	15	7	216	+3.08
<b>3 - StoneCold Austin Pavy</b>	Lane 28	HDCP=7	Avg=217																	
Austin Pavy	217.42	7	5218	24	239	280	213	211	943	983	280	290	943	983	886	857	12	4	213	+4.42

Name	True Average	HDCP	Pins	Gms	-1-	-2-	-3-	-4-	Total	HDCP Total	High Game	HDCP Game	High Sers	HDCP Sers	To Raise Avg +1	To Drop Avg -1	250's	933's	Most Improved Avg +/-
<b>4 - Mick Foley Thomas Jensen</b>	Lane 18	HDCP=73	Avg=143																
Thomas Jensen	143.10	73	2862	20a123a123a123a123	492	784	185	254	619	923	594	569	--	--	152	-8.90			
<b>5 - Joanna "Purple" Stroud</b>	Lane 28	HDCP=53	Avg=166																
Joanna Stroud	166.46	53	3995	24 190 168 170 157 685	901	225	282	729	957	681	652	--	--	172	-5.54				
<b>6 - Brandon Huisenga</b>	Lane 18	HDCP=17	Avg=206																
Brandon Huisenga	206.71	17	4961	24 268 206 205 163 842	914	268	309	926	1106	835	806	7	--	174	+32.71				
<b>7 - Joey The Kangaroo Cuellar</b>	Lane 19	HDCP=10	Avg=213																
Joey Cuellar	213.00	10	5112	24 192 161 203 207 763	791	268	274	997	1021	880	851	8	4	218	-5.00				
<b>8 - Hype Man Adam Noble</b>	Lane 29	HDCP=67	Avg=150																
Adam Noble	150.25	67	3005	20a130a130a130a130	520	788	186	255	637	915	619	594	1	--	147	+3.25			
<b>9 - Da Lefty Assassin R Wroblewsk</b>	Lane 29	HDCP=0	Avg=231																
Robert Wroblewski	231.33	0	5552	24 123 238 215 236 812	812	279	281	1001	1001	944	915	17	4	222	+9.33				
<b>10 - Tom Balcerak</b>	Lane 19	HDCP=34	Avg=187																
Tom Balcerak	187.96	34	4511	24 182 155 180 233 750	882	254	284	841	961	753	724	1	--	191	-3.04				
<b>11 - "Big Sauce" Sawyer Carr</b>	Lane 31	HDCP=28	Avg=193																
Sawyer Carr	193.05	28	3861	20 215 140 212 200 767	879	235	261	836	940	795	770	--	--	196	-2.95				
<b>12 - "Ol One Eye" Scott Carr</b>	Lane 22	HDCP=0	Avg=224																
Scott Carr	224.08	0	5378	24 255 195 223 187 860	860	269	270	955	957	922	893	6	2	223	+1.08				
<b>13 - Quiet Assassin Bill Schultz</b>	Lane 26	HDCP=0	Avg=228																
Bill Schultz Jr	228.50	0	5484	24 259 221 215 213 908	908	279	286	1006	1029	928	899	13	3	215	+13.50				
<b>14 - Big Daddy Cool Kevin Menke</b>	Lane 32	HDCP=6	Avg=218																
Kevin Menke	218.92	6	5254	24 225 190 170 204 789	793	287	310	947	1039	878	849	11	2	199	+19.92				
<b>15 - K-Dog Kris Lyles</b>	Lane 25	HDCP=0	Avg=239																
Kris Lyles	239.20	0	4784	20 184 224 201 234 843	843	279	279	1031	1031	976	951	33	12	230	+9.20				
<b>16 - Teddy Ballgame</b>	Lane 21	HDCP=0	Avg=234																
Ted Rosenquist	234.40	0	4688	20 258 224 257 238 977	977	269	269	977	977	952	927	23	12	225	+9.40				
<b>17 - T-Ball Korinn Rosenquist</b>	Lane 23	HDCP=50	Avg=169																
Korinn Rosenquist	169.25	50	3385	20 209 165 155 181 710	918	233	302	817	1093	695	670	--	--	159	+10.25				
<b>18 - Cole Snuffer</b>	Lane 24	HDCP=32	Avg=189																
Cole Snuffer	189.08	32	4538	24 191 195 144 188 718	838	235	271	806	938	782	753	--	--	183	+6.08				
<b>19 - Logan Leprechaun Pitts</b>	Lane 11	HDCP=2	Avg=222																
Logan Pitts	222.25	2	5334	24 281 227 210 176 894	902	281	283	966	1002	910	881	5	1	214	+8.25				
<b>20 - K-9 Kynan Krause</b>	Lane 10	HDCP=13	Avg=210																
Kynan Krause	210.63	13	5055	24 214 212 189 165 780	820	269	280	883	935	853	824	2	--	205	+5.63				
<b>21 - Dice Man John Ulicny</b>	Lane 11	HDCP=0	Avg=236																
John Ulicny	236.79	0	5683	24 238 227 205 299 969	969	299	299	996	996	953	924	5	3	223	+13.79				
<b>22 - Cupcake Eddie Carder</b>	Lane 25	HDCP=15	Avg=208																
Eddie Carder	208.83	15	2506	12a188a188a188a188	752	812	246	258	875	911	838	821	18	6	215	-6.17			
<b>23 - Kyle Snuffer</b>	Lane 27	HDCP=0	Avg=229																
Kyle Snuffer	229.50	0	5508	24 202 248 254 203 907	907	279	279	976	976	932	903	7	3	239	-9.50				
<b>24 - Pat "Cho Cho" Graham</b>	Lane 13	HDCP=17	Avg=206																
Pat Graham	206.63	17	3306	16 236 202 171 191 800	860	243	261	867	939	834	813	4	--	205	+1.63				
<b>25 - AJ Vincent</b>	Lane 14	HDCP=21	Avg=201																
AJ Vincent	201.30	21	4026	20 215 228 191 245 879	983	248	276	879	983	822	797	--	--	209	-7.70				
<b>26 - The Lane General Michael Davi</b>	Lane 27	HDCP=0	Avg=234																
Michael Davis	234.96	0	5639	24 299 233 259 230 1021	1021	299	299	1021	1021	941	912	35	16	228	+6.96				
<b>27 - Rack Attack Brian Rak</b>	Lane 30	HDCP=0	Avg=230																
Brian Rak	230.17	0	5524	24 249 205 248 191 893	893	297	308	1050	1094	944	915	25	9	212	+18.17				
<b>28 - Just Tim Bodnar</b>	Lane 16	HDCP=0	Avg=237																
Tim Bodnar	237.20	0	4744	20a217a217a217a217	868	868	279	279	1005	1017	968	943	12	6	221	+16.20			
<b>29 - Joe Stadler</b>	Lane 15	HDCP=29	Avg=192																
Joe Stadler	192.00	29	4608	24 181 168 174 171 694	802	248	275	806	931	796	767	--	--	188	+4.00				
<b>30 - Roger Jackson</b>	Lane 30	HDCP=24	Avg=198																
Roger Jackson	198.67	24	4768	24 172 289 140 185 786	878	289	312	876	1023	804	775	4	--	182	+16.67				
<b>31 - Bulldog Ben Jam In Cirino</b>	Lane 17	HDCP=15	Avg=208																
Benjamin Cirino	208.04	15	4993	24 234 236 184 182 836	900	299	310	966	1010	859	830	17	6	212	-3.96				
<b>32 - Stan Lobo</b>	Lane 32	HDCP=18	Avg=204																
Stan Lobodzinski	204.25	18	4902	24 203 204 152 189 748	812	254	274	909	989	838	809	4	--	196	+8.25				
<b>33 - Bryan Campagna</b>	Lane 17	HDCP=26	Avg=196																
Bryan Campagna	196.30	26	3926	20a176a176a176a176	704	808	257	285	840	952	802	777	7	1	208	-11.70			
<b>34 - Tyler Asbury</b>	Lane 31	HDCP=25	Avg=197																
Tyler Asbury	197.17	25	4732	24 211 237 226 158 832	940	245	270	832	940	812	783	3	--	193	+4.17				

Name	True		Pins	Gms	-1-	-2-	-3-	-4-	Total	HDCP	High	HDCP	High	HDCP	To Raise	To Drop	250's	933's	Most Improved	
	Average	HDCP								Total	Game	Sers	Sers	Avg +1	Avg -1	Avg			+/-	
<b>35 - The Nice Guy Russ Huneryager</b>	Lane 20		HDCP=24	Avg=198																
Russ Huneryager	198.96	24	4775	24	181	215	180	168	744	828	247	275	908	1020	797	768	7	2	199	-0.04
<b>36 - Lucky Deuce Brandon Smith</b>	Lane 22		HDCP=8	Avg=216																
Brandon Smith	216.13	8	5187	24	202	194	248	180	824	848	257	267	925	965	889	860	22	3	220	-3.88
<b>37 - David "Marv" Allen</b>	Lane 20		HDCP=63	Avg=154																
David Allen	154.42	63	3706	24	179	172	200	140	691	959	231	292	748	992	634	605	--	--	157	-2.58
<b>38 - Nuge Jon Nugent</b>	Lane 23		HDCP=62	Avg=156																
Jon Nugent	156.88	62	3765	24	127	187	147	170	631	879	191	254	686	966	631	602	--	--	147	+9.88
<b>39 - Isaac Strom</b>	Lane 21		HDCP=23	Avg=199																
Isaac Strom	199.00	23	3980	20	179	233	233	203	848	956	259	289	848	956	820	795	4	--	193	+6.00
<b>40 - Joey "Christmas" Garland</b>	Lane 12		HDCP=12	Avg=211																
Joseph Garland	211.29	12	5071	24	233	179	153	221	786	822	279	311	940	1068	865	836	7	1	195	+16.29
<b>41 - The King Shaun Ciesielski</b>	Lane 12		HDCP=2	Avg=222																
Shaun Ciesielski	222.25	2	4445	20	223	212	247	247	929	949	279	279	929	949	907	882	21	8	224	-1.75
<b>42 - BEAT OWN AVG -20</b>	Lane 9		HDCP=0	Avg=0																
<b>43 - BEAT OWN AVG -20</b>	Lane 10		HDCP=0	Avg=0																
<b>44 - The Professor Tim Kolis</b>	Lane 14		HDCP=27	Avg=194																
Tim Kolis	194.54	27	4669	24	199	210	242	190	841	961	266	303	886	1034	791	762	3	--	185	+9.54
<b>45 - Darren Cuellar</b>	Lane 13		HDCP=49	Avg=170																
Darren Cuellar	170.75	49	3415	20	182	199	199	200	780	996	200	254	780	996	689	664	--	--	152	+18.75
<b>46 - Sydney Szabo</b>	Lane 24		HDCP=72	Avg=145																
Sydney Szabo	145.38	72	1163	8a	125a	125a	125a	125	500	788	169	250	587	911	589	576	--	--	135	+10.38
<b>47 - Bradley Kaminski</b>	Lane 15		HDCP=40	Avg=180																
Bradley Kaminski	180.83	40	2170	12a	160a	160a	160a	160	640	800	224	260	764	908	726	709	--	--	185	-4.17
<b>48 - BEAT OWN AVG -20</b>	Lane 9		HDCP=0	Avg=0																

League Average Week-by-Week



**Important Messages**

HOUSE MYSTERY POT: \$2.00 to Enter, Covers Games 1 & 2 ONLY  
 Circle The Number Next To Your Name and Drop Your \$2 In The Bucket

**Alphabetical List of All Members of This League**

				True								True			
Lane	NxtWk	Team	Name	Average	Pins	Gms	HDCP	Lane	NxtWk	Team	Name	Average	Pins	Gms	HDCP
1	20	37	Allen, David	154.42	3706	24	63	44	10	20	Krause, Kynan	210.63	5055	24	13
2	31	34	Asbury, Tyler	197.17	4732	24	25	45		0	Lamchi, Nick		0	0	38
3	19	10	Balcerak, Tom	187.96	4511	24	34	46		0	Leaf, Fred		0	0	13
4		0	Bartos, Mason	193.00	2316	12	28	47		0	Lewis-Steele, Ashton		0	0	80
5	16	28	Bodnar, Tim	237.20	4744	20	0	48	32	32	Lobodzinski, Stan	204.25	4902	24	18
6		0	Brauer, Jacob		0	0	23	49	25	15	Lyles, Kris	239.20	4784	20	0
7	17	33	Campagna, Bryan	196.30	3926	20	26	50		0	McGill, Nicole		0	0	87
8	25	22	Carder, Eddie	208.83	2506	12	15	51	32	14	Menke, Kevin	218.92	5254	24	6
9	31	11	Carr, Sawyer	193.05	3861	20	28	52		0	Morgan, Mike		0	0	71
10	22	12	Carr, Scott	224.08	5378	24	0	53		0	Murt, Rick		0	0	11
11		0	Cawby, Larry		0	0	0	54	29	8	Noble, Adam	150.25	3005	20	67
12		0	Cherep, Nick		0	0	23	55		0	Noble, Peyton		0	0	72
13		0	Ciesielski, Bella		0	0	23	56	23	38	Nugent, Jon	156.88	3765	24	62
14		0	Ciesielski, Sara		0	0	29	57	28	3	Pavy, Austin	217.42	5218	24	7
15	12	41	Ciesielski, Shaun	222.25	4445	20	2	58		0	Pearce, Bill		0	0	43
16	17	31	Cirino, Benjamin	208.04	4993	24	15	59		0	Penfold, Dave		0	0	9
17		0	Clemmons, Andrew		0	0	20	60	16	1	Pitts, Caleb	209.00	5016	24	14
18	13	45	Cuellar, Darren	170.75	3415	20	49	61	11	19	Pitts, Logan	222.25	5334	24	2
19		0	Cuellar, Devanne		0	0	79	62	30	27	Rak, Brian	230.17	5524	24	0
20	19	7	Cuellar, Joey	213.00	5112	24	10	63		0	Reese, Jacob		0	0	36
21		0	Cummings, Jacob		0	0	0	64		0	Richel, Carly		0	0	35
22		0	Davis, James		0	0	0	65		0	Rodriguez, Eugene		0	0	9
23	27	26	Davis, Michael	234.96	5639	24	0	66	23	17	Rosenquist, Korinn	169.25	3385	20	50
24		0	Dixon, Ken		0	0	54	67	21	16	Rosenquist, Ted	234.40	4688	20	0
25		0	Doolittle, Leif		0	0	45	68	26	13	Schultz Jr, Bill	228.50	5484	24	0
26		0	Dunn, Jim		0	0	15	69		0	Scott, Andrew		0	0	51
27		0	English, Andrew		0	0	26	70	22	36	Smith, Brandon	216.13	5187	24	8
28		0	Fadely, George		0	0	99	71	24	18	Snuffer, Cole	189.08	4538	24	32
29	12	40	Garland, Joseph	211.29	5071	24	12	72	27	23	Snuffer, Kyle	229.50	5508	24	0
30		0	Garner, Brian		0	0	42	73	15	29	Stadler, Joe	192.00	4608	24	29
31	13	24	Graham, Pat	206.63	3306	16	17	74	21	39	Strom, Isaac	199.00	3980	20	23
32		0	Guerrero, Adam		0	0	26	75	28	5	Stroud, Joanna	166.46	3995	24	53
33		0	Howell, Nicholas		0	0	14	76	24	46	Szabo, Sydney	145.38	1163	8	72
34	18	6	Huisenga, Brandon	206.71	4961	24	17	77		0	Tanet, Tony		0	0	39
35	20	35	Huneryager, Russ	198.96	4775	24	24	78		0	Tomko, Chase		0	0	71
36	30	30	Jackson, Roger	198.67	4768	24	24	79		0	Toth, Tommy		0	0	28
37	18	4	Jensen, Thomas	143.10	2862	20	73	80	11	21	Ulicny, John	236.79	5683	24	0
38		0	Jones, Hershel		0	0	42	81		0	Urycki, Robert		0	0	8
39	15	47	Kaminski, Bradley	180.83	2170	12	40	82	14	25	Vincent, AJ	201.30	4026	20	21
40	26	2	Kaszubski, Scott	219.08	5258	24	5	83		0	Wagenblast, Scott		0	0	13
41		0	Klawiter, Eve		0	0	22	84		0	Wellsand, Jake		0	0	53
42		0	Klemz, Tyler		0	0	9	85		0	Wilusz, AJ		0	0	16
43	14	44	Kolis, Tim	194.54	4669	24	27	86	29	9	Wroblewski, Robert	231.33	5552	24	0

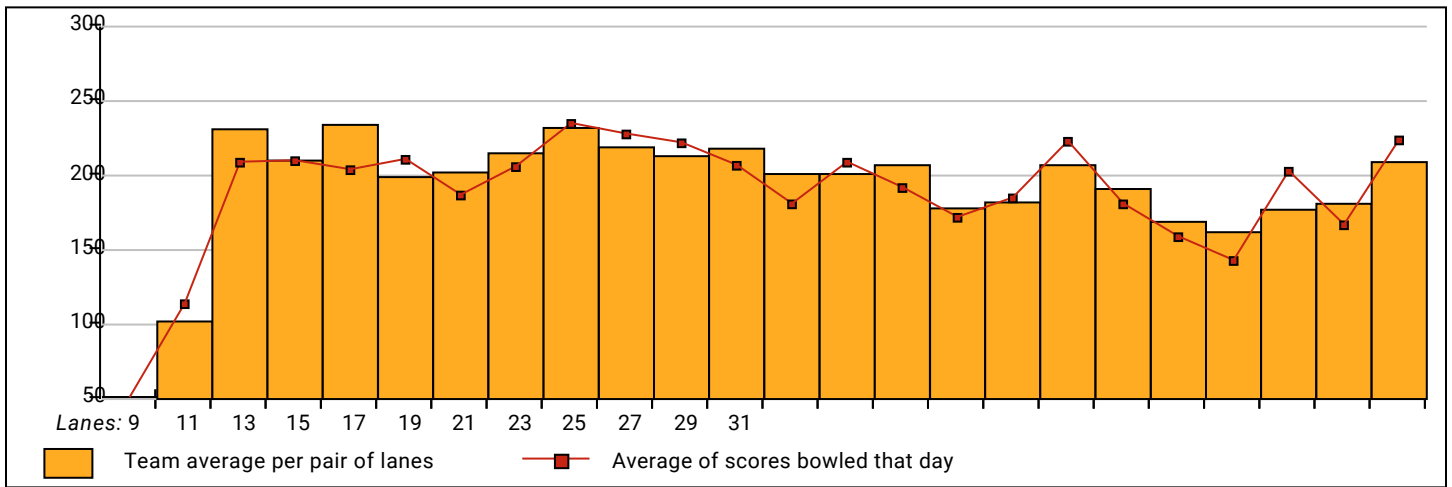


**Men & Women, Left & Right Handed Statistics**

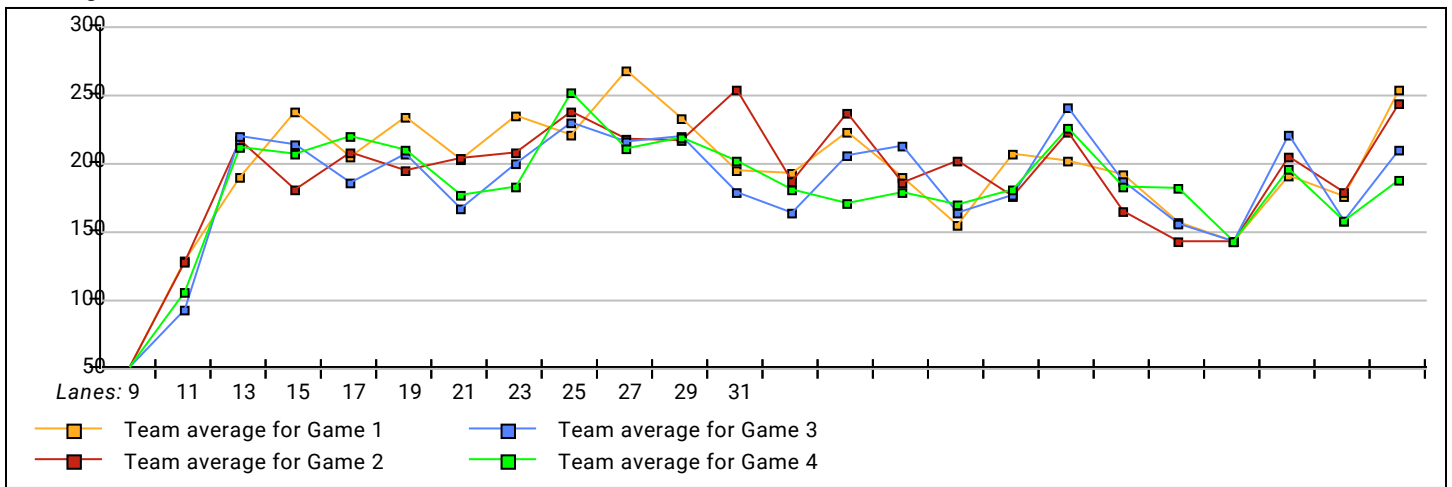
*Unless designated left handed, bowlers are considered right handed.*

	<u>Over All</u>	<u>M-Rt</u>	<u>M-Left</u>	<u>W-Rt</u>	<u>W-Left</u>
How many people bowled	38	28	2	1	0
Number of games bowled	152	112	8	4	0
Actual average of week's scores	205.46	205.79	222.63	171.25	0.00
How many games above average	70	46	3	3	0
How many games below average	78	62	5	1	0
Pins above/below average per game	-0.59	-2.54	-13.38	6.25	0.00
How many people raised average	18	11	1	1	--
by this amount	2.48	2.37	1.09	0.96	0.00
How many people went down	20	17	1	--	--
by this amount	-2.50	-2.41	-5.67	0.00	0.00
League average before bowling	206.57	208.86	236.35	165.50	0.00
League average after bowling	206.42	208.33	234.06	166.46	0.00
Change in league average	-0.14	-0.53	-2.29	0.96	0.00
800s	22	17	2	--	--
775s	5	3	--	--	--
750s	3	2	--	--	--
725s	2	2	--	--	--
700s	2	1	--	--	--
675s	3	2	--	1	--
650s	--	--	--	--	--
625s	1	1	--	--	--
600s	--	--	--	--	--
575s	--	--	--	--	--
550s	--	--	--	--	--
525s	--	--	--	--	--
500s	--	--	--	--	--
475s	--	--	--	--	--
450s	--	--	--	--	--
425s	--	--	--	--	--
400s	--	--	--	--	--
below 400	--	--	--	--	--
300s	--	--	--	--	--
275s	5	3	1	--	--
250s	9	7	--	--	--
225s	31	24	4	--	--
200s	41	29	2	--	--
175s	38	29	--	1	--
150s	21	15	--	3	--
125s	6	5	--	--	--
100s	1	--	1	--	--
below 100	--	--	--	--	--

**Team Average vs Avg of Scores**



**Average of Scores for Each Game**



**Amount Over/Under Team Average**

