

Thursday 6:50 pm

Inman's Bowling & Fun Center

Lanes 17 - 32

View Standings on the Web

Visit LeagueSecretary.com - This league's ID number is 96421

President: Ted Rosenquist Ted.rosenquist@gmail.com

Vice President: Larry Achten lachtenjr@gmail.com

Secretary/Treasurer: Shaun Ciesielski inmansbowl@gmail.com

Important Announcements

HOUSE JACKPOT: \$2 House Mystery, \$3 Strike It Ritch, \$5 Stay Clean

SHOP BOWLING EQUIPMENT www.AboveALLBowling.com PROMO CODE: INMANS5

*BOWL-OUTS Call ahead to schedule. Mon,Tues,Thurs 10a-5p or 9p-11p. Wed+Sat 10a-5p, Sun 12p-5p. Times Subject To Change Based on Business

===== U P C O M I N G T O U R N A M E N T S =====

www.ShaunsTournaments.com & www.Facebook.com/ShausTournaments

ADULTS W I N C A S H & YOUTH W I N S C H O L A R S H I P

-King of the Hill Friday's Weekly Tournament 10:00pm May 24 - Aug. 16

Lane Assignments

		17-18	19-20	21-22	23-24	25-26	27-28	29-30	31-32	
Wk31	04/11	3- 9	10- 7	15-12	5- 11	16- 1	2- 13	8- 14	4- 6	Manually assigned
Wk32	04/18	13-14	6-15	8- 9	3- 5	16- 7	1- 4	12- 2	10-11	Manual Assignments
Wk33	04/25	12- 2	10-11	13-14	7- 1	4- 3	5-16	6-15	8- 9	Manual Assignments

Team Standings

Place	Lane	#	Team Name	Points	Points	%Won	Scratch	Pins +	Team	High	HDCP	High	HDCP	Year-To-Date	Y-T-D
				Won	Lost		Pins	HDCP	Avg	Game	Game	Sers	Sers	WON	LOST
1	17	3	5 Eyes	148	82	64.3	19420	20884	626	751	813	2100	2247	403 ½	286 ½
2	18	9	Muddy Waters	146	84	63.5	15482	20192	501	620	760	1753	2159	362	316
3	19	10	Team 10	145½	84½	63.3	18566	20117	622	729	784	2041	2251	311 ½	378 ½
4	20	7	"DFS"	136	94	59.1	20172	20610	659	798	818	2190	2250	359	331
5	22	12	Triple Digits	122½	107½	53.3	17396	20381	577	688	783	1879	2164	349	341
6	21	15	Hope 2 Cure T1D	120½	109½	52.4	16254	20595	494	627	775	1758	2188	326 ½	363 ½
7	23	5	Let's Go Brandon!	120½	109½	52.4	18554	20477	613	731	789	1999	2218	412 ½	277 ½
8	26	1	Candice's Rejects	118½	111½	51.5	17634	20223	598	726	771	2070	2205	376	314
9	24	11	Over the Hill	114	116	49.6	19690	20224	656	796	808	2142	2178	298	392
10	25	16	She Likes Us More	110½	119½	48.0	19111	20137	641	795	837	2156	2279	363	327
11	27	2	Team 2	108	122	47.0	19197	20676	624	743	786	2079	2242	337	353
12	29	8	1 King w/ 2 Peasants	93½	136½	40.7	14748	19992	488	633	810	1773	2216	349	341
13	32	6	Team 6	91	139	39.6	17646	19971	591	717	799	1989	2235	337 ½	352 ½
14	28	13	Drinker R Us	89½	140½	38.9	15923	18620	578	678	778	1905	2205	268 ½	421 ½
15	30	14	It's ALL Relative	89	141	38.7	15816	19680	528	726	774	2000	2199	271	419
16	31	4	Carl's Truck Repair	86	144	37.4	17574	20322	612	707	803	1933	2144	355	335

Review of Last Week's Bowling.....

Lanes	Team Name	HDCP -1-	HDCP -2-	HDCP -3-	HDCP Total	Last Wk WON	Team Name	HDCP -1-	HDCP -2-	HDCP -3-	HDCP Total	Last Wk WON
17-18	"DFS"	775	588	637	2000	8	Triple Digits	661	677	692	2030	15
19-20	Team 10	741	606	716	2063	16	Carl's Truck Repair	643	690	704	2037	7
21-22	5 Eyes	657	748	732	2137	21	It's ALL Relative	626	650	637	1913	2
23-24	Team 2	666	644	666	1976	0	1 King w/ 2 Peasants	742	735	739	2216	23
25-26	Muddy Waters	663	750	678	2091	18	Let's Go Brandon!	699	646	622	1967	5
27-28	Over the Hill	695	668	720	2083	8	She Likes Us More	729	744	641	2114	15
29-30	Hope 2 Cure T1D	716	629	626	1971	4	Candice's Rejects	731	728	664	2123	19
31-32	Drinker R Us	751	662	706	2119	9	Team 6	724	679	740	2143	14

HOW THE 23 POINTS WORK PER NIGHT

11 Team = 2 Per HCAP Gm, 3 HCAP Series, Bonus 2 High HCAP Gm on Pair
 12 Matchplay = 1 Per HCAP Game, 1 HCAP Series, Per Person

Playoff Race: Third Winners + Wild Card (Most Season Wins)			
Third Winners: 1st Candice's Rejects 137.5, 2nd Let's Go Brandon 178.0			
Current 1st Place 3rd Part 5 Eyes 403.5			
Wild Card Race: 3 Spots Makes The Playoffs.			
1. She likes us more	363.0	----	
2. Muddy Waters	362.0	----	
3. DFS	357.0	----	(-Total Pins)
4. Carl's Truck Repair	355.0	-02.0	
5. Triple Digits	349.0	-08.0	
6. 1 King w/ 2 Pesants	349.0	-08.0	
7. Hope 2 Cure T1D	343.5	-13.5	
8. Team 2	336.0	-21.0	
Weeks 32 & 33 is also 2 Individual Sweeper Tournaments for EVERYONE.			
3 Game Total Handicap Series Each Week. 21+ Games to Bowl.			

Individual High Averages

Men	Women
231.57 Ted Rosenquist	221.09 Candice Tovo
230.72 John Ulicny	205.40 Savanna Murry
229.08 Larry Achten	201.02 Celia Charlson
228.69 Scott Kaszubski	192.93 Carly Richel
224.33 Scott Carr	192.40 Cassie Ginter
222.44 Mark Crowe	190.67 Teresa Rivera
221.20 Kris Lyles	176.39 Chrystal Ziegler
220.00 Steve Finley	129.19 Stephanie Stack

High Individual Match Points

Men	Women
77 John Ulicny	66.5 Chrystal Ziegler
73.5 John Radinsky	65 Candice Tovo
71 Tyler Klemz	59 Cassie Ginter
69 Ted Rosenquist	54.5 Carly Richel
68 Robert Wroblewski	50 Savanna Murry
65.5 Dan Rivera	45.5 Teresa Rivera
65 Dave Jaskulski	43.5 Stephanie Stack

Season High Scores

Team Scratch Game	Team Scratch Series	Team Handicap Game	Team Handicap Series
798 "DFS"	2190 "DFS"	837 She Likes Us More	2279 She Likes Us More
796 Over the Hill	2156 She Likes Us More	818 "DFS"	2251 Team 10
795 She Likes Us More	2142 Over the Hill	813 5 Eyes	2250 "DFS"
Scratch Game	Scratch Series	Handicap Game	Handicap Series
Men			
300 Mark Crowe	826 Scott Kaszubski	332 Chase Farmer	867 Chase Farmer
300 Ted Rosenquist	821 Kris Lyles	314 Scott Carr	854 Dan Rivera
300 Larry Achten	811 Robert Wroblewski	311 Andy Funk	839 Kris Lyles
300 Kris Lyles	797 Ted Rosenquist	309 Dan Rivera	835 Robert Wroblewski
299 Scott Carr	784 Mark Crowe	308 Pat Graham	826 Scott Kaszubski
Women			
300 Candice Tovo	769 Candice Tovo	317 Candice Tovo	811 Candice Tovo
279 Savanna Murry	713 Savanna Murry	304 Carly Richel	800 Carly Richel
279 Carly Richel	704 Carly Richel	302 Savanna Murry	785 Savanna Murry
258 Celia Charlson	693 Celia Charlson	295 Chrystal Ziegler	768 Celia Charlson
258 Cassie Ginter	661 Cassie Ginter	295 Teresa Rivera	759 Cassie Ginter
Season Game Over Average	Season Series over Average		
Game - Avg=Difference	Series - Avg=Difference		
Men			
295 - 186=109 Chase Farmer	756 - 558=198 Chase Farmer		
299 - 209=90 Scott Carr	734 - 546=188 Dan Rivera		
257 - 168=89 Andy Funk	821 - 654=167 Kris Lyles		
Women			
300 - 207=93 Candice Tovo	769 - 630=139 Candice Tovo		
279 - 198=81 Carly Richel	704 - 573=131 Carly Richel		
278 - 199=79 Savanna Murry	713 - 597=116 Savanna Murry		

Split 1 High Scores

Team Scratch Game	Team Scratch Series	Team Handicap Game	Team Handicap Series
796 Over the Hill	2142 Over the Hill	813 5 Eyes	2251 Team 10
744 5 Eyes	2041 Team 10	810 1 King w/ 2 Peasants	2208 Team 6

Team Scratch Game		Team Scratch Series		Team Handicap Game		Team Handicap Series	
726	It's ALL Relative	2000	It's ALL Relative	808	Over the Hill	2199	It's ALL Relative
	Scratch Game		Scratch Series		Handicap Game		Handicap Series
Men	300 Mark Crowe	788	Scott Kaszubski	314	Scott Carr	815	Scott Kaszubski
	299 Scott Carr	752	Richie Mardis	308	Pat Graham	796	Brian Babcock
	299 Dave Penfold	752	Alex Griggs	307	Dave Penfold	794	Joey Cuellar
	290 Robert Wroblewski	748	John Ulicny	303	Mark Crowe	791	Alex Griggs
	289 Ted Rosenquist	747	Larry Achten	300	Shaun Quinn Sr	790	Chris Taylor
	289 Shaun Quinn Sr						
Women	279 Candice Tovo	720	Candice Tovo	298	Candice Tovo	800	Carly Richel
	267 Savanna Murry	704	Carly Richel	295	Teresa Rivera	777	Candice Tovo
	265 Carly Richel	657	Cassie Ginter	294	Cassie Ginter	759	Cassie Ginter
	257 Teresa Rivera	656	Celia Charlson	291	Carly Richel	753	Chrystal Ziegler
	256 Cassie Ginter	653	Savanna Murry	285	Savanna Murry	749	Celia Charlson

Split 2 High Scores

Team Scratch Game		Team Scratch Series		Team Handicap Game		Team Handicap Series	
798	"DFS"	2190	"DFS"	837	She Likes Us More	2279	She Likes Us More
796	Over the Hill	2156	She Likes Us More	818	"DFS"	2251	Team 10
795	She Likes Us More	2142	Over the Hill	813	5 Eyes	2250	"DFS"
	Scratch Game		Scratch Series		Handicap Game		Handicap Series
Men	300 Mark Crowe	826	Scott Kaszubski	314	Scott Carr	826	Scott Kaszubski
	300 Larry Achten	769	Mark Crowe	309	Dan Rivera	802	Mark Crowe
	300 Anthony Miller	768	Ted Rosenquist	308	Pat Graham	796	Brian Babcock
	299 Scott Carr	768	John Ulicny	305	Jedidiah Ziegler	791	Alex Griggs
	296 Kris Lyles	761	Steve Finley	305	Kris Lyles	790	Chris Taylor
Women	300 Candice Tovo	769	Candice Tovo	317	Candice Tovo	811	Candice Tovo
	279 Carly Richel	713	Savanna Murry	304	Carly Richel	800	Carly Richel
	278 Savanna Murry	704	Carly Richel	302	Savanna Murry	785	Savanna Murry
	258 Cassie Ginter	693	Celia Charlson	295	Chrystal Ziegler	768	Celia Charlson
	257 Teresa Rivera	661	Cassie Ginter	295	Teresa Rivera	759	Cassie Ginter

Most Improved Average

Men	165 to 189.84 =+24.84 Chase Farmer	165 to 185.88 =+20.88 John Radinsky	119 to 136.25 =+17.25 Christan VeCase
Women	212 to 221.09 = +9.09 Candice Tovo	121 to 129.19 = +8.19 Stephanie Stack	185 to 192.93 = +7.93 Carly Richel

Last Week's Top Scores

Team Scratch Game		Team Scratch Series		Team Handicap Game		Team Handicap Series	
754	"DFS"	2035	Over the Hill	775	"DFS"	2216	1 King w/ 2 Peasan
709	She Likes Us More	2009	She Likes Us More	751	Drinker R Us	2143	Team 6
704	Over the Hill	2002	5 Eyes	750	Muddy Waters	2137	5 Eyes
	Scratch Game		Scratch Series		Handicap Game		Handicap Series
Men	290 Ted Rosenquist	731	Scott Carr	294	Kevin Kuckie	807	Kevin Kuckie
	276 Scott Carr	713	Mark Crowe	290	Ted Rosenquist	795	John Giggy
	267 John Ulicny	710	Steve Finley	290	Nicholas Howell	771	Chase Farmer
	267 Scott Kaszubski	700	John Ulicny	280	John Giggy	756	Christan VeCasey
	266 Mark Crowe	690	John Giggy	277	Scott Carr	744	Nicholas Howell
Women	259 Candice Tovo	732	Candice Tovo	263	Candice Tovo	744	Candice Tovo
	213 Carly Richel	597	Carly Richel	256	Chrystal Ziegler	690	Carly Richel
	212 Teresa Rivera	573	Teresa Rivera	245	Teresa Rivera	687	Chrystal Ziegler
	210 Chrystal Ziegler	562	Cassie Ginter	244	Carly Richel	672	Teresa Rivera
	201 Cassie Ginter	549	Chrystal Ziegler	238	Meg Scott	661	Irene Priano

Weekly Game Over Average
Game - Avg=Difference

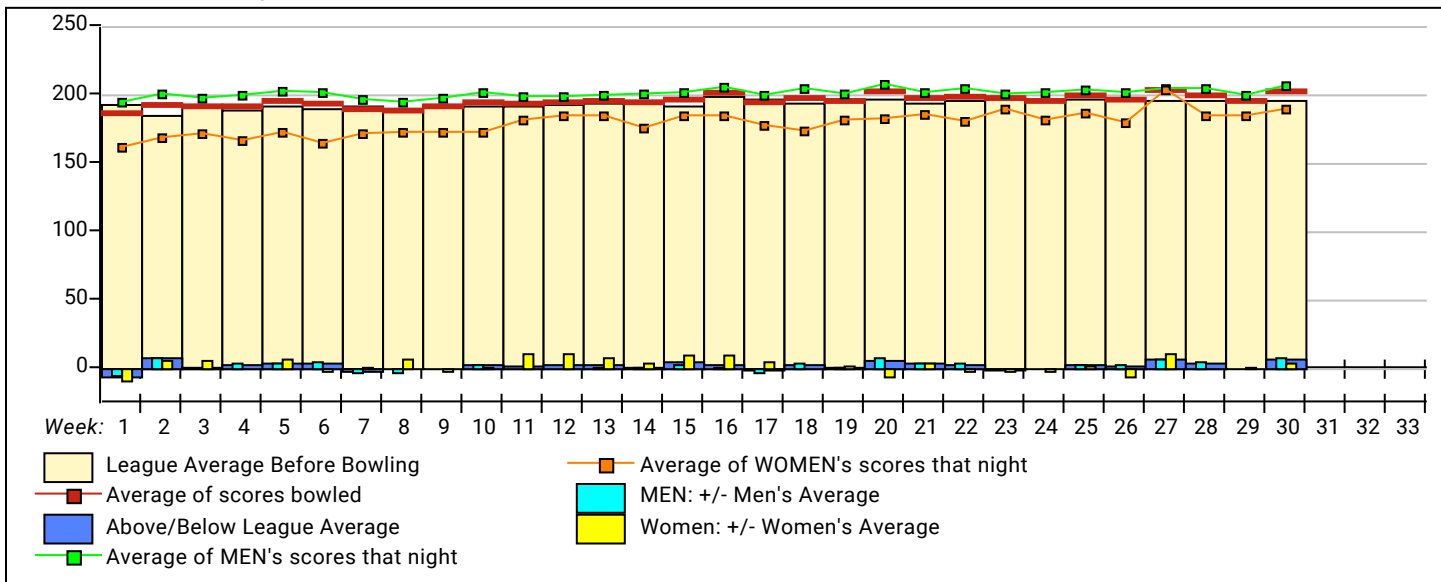
Men	252 - 180=72	Kevin Kuckie
	264 - 197=67	Nicholas Howell
	290 - 231=59	Ted Rosenquist
Women	259 - 220=39	Candice Tovo
	210 - 176=34	Chrystal Ziegler
	212 - 190=22	Teresa Rivera

Weekly Series over Average
Series - Avg=Difference

681 - 540=141	Kevin Kuckie
690 - 564=126	John Giggy
666 - 564=102	Chase Farmer
732 - 660=72	Candice Tovo
549 - 528=21	Chrystal Ziegler
597 - 576=21	Carly Richel

Name	True	Average	HDCP	Pins	Gms	-1-	-2-	-3-	Total	HDCP			High			To Raise	Points			Most Improved	
										Total	Game	Game	Sers	Sers	Avg +1		Won	250's	700's	Avg	+/-
11 - Over the Hill Lane 24 HDCP=16 Avg=656																					
Robert Wroblewski	218.32	6	19649	90	179	246	258	683	701	290	292	811	835	718	68.0	14	5	219	-0.68		
Richie Mardis	217.47	7	16745	77	243	198	234	675	696	287	299	752	788	695	52.0	9	7	212	+5.47		
Kris Lyles	221.20	3	16590	75	257	208	212	677	686	300	307	821	839	726	46.0	10	4	230	-8.80		
12 - Triple Digits Lane 22 HDCP=91 Avg=577																					
Chrystal Ziegler	176.39	46	15346	87	169	210	170	549	687	246	295	604	753	584	66.5	--	--	176	+0.39		
Jedidiah Ziegler	179.68	43	12398	69	a164	a164	a164	492	621	259	305	626	770	562	54.0	2	--	177	+2.68		
Mark Crowe	222.44	2	13569	61	236	211	266	713	722	300	303	784	802	703	48.5	10	6	221	+1.44		
Rob Fulwider	201.17	12	1207	6				0	0	254	266	658	694	611	2.0	1	--	212	-10.83		
Michael Zuzock	164.33	57	986	6				0	0	177	231	506	668	499	5.0	--	--				
13 - Drinker R Us Lane 28 HDCP=91 Avg=578																					
John Giggy	191.58	32	6897	36	245	212	233	690	795	246	280	690	795	591	21.0	--	--	199	-7.42		
Tim Eiler	179.37	43	14529	81	198	179	171	548	677	237	285	599	746	591	63.0	--	--	169	+10.37		
Chris Taylor	208.62	16	13143	63	215	178	209	602	647	279	298	730	790	651	48.0	4	3	206	+2.62		
Amy Perkins	121.63	98	3649	30				0	0	160	257	400	697	377	19.0	--	--	127	-5.37		
Jessica Bruce	187.33	43	562	3				0	0	225	268	562	691	566	4.0	--	--	179	+8.33		
14 - It's ALL Relative Lane 30 HDCP=138 Avg=528																					
Stephanie Stack	129.19	91	8914	69	a114	a114	a114	342	615	163	257	438	715	446	43.5	--	--	121	+8.19		
Alex Griggs	216.89	8	19520	90	195	230	197	622	643	279	292	752	791	661	50.5	14	7	210	+6.89		
Joe Griggs	183.52	39	15966	87	180	169	189	538	655	255	296	659	776	594	52.0	1	--	185	-1.48		
Billy Gray	205.67	19	617	3				0	0	235	254	617	674	619	1.0	--	--	205	+0.67		
15 - Hope 2 Cure T1D Lane 21 HDCP=170 Avg=494																					
Charlotte Pitts	109.50	110	6132	56				0	0	138	250	366	707	358	34.0	--	--	107	+2.50		
Dave Winterrowd	183.60	39	15973	87	205	190	170	565	682	263	304	656	785	587	63.5	1	--	173	+10.60		
Tim Pitts	202.76	21	17437	86	203	178	202	583	643	279	303	713	785	630	59.0	4	1	199	+3.76		
Josh Kelly	141.23	79	4237	30	170	123	116	409	646	187	270	496	742	449	17.0	--	--	139	+2.23		
16 - She Likes Us More Lane 25 HDCP=34 Avg=641																					
Carly Richel	192.93	31	16785	87	206	213	178	597	690	279	304	704	800	585	54.5	3	1	185	+7.93		
Candice Tovo	221.09	3	19235	87	259	229	244	732	744	300	317	769	811	745	65.0	17	10	212	+9.09		
Scott Kaszubski	228.69	0	20582	90	229	267	184	680	680	289	289	826	826	715	63.5	23	10	215	+13.69		
Jimmy Petersen	175.33	47	3156	18				0	0	241	277	611	719	540	9.0	--	--	187	-11.67		

League Average Week-by-Week



Bracket Payouts

Bowler	Lane	Refund	Winnings	Amt Paid	Balance Due	Paid
--------	------	--------	----------	----------	-------------	------

Important Messages

HOUSE MYSTERY POT: \$2.00 to Enter, Covers Games 1 & 2 ONLY
 Circle The Number Next To Your Name and Drop Your \$2 In The Bucket

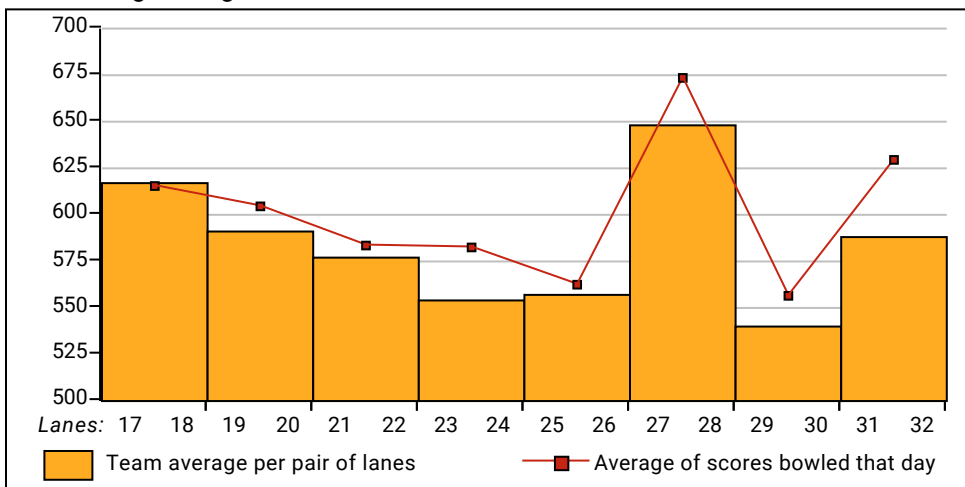
Alphabetical List of All Members of This League

Lane		True					Lane		True						
NxtWk	Team	Name	Average	Pins	Gms	HDCP	NxtWk	Team	Name	Average	Pins	Gms	HDCP		
1	27	2	Achten, Ethan	220.50	1323	6	4	42	19	10	McWhirter, Brad	211.47	12054	57	13
2	27	2	Achten, Larry	229.08	15119	66	0	43	20	7	Miller, Anthony	228.69	10291	45	0
3		0	Achten, Natalie		0	0	64	44	18	9	Mudd, Eric	194.20	16313	84	29
4	29	8	Babcock, Brian	163.17	12727	78	58	45	18	9	Mudd, John	135.28	7305	54	85
5	26	1	Bobrowski, Matt	217.61	3917	18	7	46	27	2	Murry, Savanna	205.40	14789	72	19
6	28	13	Bruce, Jessica	187.33	562	3	43	47	18	9	Null, Scott	185.30	5003	27	38
7	26	1	Carder, Eddie	207.19	14918	72	17	48	32	6	Penfold, Dave	210.60	3159	15	14
8	17	3	Carr, Scott	224.33	18844	84	0	49	28	13	Perkins, Amy	121.63	3649	30	98
9	27	2	Carter, Derek J.	217.67	653	3	0	50	25	16	Petersen, Jimmy	175.33	3156	18	47
10	17	3	Charles, Tom	218.64	17710	81	6	51	21	15	Pitts, Charlotte	109.50	6132	56	110
11	31	4	Charlson, Carl	203.28	13213	65	20	52	21	15	Pitts, Tim	202.76	17437	86	21
12	31	4	Charlson, Celia	201.02	11458	57	22	53	31	4	Priano, Irene	168.76	8607	51	54
13	22	12	Crowe, Mark	222.44	13569	61	2	54	31	4	Priano, Tony	208.90	10027	48	16
14	20	7	Cuellar, Joey	222.88	9361	42	2	55	27	2	Quinn Sr, Shaun	226.24	4751	21	0
15	17	3	Dawson, Lance	216.33	649	3	8	56	32	6	Radinsky, Jeff	173.80	2607	15	49
16	28	13	Eiler, Tim	179.37	14529	81	43	57	32	6	Radinsky, John	185.88	14499	78	38
17	29	8	Farmer, Chase	189.84	14238	75	34	58	25	16	Richel, Carly	192.93	16785	87	31
18	32	6	Finley, Steve	220.00	17820	81	4	59	17	3	Rivera, Dan	184.88	14975	81	38
19	29	8	Foster, Robert		0	0	65	60	27	2	Rivera, Teresa	190.67	14300	75	33
20	22	12	Fulwider, Rob	201.17	1207	6	12	61	20	7	Rosenquist, Ted	231.57	18526	80	0
21	18	9	Funk, Andy J.	172.87	14521	84	50	62	19	10	Scuch, Anthony	181.14	3804	21	41
22	28	13	Giggy, John	191.58	6897	36	32	63	26	1	Scott, Meg	153.08	5970	39	68
23	19	10	Ginter, Brian	219.81	17145	78	5	64		0	Shah, Rocky		0	0	84
24	19	10	Ginter, Cassie	192.40	16162	84	31	65	20	7	Showers, Dennis	180.79	4339	24	42
25	20	7	Graham, Pat	206.19	14433	70	18	66	27	2	Snuffer, Jeff	237.00	2133	9	0
26	30	14	Gray, Billy	205.67	617	3	19	67	30	14	Stack, Stephanie	129.19	8914	69	91
27	30	14	Griggs, Alex	216.89	19520	90	8	68		0	Sutton, Nick		0	0	51
28	30	14	Griggs, Joe	183.52	15966	87	39	69	28	13	Taylor, Chris	208.62	13143	63	16
29	32	6	Howell, Nicholas	201.94	3635	18	22	70	31	4	Thornburgh, Dave	186.27	5588	30	37
30		0	Howell, Nicholas		0	0	0	71		0	Toth, Tommy	199.00	1791	9	24
31	23	5	Jaskulski, Dave	197.07	17736	90	26	72	25	16	Tovo, Candice	221.09	19235	87	3
32	29	8	Kaiser, Quintin	181.87	2728	15	41	73	26	1	Tovo, James	172.79	5702	33	50
33	25	16	Kaszubski, Scott	228.69	20582	90	0	74	23	5	Ulicny, John	230.72	20765	90	0
34	21	15	Kelly, Josh	141.23	4237	30	79	75	29	8	VeCasey, Christan	136.25	9401	69	84
35	32	6	Kleine, Jake	186.67	12880	69	37	76	31	4	Wilkening, Randy	203.25	2439	12	20
36	26	1	Klemz, Tyler	219.98	19798	90	5	77		0	Winkel, Brent		0	0	112
37	23	5	Kolis, Tim	186.98	16267	87	37	78	21	15	Winterrowd, Dave	183.60	15973	87	39
38	18	9	Kozel, Josh	148.00	444	3	74	79	24	11	Wroblewski, Robert	218.32	19649	90	6
39	26	1	Kuckie, Kevin	227.00	681	3	42	80	22	12	Ziegler, Chrystal	176.39	15346	87	46
40	24	11	Lyles, Kris	221.20	16590	75	3	81	22	12	Ziegler, Jedidiah	179.68	12398	69	43
41	24	11	Mardis, Richie	217.47	16745	77	7	82	22	12	Zuzock, Michael	164.33	986	6	57

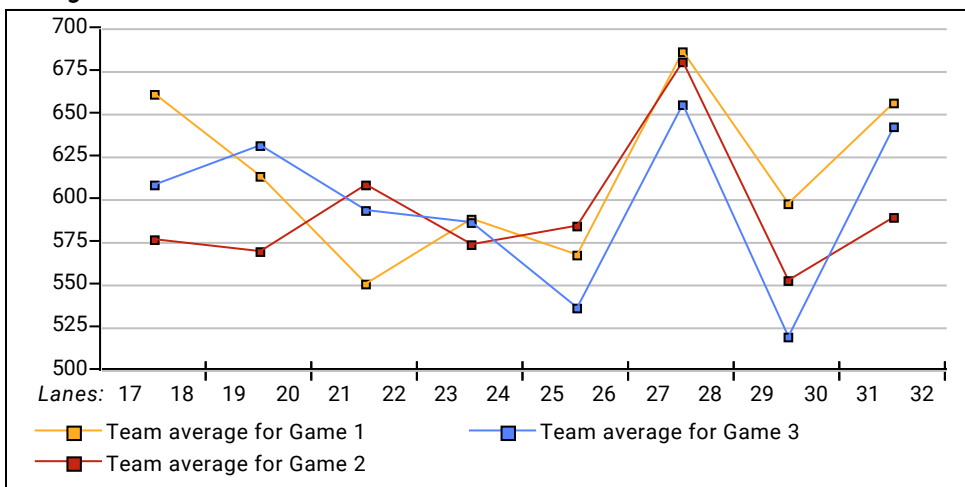
Men & Women, Left & Right Handed Statistics*Unless designated left handed, bowlers are considered right handed.*

	<u>Over All</u>	<u>M-Rt</u>	<u>M-Left</u>	<u>W-Rt</u>	<u>W-Left</u>
How many people bowled	44	35	2	7	0
Number of games bowled	132	105	6	21	0
Actual average of week's scores	203.23	204.55	230.50	188.86	0.00
How many games above average	72	58	3	11	0
How many games below average	55	42	3	10	0
Pins above/below average per game	7.55	8.24	6.50	4.43	0.00
How many people raised average by this amount	28 2.38	22 2.95	2 0.21	4 0.32	-- 0.00
How many people went down by this amount	16 -0.29	13 -0.31	-- 0.00	3 -0.16	-- 0.00
League average before bowling	196.17	196.80	224.32	184.93	0.00
League average after bowling	197.58	198.54	224.52	185.05	0.00
Change in league average	1.41	1.74	0.21	0.11	0.00
800s	--	--	--	--	--
775s	--	--	--	--	--
750s	--	--	--	--	--
725s	2	1	--	1	--
700s	3	2	1	--	--
675s	8	7	1	--	--
650s	7	7	--	--	--
625s	2	2	--	--	--
600s	3	3	--	--	--
575s	2	1	--	1	--
550s	5	3	--	2	--
525s	6	5	--	1	--
500s	1	1	--	--	--
475s	2	1	--	1	--
450s	1	--	--	1	--
425s	--	--	--	--	--
400s	1	1	--	--	--
below 400	1	1	--	--	--
300s	--	--	--	--	--
275s	2	2	--	--	--
250s	10	7	2	1	--
225s	25	21	2	2	--
200s	35	29	1	5	--
175s	31	25	1	5	--
150s	24	17	--	7	--
125s	2	1	--	1	--
100s	3	3	--	--	--
below 100	--	--	--	--	--

Team Average vs Avg of Scores



Average of Scores for Each Game



Amount Over/Under Team Average

